

DAILY REPORT

8/3/2020

(Data from Sunday, August 02, 2020)

SINGLE ADULTS	
Drop-in Center Clients Served	422
Drop-in Center Overnight Census	158
Faith Bed Census	38
Outreach Contacts	223
Outreach Placements	7
Safe Haven Utilization	1084
Veterans In Short-term Housing	241
Criminal Justice Short-term Housing	116

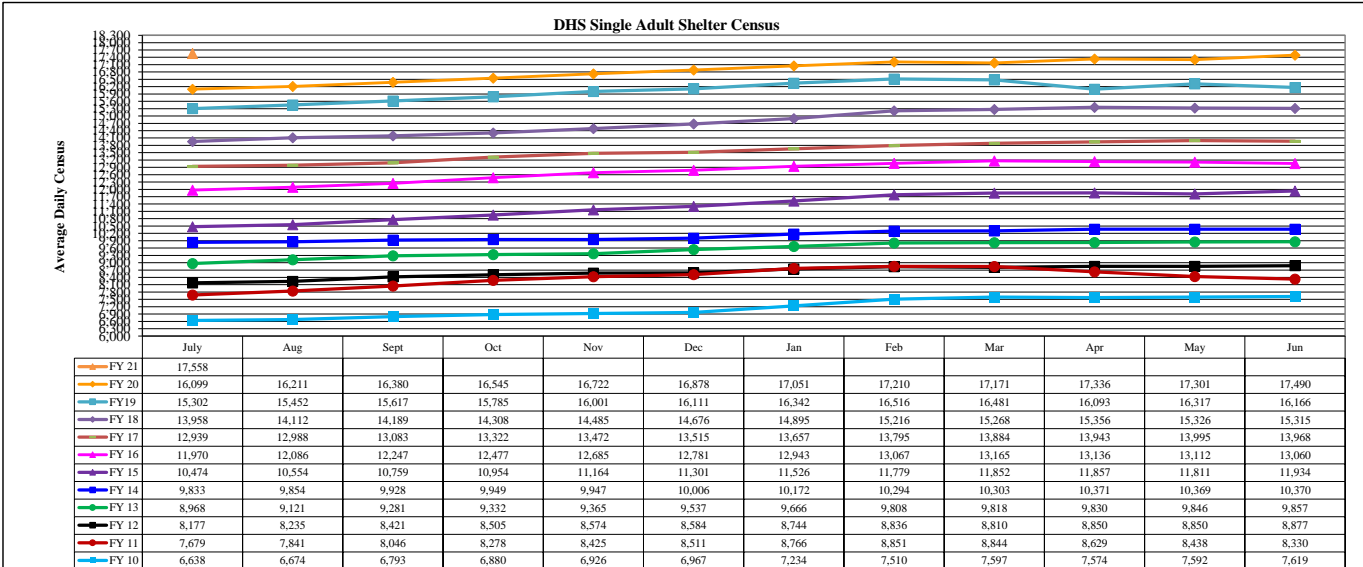
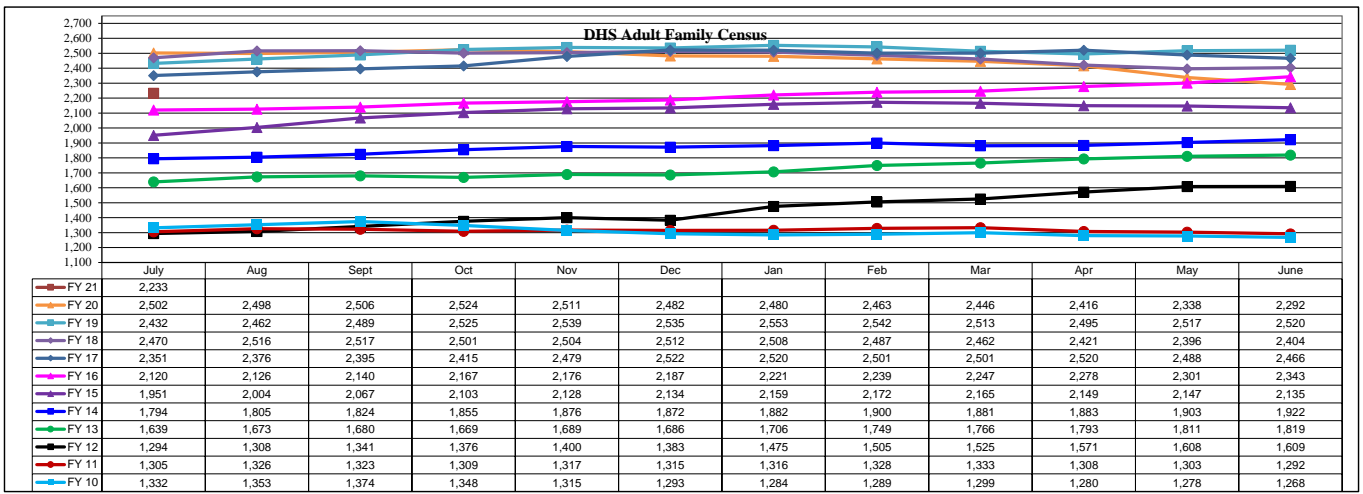
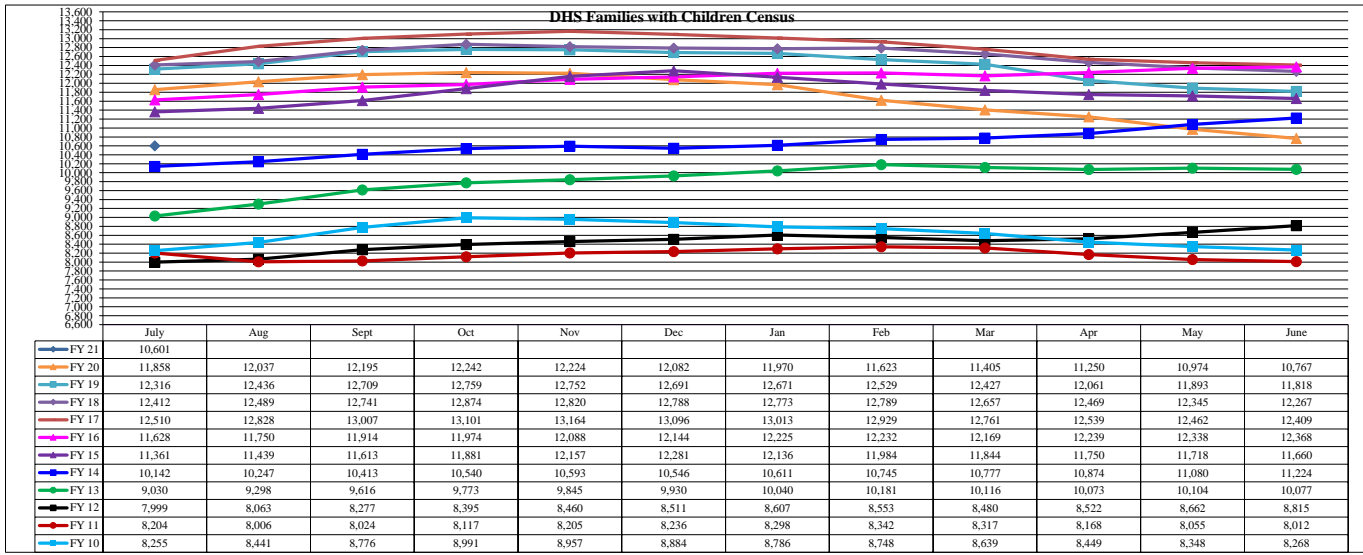
FAMILY INTAKE	
Families Requesting Temporary Housing at PATH	53
Adult Families Requesting Temporary Housing at AFIC	4
Families Placed in Overnight Accommodations	0
Families w/children at PATH Overnight (pre 10PM)	0

TOTAL SHELTER CENSUS	
Adults	36,248
Children	18,708
Total Individuals	54,956

SINGLE ADULTS	
Men	13,072
Women	4,496
Total Single Adults	17,568

FAMILIES WITH CHILDREN CENSUS	
Families	10,524
Adults	14,032
Children	18,708
Individuals	32,740

ADULT FAMILIES CENSUS	
Families	2,200
Individuals (Adults)	4,648



*Due to data conversion the average monthly census for December 2011 and January 2012 for Families with Children and Adult Families is based upon data for a partial month.