

Bureau of Fire Investigation

Investigative Management and Reporting System



2011 Annual Report



Veritas ex Cineribus

Michael R. Bloomberg
Mayor

Salvatore J. Cassano
Fire Commissioner

Bureau of Fire Investigation

Fire Department of the City of New York



**Chief Fire Marshal
Robert G. Byrnes**

**Assistant Chief Fire Marshal
John D. Lynn
Chief of Operations**

Supervising Fire Marshal
John J. Holohan
Program Administrator

Fire Marshal
Richard A. Giampaolo
Medical Examiner Liaison

Computer Associate
Irina Gotsdanker
Application Developer

Principal Administrative Associate
Dana E. Holland
Records Management Supervisor

Bureau of Fire Investigation
Investigative Management and Reporting System
FDNY FIRE MARSHALS IN ACTION



BUREAU of FIRE INVESTIGATION
Fire Department - City of New York

WANTED

The featured individual is WANTED in connection to a series of fires in the NYC Midtown area

WANTED
Complaint 61# / 2526 & 2738

IF YOU HAVE INFORMATION CONTACT



IF YOU HAVE INFORMATION CONTACT

BUREAU of FIRE INVESTIGATION
Fire Marshals (718) 722-3690



Bureau of Fire Investigation

Investigative Management and Reporting System

Section 1: Total Investigations Analysis

Summary of Investigations by Type

Summary of All Investigations by Percentage

Section 2: Fire Cause Analysis

Graph of Fire Causes Investigated by Category

Summary of Fire Causes Investigated by Category

Summary of Fire Causes

Summary of Incendiary Fires by Borough

Summary of Incendiary Fires by Borough & Community Board

Summary of Accidental Fires by Borough

Summary of Accidental Fires by Borough & Community Board

Section 3: Civilian Fire Fatalities

Chief Fire Marshal Robert G. Byrnes with a statement on Fire Fatalities

Graph of Fatal Fire Causes

Graph of Fatal Fires by Age

Map of Fire Fatalities by Community Board

Annual Comparison of Fire Fatalities by Borough, 2000-2009

Annual Comparison of Fire Fatalities by Cause, 2004-2009

Fire Fatalities by Category & Cause

Fire Fatalities by Community Board & Borough

Monthly Fire Fatalities by Borough

Fire Fatalities by Hour of Occurrence & Borough

Fire Fatalities by Race/Ethnicity & Occupancy

Fire Fatalities by Age & Gender

Fire Fatalities Related to Vehicles

Smoke Detectors & Civilian Fire Fatalities

Section 4: Civilian Fire Injuries

Graph of Civilian Fire Injury Causes

Graph of Civilian Fire Injuries by Age

Map of Fire Injuries by Community Board

Annual Comparison of Fire Injuries by Borough, 2004-2006

Annual Comparison of Fire Injuries by Cause, 2004-2006

Fire Injuries by Category & Cause

Fire Injuries by Borough & Type of Injury

Fire Injuries by Community Board & Borough

Monthly Fire Injuries by Borough

Fire Injuries by Hour of Occurrence & Borough

Fire Injuries by Race/Ethnicity & Occupancy

Fire Injuries by Age & Gender

Fire Injuries Related to Vehicles

Smoke Detectors & Civilian Fire Injuries

Section 5: Arrest Report

Arrest Summary Report

BFI Arrests & Assists to Law Enforcement by Community Board & Borough

BFI Arrests by Borough

BFI Arrests by Community Board & Borough

BFI Arson Arrests by Community Board & Borough

Bronx Community Boards Arrest Breakdown

Brooklyn Community Boards Arrest Breakdown

Manhattan Community Boards Arrest Breakdown

Queens Community Boards Arrest Breakdown

Staten Island Community Boards Arrest Breakdown

Other Law Enforcement Arrests / BFI Assists by Borough

Other Law Enforcement Arrests / BFI Assists by Community Board & Borough

Bureau of Fire Investigation

Investigative Management and Reporting System



2011

Annual Report

on

Total Investigations



Veritas ex Cineribus

Bureau Of Fire Investigation

Investigative Management and Reporting System

Summary of Investigations by Type

For the period 01/01/2011 through 12/31/2011

Printed on Mar. 29, 2012



| Type of Investigation | Total |
|---|-------------|
| Total Fire Investigations: | 5995 |
| Total Non Fire Investigations: | 819 |
| Albany Burn Notif. Unrelated to a Fire/Explosion | 295 |
| SIU Investigation | 126 |
| Other - No Fire | 115 |
| MFA | 93 |
| Juvenile Firesetter Intervention | 88 |
| Albany Burn Notif. Related to a Previous BFI Inv. | 43 |
| Fireworks Related | 32 |
| Fraudulent Placard Investigation | 9 |
| Threat to Burn | 9 |
| Headquarters Investigation | 4 |
| Theft from Quarters | 3 |
| Carbon Monoxide Incident | 2 |
| Cases Received: | 6814 |
| Preliminary Investigation Only: | 1306 |
| Total Investigations: | 5508 |

Bureau Of Fire Investigation

Investigative Management and Reporting System

Summary of Fire Investigation Cases by Percentage

For the period 01/01/2011 through 12/31/2011

Printed on Mar. 29, 2012



| Fire Causes | Total |
|--|--------------|
| Incendiary | 2103 |
| Percentage of Investigations Conducted | 38.18% |
| Preliminary Investigation Only | 1306 |
| Percentage of Investigations Conducted | 23.71% |
| Electrical | 891 |
| Percentage of Investigations Conducted | 16.18% |
| Smoking | 501 |
| Percentage of Investigations Conducted | 9.1% |
| Cooking Carelessness | 318 |
| Percentage of Investigations Conducted | 5.77% |
| Albany Burn Notif. Unrelated to a Fire/Explos | 295 |
| Percentage of Investigations Conducted | 5.36% |
| Open Flame | 288 |
| Percentage of Investigations Conducted | 5.23% |
| No Fire | 261 |
| Percentage of Investigations Conducted | 4.74% |
| Hot Objects | 175 |
| Percentage of Investigations Conducted | 3.18% |
| Appliance | 155 |
| Percentage of Investigations Conducted | 2.81% |
| MFA | 93 |
| Percentage of Investigations Conducted | 1.69% |

March 29, 2012

Bureau Of Fire Investigation

Investigative Management and Reporting System

Summary of Fire Investigation Cases by Percentage

For the period 01/01/2011 through 12/31/2011

Printed on Mar. 29, 2012



| Fire Causes | Total |
|---|--------------|
| Juvenile Firesetter Intervention | 88 |
| Percentage of Investigations Conducted | 1.6% |
| Other | 72 |
| Percentage of Investigations Conducted | 1.31% |
| Ignitable Liquid/Gas | 57 |
| Percentage of Investigations Conducted | 1.03% |
| Heaters | 54 |
| Percentage of Investigations Conducted | .98% |
| Motors | 53 |
| Percentage of Investigations Conducted | .96% |
| Albany Burn Notif. Related to a Previous BFI | 43 |
| Percentage of Investigations Conducted | .78% |
| Natural Sources | 33 |
| Percentage of Investigations Conducted | .6% |
| Electronic Devices | 14 |
| Percentage of Investigations Conducted | .25% |
| Not Ascertained | 14 |
| Percentage of Investigations Conducted | .25% |
| Cases Received: | 6814 |
| Preliminary Investigation Only: | 1306 |
| Total Investigations: | 5508 |

March 29, 2012

Bureau of Fire Investigation

Investigative Management and Reporting System



2011

Annual Report

on

Fire Causes



Veritas ex Cineribus

Bureau Of Fire Investigation

Investigative Management and Reporting System

Summary of Fire Causes Investigated by Category

For the period 01/01/2011 through 12/31/2011

Printed on Mar. 29, 2012



| Cause of Fire Category | Total |
|---|-------------|
| Incendiary | 2103 |
| Percentage of Fire Investigations Conducted | 44.85% |
| Electrical | 891 |
| Percentage of Fire Investigations Conducted | 19% |
| Smoking | 501 |
| Percentage of Fire Investigations Conducted | 10.68% |
| Cooking Carelessness | 318 |
| Percentage of Fire Investigations Conducted | 6.78% |
| Open Flame | 288 |
| Percentage of Fire Investigations Conducted | 6.14% |
| Hot Objects | 175 |
| Percentage of Fire Investigations Conducted | 3.73% |
| Appliance | 155 |
| Percentage of Fire Investigations Conducted | 3.31% |
| Ignitable Liquid/Gas | 57 |
| Percentage of Fire Investigations Conducted | 1.22% |
| Heaters | 54 |
| Percentage of Fire Investigations Conducted | 1.15% |
| Motors | 53 |
| Percentage of Fire Investigations Conducted | 1.13% |
| Natural Sources | 33 |
| Percentage of Fire Investigations Conducted | .7% |
| Other | 29 |
| Percentage of Fire Investigations Conducted | .62% |

Bureau Of Fire Investigation

Investigative Management and Reporting System

Summary of Fire Causes Investigated by Category

For the period 01/01/2011 through 12/31/2011

Printed on Mar. 29, 2012



| Cause of Fire Category | Total |
|---|--------------|
| Electronic Devices | 14 |
| Percentage of Fire Investigations Conducted | .3% |
| Not Ascertained | 14 |
| Percentage of Fire Investigations Conducted | .3% |
| Under Investigation | 4 |
| Percentage of Fire Investigations Conducted | .09% |
| Fire Cases Received: | 5995 |
| Preliminary Investigation Only: | 1306 |
| Total Fire Investigations: | 4689 |

Bureau Of Fire Investigation

Investigative Management and Reporting System

Summary of Fire Causes

For the period 01/01/2011 through 12/31/2011

Printed on Mar. 29, 2012



Fire Category: Appliance

| Cause of Fire | Count |
|-----------------------------|------------|
| Clothes Dryer - Natural Gas | 48 |
| Other Appliance | 36 |
| Stove - Natural Gas | 28 |
| Clothes Dryer | 17 |
| Clothes Dryer - Electric | 12 |
| Refrigeration Compressor | 5 |
| Microwave | 4 |
| Stove - Wood | 2 |
| Washer/Dryer Combo | 2 |
| Coffee Pot | 1 |
| Appliance Total: | 155 |

Fire Category: Cooking Carelessness

| Cause of Fire | Count |
|--|------------|
| Stove/Cooking - Stove | 164 |
| Food on the Stove | 58 |
| Stove/Cooking - Other | 41 |
| Stove/Cooking - Fryer | 12 |
| Stove/Cooking - Electric | 11 |
| Cooking Fire Extending to Clothing or Combustibles | 11 |
| Barbecue - Wood/Charcoal | 10 |
| Rangehood Fire - Ductwork | 8 |
| Stove/Cooking - Toaster Oven | 2 |
| Barbecue - Propane | 1 |
| Cooking Carelessness Total: | 318 |

Fire Category: Electrical

| Cause of Fire | Count |
|--------------------|-------|
| Electrical Wiring | 522 |
| Extension Cord | 118 |
| Other - Electrical | 58 |
| Appliance Cord | 37 |
| Vehicle Wiring | 34 |
| Power Strip | 25 |

March 29, 2012

Bureau Of Fire Investigation

Investigative Management and Reporting System

Summary of Fire Causes

For the period 01/01/2011 through 12/31/2011

Printed on Mar. 29, 2012



Fire Category: Electrical

| Cause of Fire | Count |
|----------------------------|------------|
| Hard Wire Outlet | 21 |
| Feeder Cable | 19 |
| Lighting Fixture | 19 |
| Service | 13 |
| Fuse/Circuit Breaker Panel | 10 |
| Transformer | 9 |
| Holiday Lighting | 2 |
| Surge Suppressor | 2 |
| Ballast | 1 |
| Arc Welding | 1 |
| Electrical Total: | 891 |

Fire Category: Electronic Devices

| Cause of Fire | Count |
|----------------------------------|-----------|
| Radio/Stereo | 6 |
| TV | 4 |
| Computer Component(s) | 2 |
| Other Audio Visual Equipment | 2 |
| Electronic Devices Total: | 14 |

Fire Category: Heaters

| Cause of Fire | Count |
|-------------------------------|-----------|
| Portable Heater - Electric | 12 |
| Permanent Heater - Oil | 11 |
| Permanent Heater - Gas | 10 |
| Portable Heater | 7 |
| Permanent Heater | 6 |
| Permanent Heater - Electric | 5 |
| Heaters - Other | 2 |
| Portable Heater - Natural Gas | 1 |
| Heaters Total: | 54 |

Fire Category: Hot Objects

March 29, 2012

Bureau Of Fire Investigation

Investigative Management and Reporting System

Summary of Fire Causes

For the period 01/01/2011 through 12/31/2011

Printed on Mar. 29, 2012



Fire Category: Hot Objects

| Cause of Fire | Count |
|---|------------|
| Other - Hot Objects | 56 |
| Heat from Light Bulb | 29 |
| Heat or Sparks from Friction | 22 |
| Incense | 19 |
| Heat From Molten Metal / Slag | 16 |
| Chimney/Flues | 14 |
| Hot Embers | 6 |
| Heat from an Iron | 6 |
| Permanent Heater - Steam Radiator (Pyrolysis) | 6 |
| Brands | 1 |
| Hot Objects Total: | 175 |

Fire Category: Ignitable

| Cause of Fire | Count |
|--|-----------|
| Ignitable Liquids/Gases - Gasoline | 11 |
| Ignitable Liquid-Polyurethane/Varnish/PaintThinner | 10 |
| Other - Ignitable Liquid/Gas | 8 |
| Ignitable Liquids/Gases - Natural Gas | 7 |
| Other - Gas | 5 |
| Ignitable Liquids/Gases - Propane | 5 |
| Other - Liquid | 3 |
| Ignitable Liquids/Gases - Lighter Fluid | 3 |
| Ignitable Liquids/Gases - Fuel Oil | 3 |
| Ignitable Liquids/Gases - Pesticide Fogger | 2 |
| Ignitable Total: | 57 |

Fire Category: Incendiary

| Cause of Fire | Count |
|-------------------------------------|-------|
| Incendiary - Combustible Material | 1168 |
| Incendiary | 709 |
| Incendiary - Ignitable Liquid | 185 |
| Incendiary - Torch - Illegal Use of | 19 |
| Incendiary - Fireworks | 8 |
| Incendiary - Attempted Arson | 4 |

March 29, 2012

Bureau Of Fire Investigation

Investigative Management and Reporting System

Summary of Fire Causes

For the period 01/01/2011 through 12/31/2011

Printed on Mar. 29, 2012



Fire Category: Incendiary

| Cause of Fire | Count |
|---|-------------|
| Incendiary - Combustible Gas | 3 |
| Incendiary - Reckless Use of Open Flame | 3 |
| Incendiary - Self Immolation | 2 |
| Incendiary - Suicide | 1 |
| Incendiary - Attempted Suicide | 1 |
| Incendiary Total: | 2103 |

Fire Category: Motors

| Cause of Fire | Count |
|-----------------------------------|-----------|
| Other Motor | 18 |
| Motors - Fossil Fuel Powered | 17 |
| Motors - Fan | 8 |
| Motors - Compressors | 5 |
| Motors - Elevator | 4 |
| Motors - Alternative Fuel Powered | 1 |
| Motors Total: | 53 |

Fire Category: Natural Sources

| Cause of Fire | Count |
|-------------------------------|-----------|
| Spontaneous Combustion | 27 |
| Lightning | 3 |
| Natural Sources | 2 |
| Solar Rays | 1 |
| Natural Sources Total: | 33 |

Fire Category: Open Flame

| Cause of Fire | Count |
|---------------------------------|-------|
| Candle | 144 |
| Child Playing w/Matches/Lighter | 38 |
| Other - Open Flame | 36 |
| Torch - Legal Use of | 35 |
| Matches/Lighter | 18 |

March 29, 2012

Bureau Of Fire Investigation

Investigative Management and Reporting System

Summary of Fire Causes

For the period 01/01/2011 through 12/31/2011

Printed on Mar. 29, 2012



Fire Category: Open Flame

| Cause of Fire | Count |
|-----------------------------------|------------|
| Fireplace | 8 |
| Child Playing w/ Other Open Flame | 5 |
| Aerosol Can | 4 |
| Open Flame Total: | 288 |

Fire Category: Smoking

| Cause of Fire | Count |
|---------------------------|------------|
| Smoking (Cigarette/Cigar) | 501 |
| Smoking Total: | 501 |

Fire Category: Other

| Cause of Fire | Count |
|------------------------------|-----------|
| Exothermic Chemical Reaction | 15 |
| Not Ascertained | 14 |
| Other | 13 |
| Under Investigation | 4 |
| Rekindle | 1 |
| Other Total: | 47 |

Grand Total: 4689

Bureau of Fire Investigation

Investigative Management and Reporting System



2011

Annual Report

on

Incendiary Fires



Veritas ex Cineribus

Bureau Of Fire Investigation

Investigative Management and Reporting System

Summary of Incendiary Fires by Borough

For the period 01/01/2011 through 12/31/2011

Printed on Mar. 29, 2012



| Borough | Occupied Building | Vacant Building | SubTotal Structural | Auto and Transit | Other | Total Incendiary Fires |
|----------------------|--------------------------|------------------------|----------------------------|-------------------------|--------------|-------------------------------|
| Bronx | 431 | 9 | 440 | 144 | 13 | 597 |
| Brooklyn | 447 | 14 | 461 | 205 | 56 | 722 |
| Manhattan | 240 | 0 | 240 | 28 | 16 | 284 |
| Queens | 141 | 16 | 157 | 208 | 34 | 399 |
| Staten Island | 47 | 2 | 49 | 24 | 28 | 101 |
| Totals: | 1306 | 41 | 1347 | 609 | 147 | 2103 |

Bureau Of Fire Investigation

Investigative Management and Reporting System

Summary of Incendiary Fires by Borough and Community Board

For the period 01/01/2011 through 12/31/2011

Printed on Mar. 29, 2012



| Borough | Occupied Building | Vacant Building | SubTotal Structural | Auto and Transit | Other | Total Incendiary Fires |
|------------------------|-------------------|-----------------|---------------------|------------------|-----------|------------------------|
| Bronx | | | | | | |
| CB | | | | | | |
| 01 | 92 | 0 | 92 | 9 | 1 | 102 |
| 02 | 20 | 0 | 20 | 14 | 1 | 35 |
| 03 | 57 | 0 | 57 | 8 | 0 | 65 |
| 04 | 30 | 2 | 32 | 11 | 0 | 43 |
| 05 | 50 | 1 | 51 | 12 | 1 | 64 |
| 06 | 40 | 1 | 41 | 17 | 5 | 63 |
| 07 | 25 | 1 | 26 | 8 | 1 | 35 |
| 08 | 14 | 0 | 14 | 2 | 0 | 16 |
| 09 | 42 | 0 | 42 | 16 | 1 | 59 |
| 10 | 18 | 0 | 18 | 13 | 2 | 33 |
| 11 | 17 | 0 | 17 | 13 | 0 | 30 |
| 12 | 26 | 4 | 30 | 20 | 1 | 51 |
| 17 | 0 | 0 | 0 | 1 | 0 | 1 |
| Bronx CB Totals | 431 | 9 | 440 | 144 | 13 | 597 |

Bureau Of Fire Investigation

Investigative Management and Reporting System

Summary of Incendiary Fires by Borough and Community Board

For the period 01/01/2011 through 12/31/2011

Printed on Mar. 29, 2012



| Borough | Occupied Building | Vacant Building | SubTotal Structural | Auto and Transit | Other | Total Incendiary Fires |
|-----------------------|-------------------|-----------------|---------------------|------------------|-------|------------------------|
| Brooklyn | | | | | | |
| CB | | | | | | |
| 01 | 38 | 0 | 38 | 13 | 4 | 55 |
| 02 | 38 | 0 | 38 | 8 | 1 | 47 |
| 03 | 61 | 4 | 65 | 13 | 5 | 83 |
| 04 | 12 | 0 | 12 | 12 | 0 | 24 |
| 05 | 45 | 2 | 47 | 24 | 7 | 78 |
| 06 | 21 | 0 | 21 | 8 | 4 | 33 |
| 07 | 7 | 1 | 8 | 11 | 2 | 21 |
| 08 | 17 | 0 | 17 | 4 | 0 | 21 |
| 09 | 13 | 2 | 15 | 5 | 3 | 23 |
| 10 | 10 | 0 | 10 | 8 | 6 | 24 |
| 11 | 7 | 0 | 7 | 10 | 1 | 18 |
| 12 | 13 | 0 | 13 | 8 | 3 | 24 |
| 13 | 52 | 1 | 53 | 10 | 4 | 67 |
| 14 | 18 | 0 | 18 | 9 | 5 | 32 |
| 15 | 7 | 1 | 8 | 12 | 4 | 24 |
| 16 | 40 | 1 | 41 | 10 | 2 | 53 |
| 17 | 29 | 2 | 31 | 14 | 2 | 47 |
| 18 | 19 | 0 | 19 | 26 | 3 | 48 |
| Brooklyn CB Totals | 447 | 14 | 461 | 205 | 56 | 722 |

Bureau Of Fire Investigation

Investigative Management and Reporting System

Summary of Incendiary Fires by Borough and Community Board

For the period 01/01/2011 through 12/31/2011

Printed on Mar. 29, 2012



| Borough | Occupied Building | Vacant Building | SubTotal Structural | Auto and Transit | Other | Total Incendiary Fires |
|----------------------------|-------------------|-----------------|---------------------|------------------|-------|------------------------|
| Manhattan | | | | | | |
| CB | | | | | | |
| 01 | 2 | 0 | 2 | 3 | 1 | 6 |
| 02 | 6 | 0 | 6 | 0 | 5 | 11 |
| 03 | 42 | 0 | 42 | 1 | 4 | 47 |
| 04 | 10 | 0 | 10 | 1 | 1 | 12 |
| 05 | 6 | 0 | 6 | 1 | 1 | 8 |
| 06 | 7 | 0 | 7 | 0 | 0 | 7 |
| 07 | 19 | 0 | 19 | 2 | 1 | 22 |
| 08 | 9 | 0 | 9 | 4 | 1 | 14 |
| 09 | 24 | 0 | 24 | 2 | 1 | 27 |
| 10 | 44 | 0 | 44 | 5 | 1 | 50 |
| 11 | 56 | 0 | 56 | 4 | 0 | 60 |
| 12 | 15 | 0 | 15 | 5 | 0 | 20 |
| Manhattan CB Totals | 240 | 0 | 240 | 28 | 16 | 284 |

Bureau Of Fire Investigation

Investigative Management and Reporting System

Summary of Incendiary Fires by Borough and Community Board

For the period 01/01/2011 through 12/31/2011

Printed on Mar. 29, 2012



| Borough | Occupied Building | Vacant Building | SubTotal Structural | Auto and Transit | Other | Total Incendiary Fires |
|-----------------------------|-------------------|-----------------|---------------------|------------------|-------|------------------------|
| Queens | | | | | | |
| CB | | | | | | |
| 01 | 17 | 0 | 17 | 10 | 0 | 26 |
| 02 | 4 | 0 | 4 | 9 | 1 | 14 |
| 03 | 6 | 0 | 6 | 7 | 1 | 14 |
| 04 | 7 | 0 | 7 | 12 | 0 | 19 |
| 05 | 4 | 1 | 5 | 23 | 3 | 31 |
| 06 | 4 | 0 | 4 | 5 | 0 | 9 |
| 07 | 9 | 1 | 10 | 20 | 3 | 33 |
| 08 | 11 | 0 | 11 | 12 | 0 | 23 |
| 09 | 6 | 1 | 7 | 13 | 2 | 22 |
| 10 | 8 | 1 | 9 | 17 | 4 | 30 |
| 11 | 1 | 0 | 1 | 6 | 2 | 9 |
| 12 | 28 | 8 | 36 | 34 | 10 | 80 |
| 13 | 8 | 2 | 10 | 30 | 4 | 44 |
| 14 | 28 | 2 | 30 | 9 | 5 | 44 |
| 16 | 0 | 0 | 0 | 1 | 0 | 1 |
| Queens CB Totals | 141 | 16 | 157 | 208 | 34 | 399 |

Bureau Of Fire Investigation

Investigative Management and Reporting System

Summary of Incendiary Fires by Borough and Community Board

For the period 01/01/2011 through 12/31/2011

Printed on Mar. 29, 2012



| Borough | Occupied Building | Vacant Building | SubTotal Structural | Auto and Transit | Other | Total Incendiary Fires |
|----------------------|-------------------|-----------------|---------------------|------------------|-------|------------------------|
| Staten Island | | | | | | |
| CB | | | | | | |
| 01 | 34 | 2 | 36 | 8 | 10 | 54 |
| 02 | 7 | 0 | 7 | 8 | 11 | 26 |
| 03 | 6 | 0 | 6 | 8 | 7 | 21 |
| Staten Island | | | | | | |
| CB Totals | 47 | 2 | 49 | 24 | 28 | 101 |
| <hr/> | | | | | | |
| Grand Total | | | | | | |
| All Boroughs | 1306 | 41 | 1347 | 609 | 147 | 2103 |

Bureau of Fire Investigation

Investigative Management and Reporting System



2011

Annual Report

on

Accidental Fires



Veritas ex Cineribus

Bureau Of Fire Investigation

Investigative Management and Reporting System

Summary of Accidental Fires by Borough

For the period 01/01/2011 through 12/31/2011

Printed on Mar. 29, 2012



| Borough | Occupied Building | Vacant Building | SubTotal Structural | Auto and Transit | Other | Total Accidental Fires |
|---------------|-------------------|-----------------|---------------------|------------------|-------|------------------------|
| Bronx | 425 | 1 | 426 | 21 | 12 | 459 |
| Brooklyn | 788 | 11 | 799 | 33 | 42 | 874 |
| Manhattan | 495 | 4 | 499 | 14 | 26 | 539 |
| Queens | 489 | 3 | 492 | 31 | 31 | 554 |
| Staten Island | 124 | 0 | 124 | 6 | 13 | 143 |
| Totals: | 2321 | 19 | 2340 | 105 | 124 | 2569 |

Bureau Of Fire Investigation

Investigative Management and Reporting System

Summary of Accidental Fires by Borough and Community Board

For the period 01/01/2011 through 12/31/2011

Printed on Mar. 29, 2012



| Borough | Occupied Building | Vacant Building | SubTotal Structural | Auto and Transit | Other | Total Accidental Fires |
|----------------------------|-------------------|-----------------|---------------------|------------------|-------|------------------------|
| Bronx | | | | | | |
| CB | | | | | | |
| 01 | 28 | 0 | 28 | 2 | 0 | 30 |
| 02 | 15 | 0 | 15 | 1 | 0 | 16 |
| 03 | 44 | 0 | 44 | 1 | 3 | 48 |
| 04 | 42 | 0 | 42 | 1 | 1 | 44 |
| 05 | 51 | 0 | 51 | 0 | 0 | 51 |
| 06 | 38 | 1 | 39 | 1 | 0 | 40 |
| 07 | 50 | 0 | 50 | 1 | 1 | 52 |
| 08 | 28 | 0 | 28 | 1 | 0 | 29 |
| 09 | 40 | 0 | 40 | 6 | 1 | 47 |
| 10 | 21 | 0 | 21 | 1 | 2 | 24 |
| 11 | 33 | 0 | 33 | 4 | 3 | 40 |
| 12 | 35 | 0 | 35 | 2 | 1 | 38 |
| Bronx CB Totals | 425 | 1 | 426 | 21 | 12 | 459 |

Bureau Of Fire Investigation

Investigative Management and Reporting System

Summary of Accidental Fires by Borough and Community Board

For the period 01/01/2011 through 12/31/2011

Printed on Mar. 29, 2012



| Borough | Occupied Building | Vacant Building | SubTotal Structural | Auto and Transit | Other | Total Accidental Fires |
|---------------------------|-------------------|-----------------|---------------------|------------------|-----------|------------------------|
| Brooklyn | | | | | | |
| CB | | | | | | |
| 01 | 63 | 1 | 64 | 2 | 7 | 73 |
| 02 | 47 | 0 | 47 | 4 | 5 | 56 |
| 03 | 73 | 1 | 74 | 3 | 2 | 79 |
| 04 | 36 | 1 | 37 | 1 | 2 | 40 |
| 05 | 69 | 1 | 70 | 1 | 3 | 74 |
| 06 | 25 | 0 | 25 | 1 | 0 | 26 |
| 07 | 25 | 1 | 26 | 2 | 3 | 31 |
| 08 | 42 | 0 | 42 | 0 | 0 | 42 |
| 09 | 44 | 0 | 44 | 2 | 1 | 47 |
| 10 | 26 | 0 | 26 | 1 | 2 | 29 |
| 11 | 35 | 0 | 35 | 3 | 2 | 40 |
| 12 | 37 | 1 | 38 | 1 | 0 | 39 |
| 13 | 35 | 2 | 37 | 2 | 3 | 42 |
| 14 | 42 | 0 | 42 | 1 | 2 | 45 |
| 15 | 32 | 0 | 32 | 2 | 2 | 36 |
| 16 | 37 | 1 | 38 | 2 | 3 | 43 |
| 17 | 61 | 1 | 62 | 0 | 0 | 62 |
| 18 | 59 | 1 | 60 | 5 | 5 | 70 |
| Brooklyn CB Totals | 788 | 11 | 799 | 33 | 42 | 874 |

Bureau Of Fire Investigation

Investigative Management and Reporting System

Summary of Accidental Fires by Borough and Community Board

For the period 01/01/2011 through 12/31/2011

Printed on Mar. 29, 2012



| Borough | Occupied Building | Vacant Building | SubTotal Structural | Auto and Transit | Other | Total Accidental Fires |
|------------------|-------------------|-----------------|---------------------|------------------|-------|------------------------|
| Manhattan | | | | | | |
| CB | | | | | | |
| 01 | 26 | 2 | 28 | 4 | 7 | 39 |
| 02 | 38 | 1 | 39 | 1 | 2 | 42 |
| 03 | 43 | 0 | 43 | 1 | 0 | 44 |
| 04 | 34 | 0 | 34 | 0 | 4 | 38 |
| 05 | 60 | 0 | 60 | 5 | 4 | 69 |
| 06 | 49 | 1 | 50 | 0 | 3 | 53 |
| 07 | 34 | 0 | 34 | 1 | 0 | 35 |
| 08 | 51 | 0 | 51 | 0 | 4 | 55 |
| 09 | 24 | 0 | 24 | 0 | 0 | 24 |
| 10 | 45 | 0 | 45 | 0 | 0 | 45 |
| 11 | 49 | 0 | 49 | 2 | 2 | 53 |
| 12 | 41 | 0 | 41 | 0 | 0 | 41 |
| 13 | 1 | 0 | 1 | 0 | 0 | 1 |
| 14 | 0 | 0 | 0 | 0 | 0 | 0 |
| Manhattan | | | | | | |
| CB Totals | 495 | 4 | 499 | 14 | 26 | 539 |

Bureau Of Fire Investigation

Investigative Management and Reporting System

Summary of Accidental Fires by Borough and Community Board

For the period 01/01/2011 through 12/31/2011

Printed on Mar. 29, 2012



| Borough | Occupied Building | Vacant Building | SubTotal Structural | Auto and Transit | Other | Total Accidental Fires |
|-------------------------|-------------------|-----------------|---------------------|------------------|-----------|------------------------|
| Queens | | | | | | |
| CB | | | | | | |
| 01 | 51 | 0 | 51 | 1 | 5 | 57 |
| 02 | 23 | 0 | 23 | 6 | 1 | 30 |
| 03 | 21 | 0 | 21 | 1 | 2 | 24 |
| 04 | 25 | 0 | 25 | 0 | 1 | 26 |
| 05 | 29 | 0 | 29 | 4 | 0 | 33 |
| 06 | 17 | 0 | 17 | 0 | 1 | 18 |
| 07 | 40 | 0 | 40 | 1 | 4 | 45 |
| 08 | 43 | 0 | 43 | 1 | 2 | 46 |
| 09 | 46 | 0 | 46 | 2 | 2 | 50 |
| 10 | 33 | 1 | 34 | 4 | 3 | 41 |
| 11 | 15 | 0 | 15 | 0 | 1 | 16 |
| 12 | 75 | 0 | 75 | 5 | 2 | 82 |
| 13 | 51 | 1 | 52 | 5 | 4 | 61 |
| 14 | 20 | 1 | 21 | 0 | 3 | 24 |
| 16 | 0 | 0 | 0 | 1 | 0 | 1 |
| 17 | 0 | 0 | 0 | 0 | 0 | 0 |
| Queens CB Totals | 489 | 3 | 492 | 31 | 31 | 554 |

Bureau Of Fire Investigation

Investigative Management and Reporting System

Summary of Accidental Fires by Borough and Community Board

For the period 01/01/2011 through 12/31/2011

Printed on Mar. 29, 2012



| Borough | Occupied Building | Vacant Building | SubTotal Structural | Auto and Transit | Other | Total Accidental Fires |
|---------------------------------|--------------------------|------------------------|----------------------------|-------------------------|--------------|-------------------------------|
| Staten Island | | | | | | |
| CB | | | | | | |
| 01 | 64 | 0 | 64 | 2 | 5 | 71 |
| 02 | 39 | 0 | 39 | 2 | 6 | 47 |
| 03 | 21 | 0 | 21 | 2 | 2 | 25 |
| Staten Island CB Totals | 124 | 0 | 124 | 6 | 13 | 143 |
| <hr/> | | | | | | |
| Grand Total All Boroughs | 2321 | 19 | 2340 | 105 | 124 | 2569 |

Bureau of Fire Investigation

Investigative Management and Reporting System



2011

Annual Report

on

Civilian Fire Fatalities



Veritas ex Cineribus

**Bureau of Fire Investigation
Investigative Management and Reporting System
FIRE FATALITIES
Period: January 1, 2011 - December 31, 2011**



The Bureau of Fire Investigation (BFI) investigates all fires where a civilian injury is reported or a 10-45 code is transmitted. A “BFI 10-45 Report” is completed for every injury or fatality. The information from this report is then entered into a database similar to the NYFIRS program. The program automatically updates with each entry.

All fire deaths are counted in the month and year in which the death occurs, **not** the month or year in which the fire occurred. If a fire takes place in March and the victim dies in June, the death is recorded in June. If a fire takes place in November and the victim dies the following year in January, the death is recorded in January of the New Year.

When a fire victim dies, the Medical Examiner’s Office requires a Fire Marshal’s report in order to determine the manner of death (accidental, suicide, homicide, other).

In some cases the Medical Examiner will determine that the victim actually died prior to the fire. In that case the victim will **not** be counted as a fire death. Some examples of this are:

A murder victim is set on fire in an attempt to cover-up the crime—**not a fire death**.

A victim goes into cardiac arrest while cooking food on the stove that causes a fire—**not a fire death**.

A victim of an automobile accident where the car bursts into flames—Medical Examiner determines trauma, **not a fire death**.

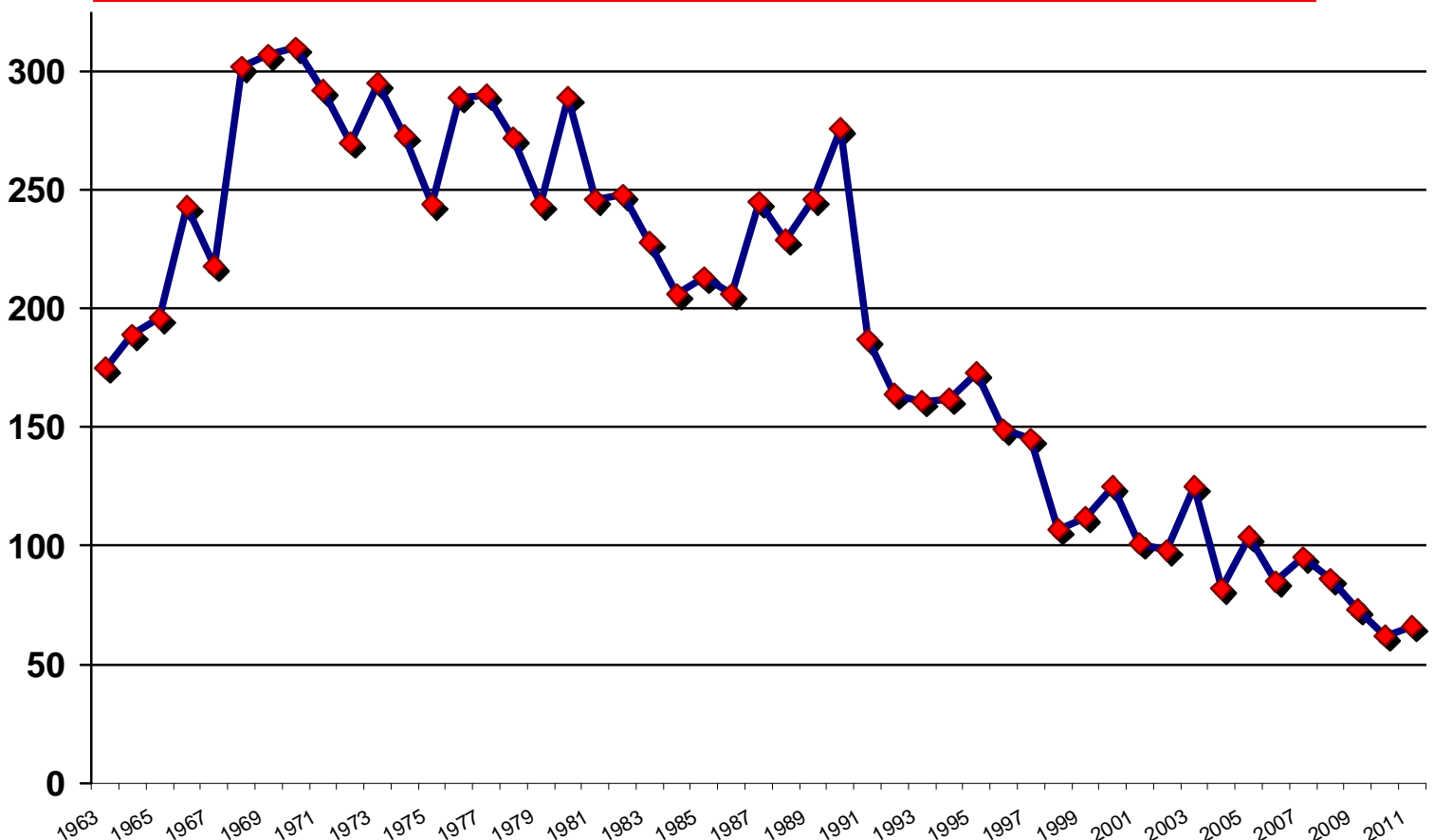
There are also many cases in which a fire death is initially deemed a 10-37 (minor injury), and it is only after the Medical Examiner’s Office contacts the Bureau of Fire Investigation for the Fire Marshals report that the victim is determined to be a fire death. This occasionally happens when:

A person suffering from smoke inhalation or burns leaves the fire scene before the arrival of medical/fire personnel and then dies elsewhere—**fire death**.

A person who may live alone and dies as a result of a fire confined to him or herself. The deceased victim is found sometime later by a friend or relative. The call generates a CFR-D or ambulance response—**fire death**.

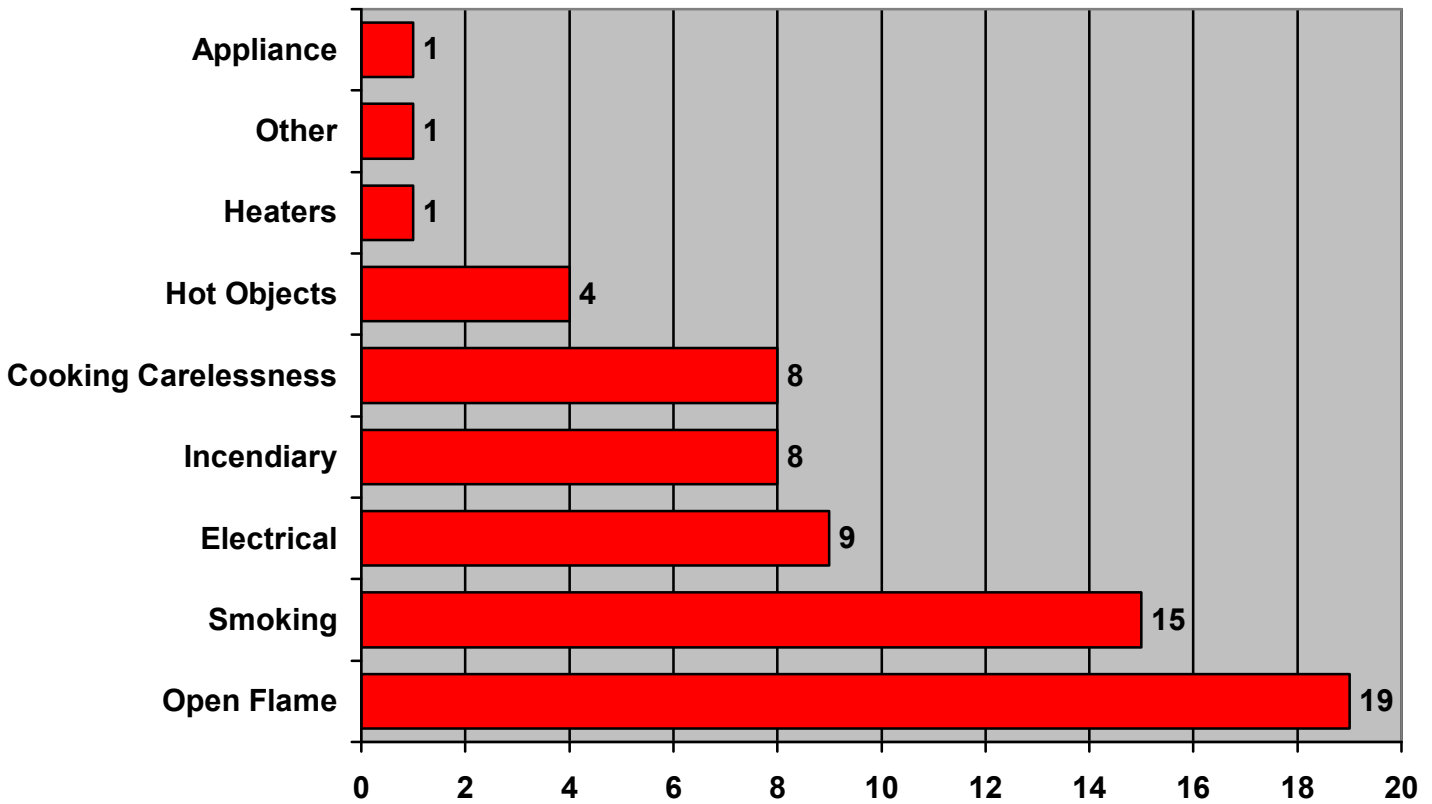
In these times of modern medicine, forensic science and advanced technology, we are confident that all fire deaths are being recorded as such and counted accurately.

2011 shows continued historic lows with 66 Civilian Fire Deaths in New York City



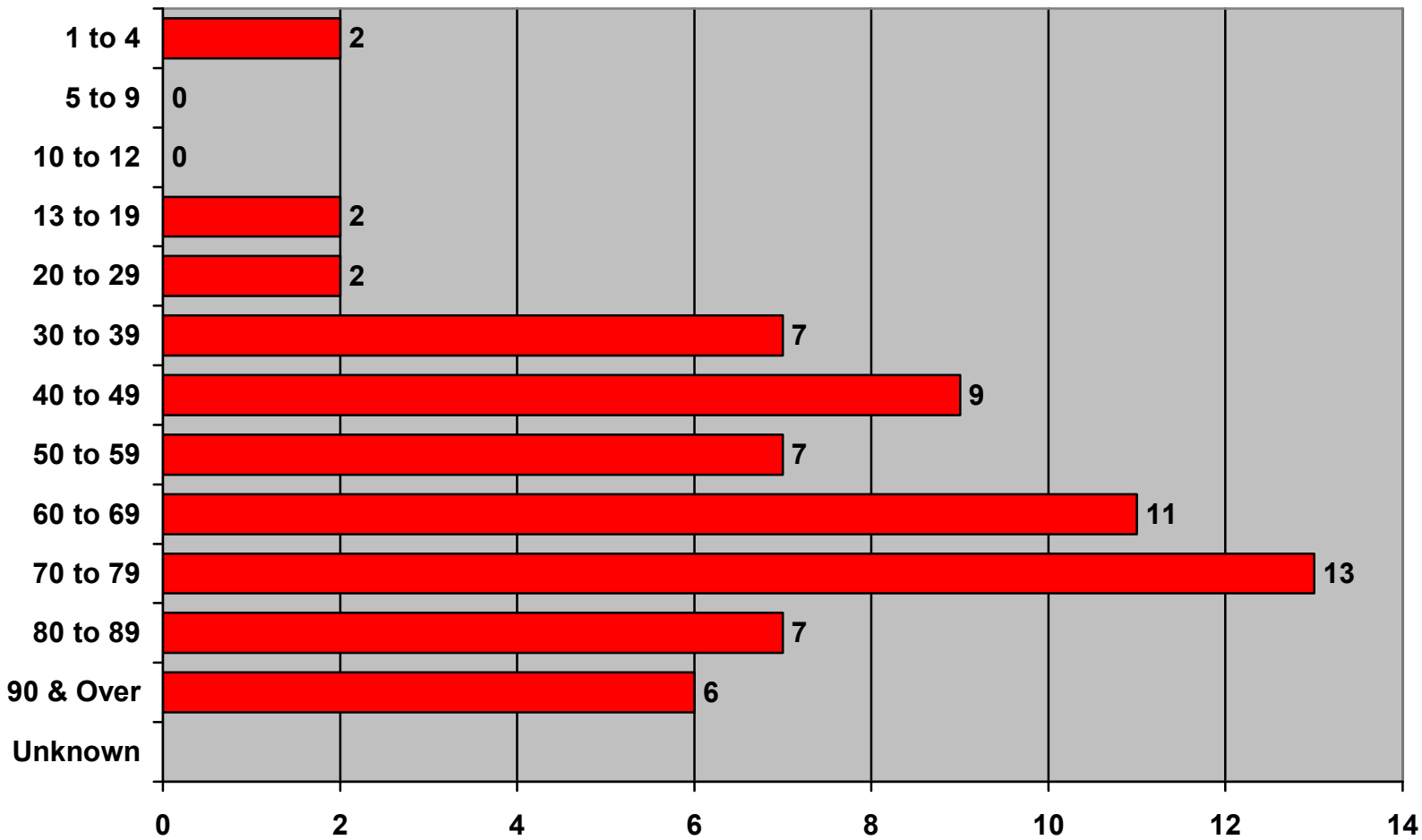


SUMMARY OF FATALITIES, FIRE CAUSES

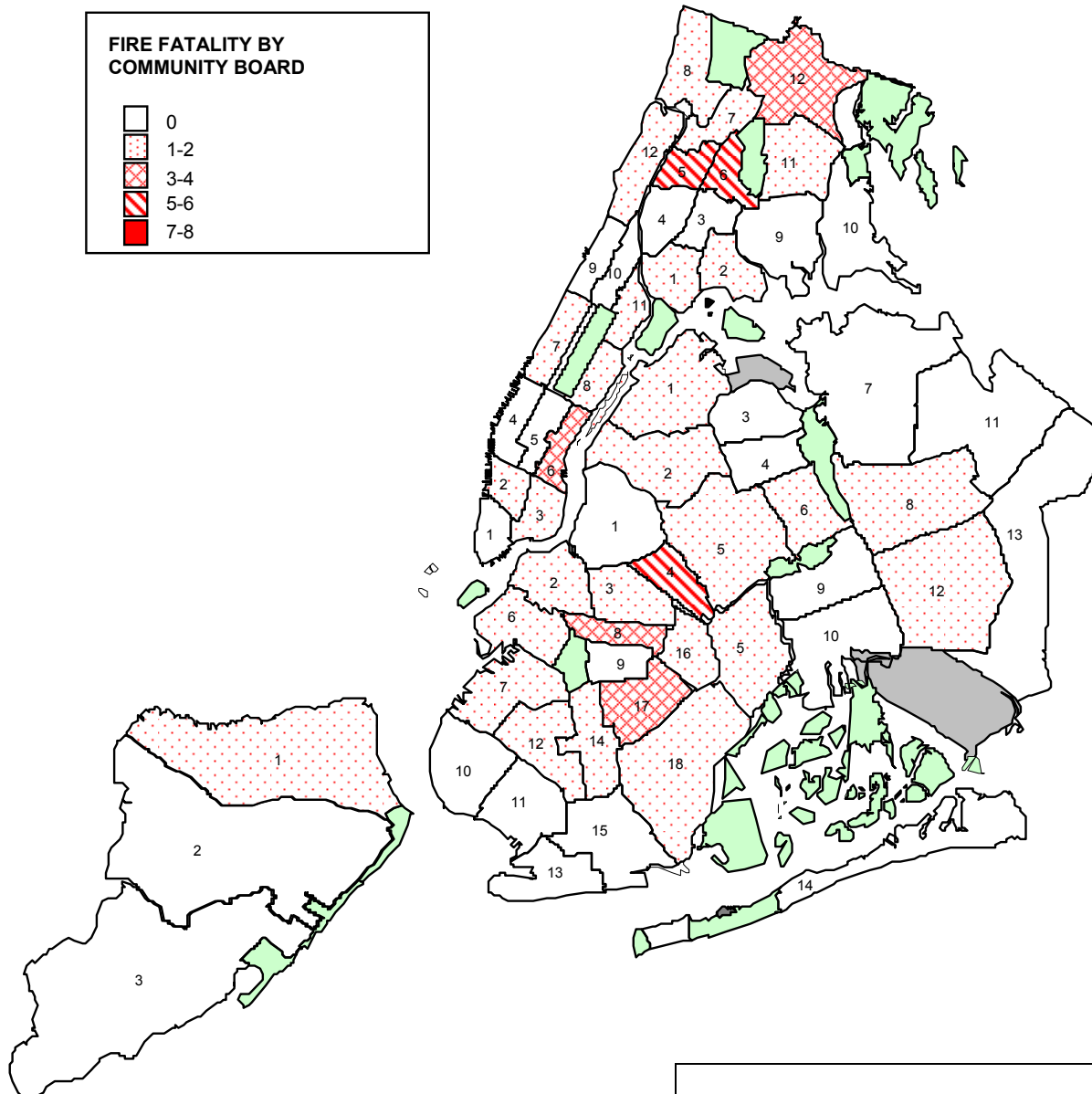
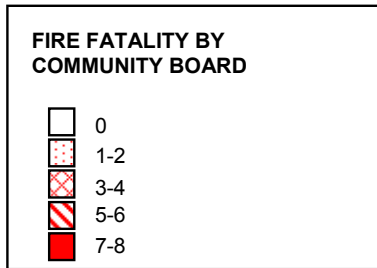




SUMMARY OF FATALITIES BY AGE



Bureau of Fire Investigation
Investigative Management and Reporting System
FATALITIES BY COMMUNITY BOARD AND BOROUGH
 Period: January 1, 2011 – December 31, 2011



FIRE FATALITIES BY BOROUGH

| | |
|------------------------|-----------|
| Bronx: | 19 |
| Brooklyn: | 24 |
| Manhattan: | 12 |
| Queens: | 10 |
| Staten Island : | 1 |
| Citywide Total: | 66 |

Bureau Of Fire Investigation

Investigative Management and Reporting System

Annual Comparison of Fire Fatalities by Borough

For the period 01/01/2006 through 12/31/2011

Printed on Feb. 1, 2012



| Borough | Calendar Year | | | | | |
|---------------|---------------|-----------|-----------|-----------|-----------|-----------|
| | 2006 | 2007 | 2008 | 2009 | 2010 | 2011 |
| Bronx | 11 | 25 | 5 | 10 | 8 | 19 |
| Brooklyn | 30 | 31 | 31 | 18 | 22 | 24 |
| Manhattan | 14 | 21 | 20 | 15 | 9 | 12 |
| Queens | 22 | 15 | 24 | 23 | 14 | 10 |
| Staten Island | 8 | 3 | 6 | 7 | 9 | 1 |
| Totals | 85 | 95 | 86 | 73 | 62 | 66 |

Bureau Of Fire Investigation

Investigative Management and Reporting System

Annual Comparison of Fire Fatalities by Cause

For the period 01/01/2006 through 12/31/2011



| Cause of Fire | Calendar Year | | | | | |
|---|---------------|------|------|------|------|------|
| | 2006 | 2007 | 2008 | 2009 | 2010 | 2011 |
| Appliance Cord | 1 | 3 | 1 | 1 | 1 | |
| Ballast | | | | 1 | | |
| Candle | 2 | 3 | 5 | 6 | 2 | 9 |
| Child Playing w/ Other Open Flame | | | | 1 | | |
| Child Playing w/Matches/Lighter | 5 | 2 | 11 | | 2 | 4 |
| Clothes Dryer - Electric | | 1 | | | | |
| Cooking Fire Extending to Clothing or Combustibles | 2 | 3 | 3 | 5 | 6 | 3 |
| Electrical Wiring | 3 | 12 | 5 | 7 | 6 | 6 |
| Extension Cord | 3 | 20 | 4 | 4 | 4 | 1 |
| Feeder Cable | | | 1 | | | |
| Heat from Light Bulb | 1 | | 1 | | 3 | |
| Heat or Sparks from Friction | 7 | | 1 | 2 | 1 | |
| Holiday Lighting | | 1 | | | | |
| Ignitable Liquid- Polyurethane/Varnish/PaintThinner | | | 2 | | | |
| Ignitable Liquids/Gases - Gasoline | 3 | 1 | 1 | 1 | 1 | |
| Ignitable Liquids/Gases - Natural Gas | | 2 | 1 | 1 | | |
| Ignitable Liquids/Gases - Propane | | | | | 1 | |
| Incendiary | 1 | | 4 | | 2 | |

Bureau Of Fire Investigation

Investigative Management and Reporting System

Annual Comparison of Fire Fatalities by Cause

For the period 01/01/2006 through 12/31/2011



| Cause of Fire | Calendar Year | | | | | |
|---|---------------|------|------|------|------|------|
| | 2006 | 2007 | 2008 | 2009 | 2010 | 2011 |
| Incendiary - Combustible Material | 3 | 4 | | 1 | 5 | 1 |
| Incendiary - Ignitable Liquid | 6 | 3 | 3 | 3 | 5 | 5 |
| Incendiary - Reckless Use of Open Flame | | | | | 1 | |
| Incendiary - Self Immolation | | 2 | | | | 1 |
| Incendiary - Suicide | 4 | 1 | | 7 | 1 | 1 |
| Incense | | | | 3 | | 1 |
| Lighting Fixture | 3 | | | | | |
| Matches/Lighter | 2 | 3 | 4 | 2 | 1 | 1 |
| Not Ascertained | 4 | | 2 | 3 | | 1 |
| Other | 4 | | | | | |
| Other - Electrical | 2 | 1 | 3 | 1 | | 1 |
| Other - Hot Objects | 1 | 1 | 1 | | 1 | 3 |
| Other - Ignitable Liquid/Gas | 1 | 1 | 1 | | | |
| Other - Liquid | 2 | | 2 | | | |
| Other - Open Flame | 1 | 1 | | 1 | 2 | 5 |
| Other Appliance | | 1 | | | 1 | 1 |
| Permanent Heater - Electric | | | | | 1 | |
| Permanent Heater - Gas | | | | 4 | 1 | |

Bureau Of Fire Investigation

Investigative Management and Reporting System

Annual Comparison of Fire Fatalities by Cause

For the period 01/01/2006 through 12/31/2011



| Cause of Fire | Calendar Year | | | | | |
|-------------------------------|---------------|-----------|-----------|-----------|-----------|-----------|
| | 2006 | 2007 | 2008 | 2009 | 2010 | 2011 |
| Portable Heater - Electric | 1 | 2 | | 3 | | 1 |
| Power Strip | 1 | | | 2 | | 1 |
| Radio/Stereo | | 1 | | | 1 | |
| Smoking (Cigarette/Cigar) | 14 | 20 | 23 | 13 | 11 | 15 |
| Stove/Cooking - Electric | | 1 | | 1 | | |
| Stove/Cooking - Other | | | 1 | | | 1 |
| Stove/Cooking - Stove | 8 | 5 | 3 | | 1 | 3 |
| Stove/Cooking - Toaster Oven | | | | | | 1 |
| Torch - Legal Use of | | | 3 | | | |
| Vehicle Wiring | | | | | 1 | |
| Grand Total All Causes | 85 | 95 | 86 | 73 | 62 | 66 |

Bureau Of Fire Investigation

Investigative Management and Reporting System

Fire Fatalities by Category & Cause

For the period 01/01/2011 through 12/31/2011

Printed on Mar. 29, 2012



Fire Category: Appliance

| Cause of Fire | Count |
|-------------------------|----------|
| Other Appliance | 1 |
| Appliance Total: | 1 |

Fire Category: Cooking Carelessness

| Cause of Fire | Count |
|--|----------|
| Stove/Cooking - Stove | 3 |
| Cooking Fire Extending to Clothing or Combustibles | 3 |
| Stove/Cooking - Other | 1 |
| Stove/Cooking - Toaster Oven | 1 |
| Cooking Carelessness Total: | 8 |

Fire Category: Electrical

| Cause of Fire | Count |
|--------------------------|----------|
| Electrical Wiring | 6 |
| Power Strip | 1 |
| Other - Electrical | 1 |
| Extension Cord | 1 |
| Electrical Total: | 9 |

Fire Category: Heaters

| Cause of Fire | Count |
|----------------------------|----------|
| Portable Heater - Electric | 1 |
| Heaters Total: | 1 |

Fire Category: Hot Objects

| Cause of Fire | Count |
|---------------------------|----------|
| Other - Hot Objects | 3 |
| Incense | 1 |
| Hot Objects Total: | 4 |

Bureau Of Fire Investigation

Investigative Management and Reporting System

Fire Fatalities by Category & Cause

For the period 01/01/2011 through 12/31/2011

Printed on Mar. 29, 2012



Fire Category: Incendiary

| Cause of Fire | Count |
|-----------------------------------|----------|
| Incendiary - Ignitable Liquid | 5 |
| Incendiary - Suicide | 1 |
| Incendiary - Combustible Material | 1 |
| Incendiary - Self Immolation | 1 |
| Incendiary Total: | 8 |

Fire Category: Open Flame

| Cause of Fire | Count |
|---------------------------------|-----------|
| Candle | 9 |
| Other - Open Flame | 5 |
| Child Playing w/Matches/Lighter | 4 |
| Matches/Lighter | 1 |
| Open Flame Total: | 19 |

Fire Category: Other

| Cause of Fire | Count |
|---------------------|----------|
| Not Ascertained | 1 |
| Other Total: | 1 |

Fire Category: Smoking

| Cause of Fire | Count |
|---------------------------|-----------|
| Smoking (Cigarette/Cigar) | 15 |
| Smoking Total: | 15 |

Grand Total: 66

Bureau Of Fire Investigation

Investigative Management and Reporting System

Fire Fatalities by CB and Borough

For the period 01/01/2011 through 12/31/2011

Printed on Mar. 29, 2012



| CB | Bronx | Brooklyn | Manhattan | Queens | Staten Island |
|-------------------|-----------|-----------|-----------|-----------|---------------|
| 01 | 1 | 0 | 0 | 2 | 1 |
| 02 | 1 | 1 | 1 | 2 | 0 |
| 03 | 0 | 1 | 2 | 0 | 0 |
| 04 | 0 | 6 | 0 | 0 | |
| 05 | 5 | 2 | 0 | 1 | |
| 06 | 5 | 1 | 3 | 2 | |
| 07 | 1 | 1 | 2 | 0 | |
| 08 | 2 | 3 | 2 | 1 | |
| 09 | 0 | 0 | 0 | 0 | |
| 10 | 0 | 0 | 0 | 0 | |
| 11 | 1 | 0 | 1 | 0 | |
| 12 | 3 | 2 | 1 | 2 | |
| 13 | | 0 | | 0 | |
| 14 | | 1 | | 0 | |
| 15 | | 0 | | | |
| 16 | | 2 | | | |
| 17 | | 3 | | | |
| 18 | | 1 | | | |
| Sum Total: | 19 | 24 | 12 | 10 | 1 |

Total Fire Fatalities: 66

Bureau Of Fire Investigation

Investigative Management and Reporting System

Monthly Fire Fatalities by Borough

For the period 01/01/2011 through 12/31/2011



Date of Report: 03/29/2012

For Calendar Year 2011

| | | Bronx | Brooklyn | Manhattan | Queens | Staten Island | Totals |
|------------------|------|-----------|-----------|-----------|-----------|---------------|-----------|
| January | 2011 | 0 | 0 | 3 | 3 | 1 | 7 |
| February | 2011 | 0 | 4 | 2 | 0 | 0 | 6 |
| March | 2011 | 4 | 6 | 1 | 1 | 0 | 12 |
| April | 2011 | 5 | 1 | 0 | 0 | 0 | 6 |
| May | 2011 | 0 | 5 | 0 | 1 | 0 | 6 |
| June | 2011 | 1 | 0 | 0 | 0 | 0 | 1 |
| July | 2011 | 2 | 1 | 3 | 2 | 0 | 8 |
| August | 2011 | 2 | 0 | 0 | 0 | 0 | 2 |
| September | 2011 | 2 | 1 | 1 | 2 | 0 | 6 |
| October | 2011 | 1 | 1 | 0 | 0 | 0 | 2 |
| November | 2011 | 1 | 2 | 1 | 1 | 0 | 5 |
| December | 2011 | 1 | 3 | 1 | 0 | 0 | 5 |
| Totals | | 19 | 24 | 12 | 10 | 1 | 66 |

Bureau Of Fire Investigation

Investigative Management and Reporting System



Fire Fatalities by Hour of Occurrence and Borough

For the period 01/01/2011 through 12/31/2011

Date of Report: 03/29/12

Page 1 of 1

For Calendar Year 2011

| Hours | Bronx | Brooklyn | Manhattan | Queens | Staten Island | Totals |
|---------------|-----------|-----------|-----------|-----------|---------------|-----------|
| 0000 - 0059 | 3 | 1 | 1 | 0 | 0 | 5 |
| 0100 - 0159 | 2 | 0 | 0 | 1 | 0 | 3 |
| 0200 - 0259 | 0 | 1 | 0 | 0 | 0 | 1 |
| 0300 - 0359 | 3 | 2 | 0 | 2 | 1 | 8 |
| 0400 - 0459 | 0 | 4 | 1 | 1 | 0 | 6 |
| 0500 - 0559 | 0 | 1 | 2 | 1 | 0 | 4 |
| 0600 - 0659 | 0 | 3 | 1 | 0 | 0 | 4 |
| 0700 - 0759 | 3 | 0 | 0 | 0 | 0 | 3 |
| 0800 - 0859 | 1 | 1 | 0 | 0 | 0 | 2 |
| 0900 - 0959 | 0 | 0 | 1 | 0 | 0 | 1 |
| 1000 - 1059 | 0 | 0 | 0 | 0 | 0 | 0 |
| 1100 - 1159 | 0 | 0 | 1 | 1 | 0 | 2 |
| 1200 - 1259 | 2 | 0 | 1 | 3 | 0 | 6 |
| 1300 - 1359 | 1 | 1 | 2 | 0 | 0 | 4 |
| 1400 - 1459 | 1 | 0 | 1 | 0 | 0 | 2 |
| 1500 - 1559 | 1 | 1 | 0 | 0 | 0 | 2 |
| 1600 - 1659 | 0 | 1 | 0 | 1 | 0 | 2 |
| 1700 - 1759 | 0 | 3 | 0 | 0 | 0 | 3 |
| 1800 - 1859 | 0 | 1 | 0 | 0 | 0 | 1 |
| 1900 - 1959 | 1 | 1 | 0 | 0 | 0 | 2 |
| 2000 - 2059 | 0 | 1 | 0 | 0 | 0 | 1 |
| 2100 - 2159 | 0 | 2 | 0 | 0 | 0 | 2 |
| 2200 - 2259 | 0 | 0 | 1 | 0 | 0 | 1 |
| 2300 - 2359 | 1 | 0 | 0 | 0 | 0 | 1 |
| Unknown | 0 | 0 | 0 | 0 | 0 | 0 |
| Totals | 19 | 24 | 12 | 10 | 1 | 66 |

Bureau Of Fire Investigation

Investigative Management and Reporting System

Fire Fatalities by Race/Ethnicity and Occupancy

For the period 01/01/2011 through 12/31/2011

Printed on Mar. 29, 2012



| Occupancy Type | White | Black | Asian | Hispanic | Unknown |
|-------------------------------|-----------|-----------|----------|-----------|----------|
| Commercial Structure | 0 | 0 | 0 | 1 | 0 |
| MD Residential Structure | 15 | 22 | 1 | 10 | 1 |
| Miscellaneous | 0 | 1 | 0 | 0 | 0 |
| PD Residential Structure | 3 | 5 | 2 | 4 | 0 |
| Possible Single Room Occ | 0 | 1 | 0 | 0 | 0 |
| Sub-Totals: | 18 | 29 | 3 | 15 | 1 |
| Total Fire Fatalities: | 66 | | | | |

Bureau Of Fire Investigation

Investigative Management and Reporting System



Fire Fatalities by Age and Gender

For the period 01/01/2011 through 12/31/2011

| Date of Report: Victim Age | 03/29/12 | Female | Male | Total |
|-------------------------------|----------|-----------|-----------|-----------|
| 01-04 | | 2 | 0 | 2 |
| 05-09 | | 0 | 0 | 0 |
| 10-12 | | 0 | 0 | 0 |
| 13-19 | | 1 | 1 | 2 |
| 20-29 | | 1 | 1 | 2 |
| 30-39 | | 2 | 5 | 7 |
| 40-49 | | 3 | 6 | 9 |
| 50-59 | | 3 | 4 | 7 |
| 60-69 | | 4 | 7 | 11 |
| 70-79 | | 5 | 8 | 13 |
| 80-89 | | 3 | 4 | 7 |
| 90-Over | | 4 | 2 | 6 |
| Unknown | | 0 | 0 | 0 |
| TOTALS | | 28 | 38 | 66 |

Bureau Of Fire Investigation

Investigative Management and Reporting System

Fire Fatalities Related to Vehicles

For the period 01/01/2011 through 12/31/2011

Printed on Mar. 29, 2012



Open Flame

| Cause of Fire | Vehicle Fires | Motor Vehicle Accidents |
|--------------------------|---------------|-------------------------|
| Candle | 1 | |
| Open Flame Total: | 1 | |
| <hr/> | | |
| Grand Total: | 1 | 0 |

Of the 1 Fire Fatalities related to vehicles, 0 were the result of Motor Vehicle Accidents.

Bureau Of Fire Investigation

Investigative Management and Reporting System

Smoke Detectors and Civilian Fire Fatalities

For the period 01/01/2007 through 12/31/2011



| | | |
|-------------------------------|---------------------------------|-----------|
| For Calendar Year 2011 | Smoke Detector Present: | 29 |
| | Working: | 17 |
| | Not Present: | 9 |
| | Not Applicable: | 1 |
| | Present Unknown if Operational: | 12 |
| | Unknown: | 15 |
| | Total: | 66 |

| | | |
|-------------------------------|---------------------------------|-----------|
| For Calendar Year 2010 | Smoke Detector Present: | 26 |
| | Working: | 15 |
| | Not Present: | 6 |
| | Not Applicable: | 6 |
| | Present Unknown if Operational: | 12 |
| | Unknown: | 12 |
| | Total: | 62 |

| | | |
|-------------------------------|---------------------------------|-----------|
| For Calendar Year 2009 | Smoke Detector Present: | 26 |
| | Working: | 17 |
| | Not Present: | 15 |
| | Not Applicable: | 5 |
| | Present Unknown if Operational: | 4 |
| | Unknown: | 23 |
| | Total: | 73 |

| | | |
|-------------------------------|---------------------------------|-----------|
| For Calendar Year 2008 | Smoke Detector Present: | 43 |
| | Working: | 23 |
| | Not Present: | 21 |
| | Not Applicable: | 6 |
| | Present Unknown if Operational: | 0 |
| | Unknown: | 16 |
| | Total: | 86 |

| | | |
|-------------------------------|---------------------------------|-----------|
| For Calendar Year 2007 | Smoke Detector Present: | 42 |
| | Working: | 26 |
| | Not Present: | 28 |
| | Not Applicable: | 5 |
| | Present Unknown if Operational: | 0 |
| | Unknown: | 20 |
| | Total: | 95 |

Bureau of Fire Investigation

Investigative Management and Reporting System



2011

Annual Report

on

Civilian Fire Injuries



Veritas ex Cineribus

Bureau Of Fire Investigation

Investigative Management and Reporting System

Annual Comparison of Fire Injuries by Borough

For the period 01/01/2006 through 12/31/2011

Printed on Mar. 29, 2012



| Borough | Calendar Year | | | | | |
|---------------|---------------|------------|------------|-------------|-------------|------------|
| | 2006 | 2007 | 2008 | 2009 | 2010 | 2011 |
| Bronx | 49 | 72 | 130 | 250 | 195 | 195 |
| Brooklyn | 98 | 134 | 193 | 296 | 313 | 325 |
| Manhattan | 46 | 80 | 141 | 220 | 189 | 209 |
| Queens | 51 | 68 | 127 | 260 | 244 | 203 |
| Staten Island | 21 | 13 | 18 | 48 | 59 | 57 |
| Totals | 265 | 367 | 609 | 1074 | 1000 | 989 |

Bureau Of Fire Investigation

Investigative Management and Reporting System

Annual Comparison of Fire Injuries by Cause

For the period 01/01/2006 through 12/31/2011



| Cause of Fire | Calendar Year | | | | | |
|--|---------------|------|------|------|------|------|
| | 2006 | 2007 | 2008 | 2009 | 2010 | 2011 |
| Aerosol Can | | 1 | | 4 | 1 | 3 |
| Albany Burn Notif. Unrelated to a Fire/Explosion | | | | | | 1 |
| Appliance Cord | 3 | 7 | 11 | 31 | 20 | 25 |
| Arc Welding | | 2 | 5 | | | |
| Ballast | | | | 2 | | |
| Barbecue - Propane | 1 | | 1 | 2 | 2 | 1 |
| Barbecue - Wood/Charcoal | | | 2 | 1 | 1 | 3 |
| Brands | | | | | | 2 |
| Candle | 25 | 50 | 57 | 83 | 79 | 80 |
| Carbon Monoxide Incident | 3 | | 2 | 3 | | |
| Child Playing w/ Other Open Flame | | 3 | 4 | 7 | 9 | 9 |
| Child Playing w/Matches/Lighter | 4 | 11 | 31 | 26 | 42 | 27 |
| Chimney/Flues | | | | | | 1 |
| Clothes Dryer | | | | 10 | 3 | 7 |
| Clothes Dryer - Electric | | 2 | | 18 | 1 | |
| Clothes Dryer - Natural Gas | | | 11 | 18 | 4 | 6 |
| Coffee Pot | | | | | 2 | |
| Computer Component(s) | 1 | 2 | 2 | | | |
| Cooking Fire Extending to Clothing or Combustibles | 1 | 3 | 6 | 20 | 5 | 7 |

March 29, 2012

Bureau Of Fire Investigation

Investigative Management and Reporting System

Annual Comparison of Fire Injuries by Cause

For the period 01/01/2006 through 12/31/2011



| Cause of Fire | Calendar Year | | | | | |
|--|---------------|------|------|------|------|------|
| | 2006 | 2007 | 2008 | 2009 | 2010 | 2011 |
| Dishwasher | 1 | | | 1 | | |
| Electrical Wiring | 15 | 29 | 61 | 124 | 164 | 138 |
| Electrocution - Electrical Burns to Person | | | 4 | 1 | | |
| Exothermic Chemical Reaction | 1 | 1 | | 1 | | 2 |
| Extension Cord | 27 | 44 | 52 | 132 | 67 | 40 |
| Feeder Cable | 1 | 7 | 1 | 4 | 1 | 1 |
| Fireplace | | | | | 1 | |
| Fireworks Related | 1 | 1 | 1 | | | |
| Food on the Stove | | | | 65 | 47 | 33 |
| Fuse/Circuit Breaker Panel | 2 | 3 | 2 | 4 | 7 | 4 |
| Hard Wire Outlet | 2 | | 8 | | 5 | 5 |
| Headquarters Investigation | | 1 | | | | |
| Heat From Molten Metal / Slag | | 1 | 1 | 3 | | |
| Heat from Light Bulb | 6 | 1 | 5 | 15 | 23 | 13 |
| Heat from an Iron | | | | | 1 | |
| Heat or Sparks from Friction | 6 | 2 | 4 | 7 | 3 | 4 |
| Heaters - Other | | | | 1 | | |
| Holiday Lighting | 5 | 8 | | | | |

March 29, 2012

Bureau Of Fire Investigation

Investigative Management and Reporting System

Annual Comparison of Fire Injuries by Cause

For the period 01/01/2006 through 12/31/2011



| Cause of Fire | Calendar Year | | | | | |
|--|---------------|------|------|------|------|------|
| | 2006 | 2007 | 2008 | 2009 | 2010 | 2011 |
| Hot Embers | 2 | | | | 1 | 2 |
| Ignitable Liquid- Polyurethane/Varnish/PaintThinner | 9 | 12 | 5 | 10 | 2 | 4 |
| Ignitable Liquids/Gases - Fuel Oil | 1 | | | 1 | 2 | 2 |
| Ignitable Liquids/Gases - Gasoline | 1 | 1 | 8 | 4 | 4 | 3 |
| Ignitable Liquids/Gases - Lighter Fluid | | | | 3 | 1 | 1 |
| Ignitable Liquids/Gases - Natural Gas | 6 | 4 | 16 | 9 | 10 | 3 |
| Ignitable Liquids/Gases - Pesticide Fogger | 7 | | 1 | 2 | 2 | 1 |
| Ignitable Liquids/Gases - Propane | | 1 | | 2 | 3 | 7 |
| Incendiary | 1 | 14 | 5 | 15 | 14 | 30 |
| Incendiary - Attempted Suicide | 1 | | 2 | | 1 | 1 |
| Incendiary - Combustible Material | 10 | 7 | 43 | 57 | 53 | 79 |
| Incendiary - Fireworks | | | 1 | | 2 | |
| Incendiary - Ignitable Liquid | 5 | 7 | 6 | 18 | 19 | 13 |
| Incendiary - Reckless Use of Open Flame | | | | | 2 | 3 |
| Incendiary - Self Immolation | 1 | | 2 | 1 | | 1 |
| Incendiary - Suicide | 1 | | | | | |
| Incendiary - Torch - Illegal Use of | 1 | 1 | | | 1 | 1 |
| Incense | | | 5 | 10 | 4 | 6 |

Bureau Of Fire Investigation

Investigative Management and Reporting System

Annual Comparison of Fire Injuries by Cause

For the period 01/01/2006 through 12/31/2011



| Cause of Fire | Calendar Year | | | | | |
|------------------------------|---------------|------|------|------|------|------|
| | 2006 | 2007 | 2008 | 2009 | 2010 | 2011 |
| Lighting Fixture | | 2 | 10 | 4 | 14 | 18 |
| Matches/Lighter | 12 | 11 | 8 | 8 | 21 | 17 |
| Microwave | | 1 | 1 | | 5 | 1 |
| Motors - Compressors | | | | | 4 | |
| Motors - Electric | | | | 1 | | |
| Motors - Elevator | | | | 4 | 1 | |
| Motors - Fan | | | 1 | 2 | 3 | 1 |
| Motors - Subway | | | 6 | | | |
| Not Ascertained | | 1 | 6 | 5 | 2 | 3 |
| Other | 4 | | 4 | | 2 | 1 |
| Other - Electrical | 5 | 6 | 10 | 51 | 25 | 12 |
| Other - Gas | | | | 3 | | 5 |
| Other - Hot Objects | 1 | | 4 | 6 | 11 | 6 |
| Other - Ignitable Liquid/Gas | 8 | 6 | 3 | 3 | 14 | 7 |
| Other - Liquid | 2 | | 4 | 2 | 1 | 4 |
| Other - No Fire | 1 | 5 | 6 | 10 | 11 | 14 |
| Other - Open Flame | 15 | 5 | 2 | 10 | 8 | 12 |
| Other Appliance | | 1 | 7 | 8 | 12 | 16 |
| Other Motor | 2 | 1 | | 13 | | |

March 29, 2012

Bureau Of Fire Investigation

Investigative Management and Reporting System

Annual Comparison of Fire Injuries by Cause

For the period 01/01/2006 through 12/31/2011



| Cause of Fire | Calendar Year | | | | | |
|---|---------------|------|------|------|------|------|
| | 2006 | 2007 | 2008 | 2009 | 2010 | 2011 |
| Permanent Heater | | | | 4 | 1 | 2 |
| Permanent Heater - Electric | | 4 | | 1 | | 1 |
| Permanent Heater - Gas | | | 2 | 6 | 3 | 1 |
| Permanent Heater - Oil | | 1 | 3 | 4 | 2 | 1 |
| Permanent Heater - Steam Radiator (Pyrolysis) | | | | 4 | | |
| Portable Heater | | | 1 | 3 | 5 | 17 |
| Portable Heater - Electric | 1 | 5 | 7 | 16 | 18 | 15 |
| Portable Heater - Propane | | 1 | | | | |
| Power Strip | | 4 | 6 | 14 | 7 | 17 |
| Radio/Stereo | | | 1 | | 1 | 1 |
| Rangehood Fire - Ductwork | | | | | 1 | |
| Refrigeration Compressor | 1 | | | | 3 | |
| SIU Investigation | | | | | | 2 |
| Service | | | 1 | | 6 | |
| Smoking (Cigarette/Cigar) | 27 | 50 | 59 | 92 | 90 | 93 |
| Spontaneous Combustion | 1 | | | | 1 | |
| Stove - Natural Gas | 4 | 4 | 11 | 12 | 18 | 10 |
| Stove - Electric | | | | 4 | | |
| Stove - Propane | 1 | | | | 1 | |

March 29, 2012

Bureau Of Fire Investigation

Investigative Management and Reporting System

Annual Comparison of Fire Injuries by Cause

For the period 01/01/2006 through 12/31/2011



| Cause of Fire | Calendar Year | | | | | |
|-------------------------------|---------------|------------|------------|-------------|-------------|------------|
| | 2006 | 2007 | 2008 | 2009 | 2010 | 2011 |
| Stove/Cooking - Electric | 1 | | 1 | 8 | 5 | 3 |
| Stove/Cooking - Fryer | 1 | | 5 | 10 | 3 | 13 |
| Stove/Cooking - Other | 2 | 1 | 13 | 16 | 18 | 15 |
| Stove/Cooking - Stove | 24 | 27 | 57 | 19 | 64 | 101 |
| Stove/Cooking - Toaster Oven | | | 1 | | 1 | |
| Surge Suppressor | | | | | | 6 |
| TV | | 1 | 1 | 4 | 2 | 1 |
| Torch - Legal Use of | 1 | 3 | 2 | 8 | 6 | 3 |
| Under Investigation | | | | | | 1 |
| Vehicle Wiring | | 1 | 1 | 2 | 1 | |
| Washer/Dryer Combo | | | | 2 | | |
| Grand Total All Causes | 265 | 367 | 609 | 1074 | 1000 | 989 |

Bureau Of Fire Investigation

Investigative Management and Reporting System

Fire Injuries by Category & Cause

For the period 01/01/2011 through 12/31/2011

Printed on Mar. 29, 2012



Fire Category: Appliance

| Cause of Fire | Count |
|-----------------------------|-----------|
| Other Appliance | 16 |
| Stove - Natural Gas | 10 |
| Clothes Dryer | 7 |
| Clothes Dryer - Natural Gas | 6 |
| Microwave | 1 |
| Appliance Total: | 40 |

Fire Category: Cooking Carelessness

| Cause of Fire | Count |
|--|------------|
| Stove/Cooking - Stove | 101 |
| Food on the Stove | 33 |
| Stove/Cooking - Other | 15 |
| Stove/Cooking - Fryer | 13 |
| Cooking Fire Extending to Clothing or Combustibles | 7 |
| Barbecue - Wood/Charcoal | 3 |
| Stove/Cooking - Electric | 3 |
| Barbecue - Propane | 1 |
| Cooking Carelessness Total: | 176 |

Fire Category: Electrical

| Cause of Fire | Count |
|----------------------------|------------|
| Electrical Wiring | 138 |
| Extension Cord | 40 |
| Appliance Cord | 25 |
| Lighting Fixture | 18 |
| Power Strip | 17 |
| Other - Electrical | 12 |
| Surge Suppressor | 6 |
| Hard Wire Outlet | 5 |
| Fuse/Circuit Breaker Panel | 4 |
| Feeder Cable | 1 |
| Electrical Total: | 266 |

March 29, 2012

Bureau Of Fire Investigation

Investigative Management and Reporting System

Fire Injuries by Category & Cause

For the period 01/01/2011 through 12/31/2011

Printed on Mar. 29, 2012



Fire Category: Electronic Devices

| Cause of Fire | Count |
|----------------------------------|----------|
| TV | 1 |
| Radio/Stereo | 1 |
| Electronic Devices Total: | 2 |

Fire Category: Heaters

| Cause of Fire | Count |
|-----------------------------|-----------|
| Portable Heater | 17 |
| Portable Heater - Electric | 15 |
| Permanent Heater | 2 |
| Permanent Heater - Gas | 1 |
| Permanent Heater - Oil | 1 |
| Permanent Heater - Electric | 1 |
| Heaters Total: | 37 |

Fire Category: Hot Objects

| Cause of Fire | Count |
|------------------------------|-----------|
| Heat from Light Bulb | 13 |
| Incense | 6 |
| Other - Hot Objects | 6 |
| Heat or Sparks from Friction | 4 |
| Brands | 2 |
| Hot Embers | 2 |
| Chimney/Flues | 1 |
| Hot Objects Total: | 34 |

Fire Category: Ignitable

| Cause of Fire | Count |
|--|-------|
| Other - Ignitable Liquid/Gas | 7 |
| Ignitable Liquids/Gases - Propane | 7 |
| Other - Gas | 5 |
| Other - Liquid | 4 |
| Ignitable Liquid-Polyurethane/Varnish/PaintThinner | 4 |

March 29, 2012

Bureau Of Fire Investigation

Investigative Management and Reporting System

Fire Injuries by Category & Cause

For the period 01/01/2011 through 12/31/2011

Printed on Mar. 29, 2012



Fire Category: Ignitable

| Cause of Fire | Count |
|--|-----------|
| Ignitable Liquids/Gases - Gasoline | 3 |
| Ignitable Liquids/Gases - Natural Gas | 3 |
| Ignitable Liquids/Gases - Fuel Oil | 2 |
| Ignitable Liquids/Gases - Lighter Fluid | 1 |
| Ignitable Liquids/Gases - Pesticide Fogger | 1 |
| Ignitable Total: | 37 |

Fire Category: Incendiary

| Cause of Fire | Count |
|---|------------|
| Incendiary - Combustible Material | 79 |
| Incendiary | 30 |
| Incendiary - Ignitable Liquid | 13 |
| Incendiary - Reckless Use of Open Flame | 3 |
| Incendiary - Self Immolation | 1 |
| Incendiary - Torch - Illegal Use of | 1 |
| Incendiary - Attempted Suicide | 1 |
| Incendiary Total: | 128 |

Fire Category: Motors

| Cause of Fire | Count |
|----------------------|----------|
| Motors - Fan | 1 |
| Motors Total: | 1 |

Fire Category: No Fire

| Cause of Fire | Count |
|-----------------------|-----------|
| Other - No Fire | 14 |
| No Fire Total: | 14 |

Fire Category: Open Flame

| Cause of Fire | Count |
|---------------|-------|
| Candle | 80 |

March 29, 2012

Bureau Of Fire Investigation

Investigative Management and Reporting System

Fire Injuries by Category & Cause

For the period 01/01/2011 through 12/31/2011

Printed on Mar. 29, 2012



Fire Category: Open Flame

| Cause of Fire | Count |
|-----------------------------------|------------|
| Child Playing w/Matches/Lighter | 27 |
| Matches/Lighter | 17 |
| Other - Open Flame | 12 |
| Child Playing w/ Other Open Flame | 9 |
| Aerosol Can | 3 |
| Torch - Legal Use of | 3 |
| Open Flame Total: | 151 |

Fire Category: Other

| Cause of Fire | Count |
|--|-----------|
| Not Ascertained | 3 |
| SIU Investigation | 2 |
| Exothermic Chemical Reaction | 2 |
| Other | 1 |
| Under Investigation | 1 |
| Albany Burn Notif. Unrelated to a Fire/Explosion | 1 |
| Other Total: | 10 |

Fire Category: Smoking

| Cause of Fire | Count |
|---------------------------|-----------|
| Smoking (Cigarette/Cigar) | 93 |
| Smoking Total: | 93 |

Grand Total: 989

Bureau Of Fire Investigation

Investigative Management and Reporting System

Civilian Injuries by Borough & Type of Injury

For the period 01/01/2011 through 12/31/2011

Printed on Mar. 29, 2012



| Injury | Bronx | Brooklyn | Manhattan | Queens | Staten Island | Totals |
|------------------------|------------|------------|------------|------------|---------------|------------|
| Smoke | 130 | 187 | 124 | 108 | 23 | 572 |
| Burns | 31 | 41 | 37 | 32 | 9 | 150 |
| Smoke/Burns | 7 | 26 | 15 | 15 | 4 | 67 |
| Trauma | 5 | 1 | 7 | 8 | 1 | 22 |
| Carbon Monoxide | 1 | 6 | 0 | 3 | 0 | 10 |
| Other | 4 | 10 | 2 | 12 | 4 | 32 |
| RMA | 17 | 52 | 23 | 25 | 16 | 133 |
| Unknown | 0 | 2 | 1 | 0 | 0 | 3 |
| Sub-Totals: | 195 | 325 | 209 | 203 | 57 | 989 |
| Citywide Total: | 989 | | | | | |

Bureau Of Fire Investigation

Investigative Management and Reporting System

Fire Injuries by CB and Borough

For the period 01/01/2011 through 12/31/2011

Printed on Mar. 29, 2012



| CB | Bronx | Brooklyn | Manhattan | Queens | Staten Island |
|-----------------------------|------------|------------|------------|------------|---------------|
| 01 | 14 | 16 | 5 | 27 | 23 |
| 02 | 11 | 21 | 14 | 14 | 16 |
| 03 | 24 | 41 | 23 | 10 | 18 |
| 04 | 16 | 19 | 4 | 12 | |
| 05 | 29 | 17 | 10 | 17 | |
| 06 | 24 | 16 | 21 | 4 | |
| 07 | 23 | 36 | 22 | 11 | |
| 08 | 8 | 18 | 23 | 15 | |
| 09 | 8 | 22 | 11 | 16 | |
| 10 | 5 | 8 | 43 | 11 | |
| 11 | 16 | 17 | 8 | 10 | |
| 12 | 17 | 2 | 25 | 30 | |
| 13 | | 14 | | 13 | |
| 14 | | 20 | | 13 | |
| 15 | | 10 | | | |
| 16 | | 14 | | | |
| 17 | | 13 | | | |
| 18 | | 21 | | | |
| Sub-Total: | 195 | 325 | 209 | 203 | 57 |
| Total Fire Injuries: | 989 | | | | |

Bureau Of Fire Investigation

Investigative Management and Reporting System

Monthly Fire Injuries by Borough

For the period 01/01/2011 through 12/31/2011



Date of Report: 03/29/2012

For Calendar Year 2011

| | | Bronx | Brooklyn | Manhattan | Queens | Staten Island | Totals |
|------------------|------|------------|------------|------------|------------|---------------|------------|
| January | 2011 | 27 | 22 | 17 | 42 | 3 | 111 |
| February | 2011 | 30 | 48 | 21 | 16 | 3 | 118 |
| March | 2011 | 9 | 76 | 14 | 13 | 11 | 123 |
| April | 2011 | 8 | 20 | 41 | 16 | 4 | 89 |
| May | 2011 | 13 | 26 | 6 | 8 | 4 | 57 |
| June | 2011 | 25 | 25 | 12 | 16 | 4 | 82 |
| July | 2011 | 24 | 10 | 13 | 17 | 12 | 76 |
| August | 2011 | 29 | 18 | 15 | 9 | 6 | 77 |
| September | 2011 | 11 | 15 | 30 | 7 | 1 | 64 |
| October | 2011 | 5 | 18 | 21 | 21 | 0 | 65 |
| November | 2011 | 9 | 25 | 5 | 16 | 1 | 56 |
| December | 2011 | 5 | 22 | 14 | 22 | 8 | 71 |
| Totals | | 195 | 325 | 209 | 203 | 57 | 989 |

Bureau Of Fire Investigation

Investigative Management and Reporting System

Fire Injuries by Hour of Occurrence and Borough

For the period 01/01/2011 through 12/31/2011



Date of Report: 03/29/12

For Calendar Year 2011

| Hours | Bronx | Brooklyn | Manhattan | Queens | Staten Island | Totals |
|---------------|------------|------------|------------|------------|---------------|------------|
| 0000 - 0059 | 20 | 7 | 5 | 2 | 8 | 42 |
| 0100 - 0159 | 4 | 4 | 18 | 7 | 3 | 36 |
| 0200 - 0259 | 1 | 5 | 3 | 19 | 3 | 31 |
| 0300 - 0359 | 6 | 9 | 6 | 9 | 4 | 34 |
| 0400 - 0459 | 4 | 10 | 8 | 12 | 2 | 36 |
| 0500 - 0559 | 5 | 41 | 17 | 21 | 2 | 86 |
| 0600 - 0659 | 2 | 17 | 15 | 13 | 0 | 47 |
| 0700 - 0759 | 4 | 5 | 5 | 1 | 0 | 15 |
| 0800 - 0859 | 5 | 5 | 2 | 6 | 10 | 28 |
| 0900 - 0959 | 13 | 12 | 8 | 7 | 1 | 41 |
| 1000 - 1059 | 5 | 19 | 3 | 5 | 2 | 34 |
| 1100 - 1159 | 13 | 7 | 5 | 8 | 1 | 34 |
| 1200 - 1259 | 13 | 17 | 7 | 13 | 1 | 51 |
| 1300 - 1359 | 17 | 18 | 8 | 8 | 0 | 51 |
| 1400 - 1459 | 6 | 8 | 11 | 8 | 4 | 37 |
| 1500 - 1559 | 9 | 8 | 23 | 6 | 3 | 49 |
| 1600 - 1659 | 4 | 1 | 7 | 5 | 1 | 18 |
| 1700 - 1759 | 7 | 25 | 6 | 12 | 1 | 51 |
| 1800 - 1859 | 4 | 7 | 7 | 3 | 0 | 21 |
| 1900 - 1959 | 9 | 19 | 7 | 4 | 2 | 41 |
| 2000 - 2059 | 3 | 15 | 8 | 11 | 3 | 40 |
| 2100 - 2159 | 14 | 32 | 5 | 11 | 1 | 63 |
| 2200 - 2259 | 4 | 12 | 8 | 6 | 1 | 31 |
| 2300 - 2359 | 23 | 22 | 17 | 6 | 4 | 72 |
| Unknown | 0 | 0 | 0 | 0 | 0 | 0 |
| Totals | 195 | 325 | 209 | 203 | 57 | 989 |

Bureau Of Fire Investigation

Investigative Management and Reporting System

Fire Injuries by Race/Ethnicity and Occupancy

For the period 01/01/2011 through 12/31/2011

Printed on Mar. 29, 2012



| Occupancy Type | White | Black | Asian | Hispanic | American Indian | Unknown |
|-----------------------------|------------|------------|-----------|------------|-----------------|-----------|
| Boat | 1 | 0 | 0 | 0 | 0 | 0 |
| Burn Notification | 0 | 1 | 0 | 0 | 0 | 0 |
| Commercial Structure | 13 | 5 | 3 | 12 | 0 | 4 |
| MD Residential Structure | 135 | 208 | 48 | 222 | 0 | 75 |
| Other | 10 | 3 | 3 | 7 | 0 | 4 |
| PD Residential Structure | 75 | 69 | 21 | 41 | 0 | 13 |
| Transit | 0 | 1 | 0 | 0 | 0 | 0 |
| Vehicle | 5 | 0 | 1 | 1 | 0 | 0 |
| School | 0 | 1 | 0 | 0 | 0 | 0 |
| Outside Rubbish | 1 | 0 | 0 | 0 | 0 | 0 |
| Hospital | 0 | 1 | 0 | 0 | 0 | 0 |
| Manhole | 1 | 0 | 0 | 0 | 0 | 1 |
| Garage/Shed | 1 | 1 | 0 | 0 | 0 | 0 |
| Nursing Home | 0 | 0 | 0 | 1 | 0 | 0 |
| Sub-Totals: | 242 | 290 | 76 | 284 | 0 | 97 |
| Total Fire Injuries: | 989 | | | | | |

Bureau Of Fire Investigation

Investigative Management and Reporting System

Fire Injuries by Age and Gender

For the period 01/01/2011 through 12/31/2011



Date of Report: 03/29/2012

| Victim Age | Female | Male | Total |
|---------------|------------|------------|------------|
| 01-04 | 28 | 45 | 73 |
| 05-09 | 21 | 26 | 47 |
| 10-12 | 9 | 13 | 22 |
| 13-19 | 31 | 24 | 55 |
| 20-29 | 63 | 69 | 132 |
| 30-39 | 54 | 55 | 109 |
| 40-49 | 54 | 61 | 115 |
| 50-59 | 58 | 67 | 125 |
| 60-69 | 47 | 50 | 97 |
| 70-79 | 36 | 22 | 58 |
| 80-89 | 27 | 8 | 35 |
| 90-Over | 11 | 5 | 16 |
| Unknown | 55 | 50 | 105 |
| TOTALS | 494 | 495 | 989 |

Bureau Of Fire Investigation

Investigative Management and Reporting System

Fire Injuries Related to Vehicles

For the period 01/01/2011 through 12/31/2011

Printed on Mar. 29, 2012



Hot Objects

| Cause of Fire | Vehicle Fires | Motor Vehicle Accidents |
|------------------------------|---------------|-------------------------|
| Heat or Sparks from Friction | 4 | 4 |
| Hot Objects Total: | 4 | |

Ignitable

| Cause of Fire | Vehicle Fires | Motor Vehicle Accidents |
|------------------------------------|---------------|-------------------------|
| Ignitable Liquids/Gases - Propane | 2 | |
| Ignitable Liquids/Gases - Gasoline | 1 | |
| Ignitable Total: | 3 | |

| | | |
|---------------------|----------|----------|
| Grand Total: | 7 | 4 |
|---------------------|----------|----------|

Of the 7 Fire Injuries related to vehicles, 4 were the result of Motor Vehicle Accidents.

Bureau Of Fire Investigation

Investigative Management and Reporting System

Smoke Detectors and Civilian Fire Injuries

For the period 01/01/2007 through 12/31/2011



| | | |
|-------------------------------|---------------------------------|------------|
| For Calendar Year 2011 | Smoke Detector Present: | 436 |
| | Working: | 308 |
| | Not Present: | 156 |
| | Not Applicable: | 43 |
| | Present Unknown if Operational: | 107 |
| | Unknown: | 247 |
| | Total: | 989 |

| | | |
|-------------------------------|---------------------------------|-------------|
| For Calendar Year 2010 | Smoke Detector Present: | 368 |
| | Working: | 262 |
| | Not Present: | 127 |
| | Not Applicable: | 112 |
| | Present Unknown if Operational: | 91 |
| | Unknown: | 302 |
| | Total: | 1000 |

| | | |
|-------------------------------|---------------------------------|-------------|
| For Calendar Year 2009 | Smoke Detector Present: | 388 |
| | Working: | 287 |
| | Not Present: | 101 |
| | Not Applicable: | 80 |
| | Present Unknown if Operational: | 87 |
| | Unknown: | 418 |
| | Total: | 1074 |

| | | |
|-------------------------------|---------------------------------|------------|
| For Calendar Year 2008 | Smoke Detector Present: | 276 |
| | Working: | 213 |
| | Not Present: | 68 |
| | Not Applicable: | 60 |
| | Present Unknown if Operational: | 0 |
| | Unknown: | 205 |
| | Total: | 609 |

| | | |
|-------------------------------|---------------------------------|------------|
| For Calendar Year 2007 | Smoke Detector Present: | 190 |
| | Working: | 146 |
| | Not Present: | 44 |
| | Not Applicable: | 56 |
| | Present Unknown if Operational: | 0 |
| | Unknown: | 77 |
| | Total: | 367 |

Date of Report: 03/29/2012

Bureau of Fire Investigation

Investigative Management and Reporting System



2011

Annual Report

on

Arrests



Veritas ex Cineribus

Bureau Of Fire Investigation

Investigative Management and Reporting System

Arrest Summary Report

For the period 01/01/2011 through 12/31/2011

Printed on Mar. 29, 2012



Total Arrests Recorded at B.F.I.

556

Arrests by Bureau of Fire Investigation:

Bureau of Fire Investigation Arrests Total: **503**

Fire Related..... 273
Arson..... 149
Other..... 36
Fireworks Arrest..... 23
Malicious False Alarms..... 22

Other Law Enforcement Arrests Total: **53**

Other (BFI Assist)..... 38
Arson (BFI Assist)..... 12
Arson (No BFI Assist)..... 3

Total BFI Arrests and Assists **556**

All BFI Arrests..... 503
Other L/E Arrests - BFI Assisting..... 53

Total Summons:

24

Summons..... 18
Fireworks Summons..... 6

Miscellaneous Information:

Arrests involving Auto Fires..... 60
Juvenile Arrests, under sixteen years of age..... 44
Referrals to the Juvenile Unit in lieu of Arrests..... 42
Arrests as a result of New York State Burn Law..... 2
Arrests by City Wide SIU..... 38
Arrests by Headquarters CIU..... 3
Arrests Involving Fireworks..... 23

Bureau Of Fire Investigation

Investigative Management and Reporting System

BFI Arrests and Assists to L/E by CB and Borough

For the period 01/01/2011 through 12/31/2011

Printed on Mar. 29, 2012



| CB | Bronx | Brooklyn | Manhattan | Queens | Staten Island | Out of NYC |
|-------------------|------------|------------|------------|-----------|---------------|------------|
| 01 | 12 | 12 | 10 | 6 | 31 | |
| 02 | 19 | 10 | 12 | 4 | 9 | |
| 03 | 11 | 24 | 5 | 5 | 5 | |
| 04 | 7 | 11 | 15 | 5 | | |
| 05 | 6 | 13 | 11 | 3 | | |
| 06 | 6 | 17 | 8 | 0 | | |
| 07 | 7 | 8 | 3 | 8 | | |
| 08 | 0 | 10 | 9 | 4 | | |
| 09 | 13 | 5 | 3 | 9 | | |
| 10 | 5 | 12 | 7 | 8 | | |
| 11 | 7 | 10 | 5 | 3 | | |
| 12 | 14 | 11 | 14 | 18 | | |
| 13 | | 11 | | 8 | | |
| 14 | | 11 | | 3 | | |
| 15 | | 8 | | | | |
| 16 | | 9 | | | | |
| 17 | | 14 | | | | |
| 18 | | 14 | | | | |
| Out of NYC | 2 | 1 | 1 | | 2 | |
| Sum Total: | 109 | 212 | 103 | 84 | 47 | 0 |

Total Arrests All Boroughs: 556

Bureau Of Fire Investigation

Investigative Management and Reporting System

BFI Arrests by Borough

For the period 01/01/2011 through 12/31/2011

Printed on Mar. 29, 2012



| Arrest Type | Bronx | Brooklyn | Manhattan | Queens | Staten Island | Out of NYC |
|------------------|------------|------------|-----------|-----------|---------------|------------|
| Arson | 36 | 81 | 8 | 19 | 5 | 0 |
| MFA | 3 | 8 | 8 | 3 | 0 | 0 |
| Other | 14 | 10 | 6 | 3 | 3 | 0 |
| Fire Related | 45 | 92 | 63 | 56 | 16 | 0 |
| Fireworks Arrest | 3 | 1 | 11 | 0 | 8 | 0 |
| Totals | 101 | 192 | 96 | 81 | 32 | 0 |

Total Arrests All Boroughs: 503

Bureau Of Fire Investigation

Investigative Management and Reporting System

BFI Arson Arrests by CB and Borough

For the period 01/01/2011 through 12/31/2011

Printed on Mar. 29, 2012



| CB | Bronx | Brooklyn | Manhattan | Queens | Staten Island | Out of NYC |
|-------------------|-----------|-----------|-----------|-----------|---------------|------------|
| 01 | 4 | 3 | 0 | 1 | 4 | |
| 02 | 10 | 2 | 0 | 1 | 1 | |
| 03 | 2 | 10 | 2 | 1 | 0 | |
| 04 | 4 | 3 | 1 | 0 | | |
| 05 | 0 | 5 | 1 | 2 | | |
| 06 | 2 | 7 | 1 | 0 | | |
| 07 | 1 | 5 | 0 | 1 | | |
| 08 | 0 | 2 | 0 | 0 | | |
| 09 | 6 | 0 | 2 | 0 | | |
| 10 | 0 | 10 | 1 | 4 | | |
| 11 | 4 | 5 | 0 | 0 | | |
| 12 | 3 | 4 | 0 | 7 | | |
| 13 | | 4 | | 1 | | |
| 14 | | 4 | | 1 | | |
| 15 | | 1 | | | | |
| 16 | | 4 | | | | |
| 17 | | 8 | | | | |
| 18 | | 4 | | | | |
| Sum Total: | 36 | 81 | 8 | 19 | 5 | 0 |

Total Arrests All Boroughs: 149

Bureau Of Fire Investigation

Investigative Management and Reporting System

Bronx Community Boards Arrest Breakdown

For the period 01/01/2011 through 12/31/2011

Printed on Mar. 29, 2012



| CB | Arson | Arson L/E | MFA | Other | Other L/E | Fire Related |
|-------------------|-----------|-----------|----------|-----------|-----------|--------------|
| 01 | 4 | 0 | 0 | 2 | 0 | 6 |
| 02 | 10 | 0 | 0 | 1 | 0 | 8 |
| 03 | 2 | 0 | 1 | 1 | 1 | 6 |
| 04 | 4 | 1 | 0 | 0 | 0 | 2 |
| 05 | 0 | 0 | 0 | 3 | 0 | 1 |
| 06 | 2 | 0 | 0 | 1 | 0 | 3 |
| 07 | 1 | 2 | 0 | 2 | 0 | 2 |
| 09 | 6 | 2 | 0 | 0 | 0 | 5 |
| 10 | 0 | 0 | 1 | 1 | 1 | 2 |
| 11 | 4 | 0 | 0 | 0 | 1 | 1 |
| 12 | 3 | 0 | 1 | 3 | 0 | 7 |
| | 0 | 0 | 0 | 0 | 0 | 2 |
| Sum Total: | 36 | 5 | 3 | 14 | 3 | 45 |

| | |
|-----------------------------|------------|
| Total Arrests Bronx: | 109 |
|-----------------------------|------------|

Bureau Of Fire Investigation

Investigative Management and Reporting System

Brooklyn Community Boards Arrest Breakdown

For the period 01/01/2011 through 12/31/2011

Printed on Mar. 29, 2012



| CB | Arson | Arson L/E | MFA | Other | Other L/E | Fire Related |
|-------------------|-----------|-----------|----------|-----------|-----------|--------------|
| 01 | 3 | 0 | 0 | 1 | 1 | 7 |
| 02 | 2 | 1 | 0 | 1 | 0 | 6 |
| 03 | 10 | 1 | 3 | 1 | 1 | 8 |
| 04 | 3 | 0 | 1 | 2 | 0 | 5 |
| 05 | 5 | 1 | 0 | 1 | 0 | 6 |
| 06 | 7 | 0 | 0 | 0 | 2 | 8 |
| 07 | 5 | 0 | 0 | 1 | 0 | 2 |
| 08 | 2 | 1 | 0 | 1 | 0 | 6 |
| 09 | 0 | 0 | 0 | 0 | 2 | 3 |
| 10 | 10 | 0 | 0 | 0 | 0 | 2 |
| 11 | 5 | 0 | 1 | 0 | 1 | 3 |
| 12 | 4 | 2 | 0 | 0 | 0 | 5 |
| 13 | 4 | 1 | 1 | 0 | 2 | 3 |
| 14 | 4 | 0 | 0 | 0 | 2 | 5 |
| 15 | 1 | 0 | 1 | 0 | 0 | 6 |
| 16 | 4 | 0 | 1 | 0 | 0 | 4 |
| 17 | 8 | 0 | 0 | 1 | 0 | 5 |
| 18 | 4 | 0 | 0 | 1 | 2 | 7 |
| Out of | 0 | 0 | 0 | 0 | 0 | 1 |
| | 0 | 0 | 0 | 0 | 0 | 0 |
| Sum Total: | 81 | 7 | 8 | 10 | 13 | 92 |

Total Arrests Brooklyn: 212

Bureau Of Fire Investigation

Investigative Management and Reporting System

Manhattan Community Boards Arrest Breakdown

For the period 01/01/2011 through 12/31/2011

Printed on Mar. 29, 2012



| CB | Arson | Arson L/E | MFA | Other | Other L/E | Fire Related |
|-------------------|----------|-----------|----------|----------|-----------|--------------|
| 01 | 0 | 0 | 0 | 1 | 1 | 8 |
| 02 | 0 | 0 | 0 | 3 | 1 | 8 |
| 03 | 2 | 0 | 0 | 0 | 1 | 2 |
| 04 | 1 | 0 | 1 | 0 | 1 | 9 |
| 05 | 1 | 0 | 2 | 0 | 0 | 8 |
| 06 | 1 | 0 | 0 | 1 | 0 | 6 |
| 07 | 0 | 0 | 1 | 0 | 0 | 2 |
| 08 | 0 | 0 | 0 | 0 | 0 | 9 |
| 09 | 2 | 0 | 0 | 0 | 0 | 1 |
| 10 | 1 | 0 | 0 | 0 | 0 | 6 |
| 11 | 0 | 1 | 0 | 1 | 2 | 1 |
| 12 | 0 | 0 | 4 | 0 | 0 | 2 |
| Sum Total: | 8 | 1 | 8 | 6 | 6 | 63 |

Total Arrests Manhattan: 103

Bureau Of Fire Investigation

Investigative Management and Reporting System

Queens Community Boards Arrest Breakdown

For the period 01/01/2011 through 12/31/2011

Printed on Mar. 29, 2012



| CB | Arson | Arson L/E | MFA | Other | Other L/E | Fire Related |
|-------------------|-----------|-----------|----------|----------|-----------|--------------|
| 01 | 1 | 0 | 0 | 1 | 0 | 4 |
| 02 | 1 | 0 | 0 | 0 | 0 | 3 |
| 03 | 1 | 0 | 0 | 0 | 0 | 4 |
| 04 | 0 | 0 | 1 | 0 | 1 | 3 |
| 05 | 2 | 0 | 0 | 0 | 0 | 1 |
| 06 | 0 | 0 | 0 | 0 | 0 | 0 |
| 07 | 1 | 1 | 1 | 0 | 0 | 5 |
| 08 | 0 | 1 | 0 | 0 | 0 | 3 |
| 09 | 0 | 0 | 0 | 0 | 0 | 9 |
| 10 | 4 | 0 | 0 | 0 | 0 | 4 |
| 11 | 0 | 0 | 0 | 0 | 0 | 3 |
| 12 | 7 | 0 | 1 | 1 | 0 | 9 |
| 13 | 1 | 0 | 0 | 0 | 0 | 7 |
| 14 | 1 | 0 | 0 | 1 | 0 | 1 |
| Sum Total: | 19 | 2 | 3 | 3 | 1 | 56 |

Total Arrests Queens: 84

Bureau Of Fire Investigation

Investigative Management and Reporting System

Staten Island Community Boards Arrest Breakdown

For the period 01/01/2011 through 12/31/2011

Printed on Mar. 29, 2012



| CB | Arson | Arson L/E | MFA | Other | Other L/E | Fire Related |
|-------------------|----------|-----------|----------|----------|-----------|--------------|
| 01 | 4 | 0 | 0 | 3 | 14 | 10 |
| 02 | 1 | 0 | 0 | 0 | 1 | 5 |
| 03 | 0 | 0 | 0 | 0 | 0 | 1 |
| 11 | 0 | 0 | 0 | 0 | 0 | 0 |
| Sum Total: | 5 | 0 | 0 | 3 | 15 | 16 |

| |
|--|
| Total Arrests Staten Island: 47 |
|--|

Bureau Of Fire Investigation

Investigative Management and Reporting System

Other Law Enforcement Arrests / BFI Assists by Borough

For the period 01/01/2011 through 12/31/2011

Printed on Mar. 29, 2012



| Arrest Type | Bronx | Brooklyn | Manhattan | Queens | Staten Island | Out of NYC |
|-------------|-------|----------|-----------|--------|---------------|------------|
| Arson | 5 | 7 | 1 | 2 | 0 | 0 |
| Other | 3 | 13 | 6 | 1 | 15 | 0 |
| Totals | 8 | 20 | 7 | 3 | 15 | 0 |

| |
|---------------------------------------|
| Total Arrests All Boroughs: 53 |
|---------------------------------------|

Bureau Of Fire Investigation

Investigative Management and Reporting System

Other L/E Arrests / BFI Assists by CB and Borough

For the period 01/01/2011 through 12/31/2011

Printed on Mar. 29, 2012



| CB | Bronx | Brooklyn | Manhattan | Queens | Staten Island | Out of NYC |
|-------------------|----------|-----------|-----------|----------|---------------|------------|
| 01 | 0 | 1 | 1 | 0 | 14 | |
| 02 | 0 | 1 | 1 | 0 | 1 | |
| 03 | 1 | 2 | 1 | 0 | 0 | |
| 04 | 1 | 0 | 1 | 1 | | |
| 05 | 0 | 1 | 0 | 0 | | |
| 06 | 0 | 2 | 0 | 0 | | |
| 07 | 2 | 0 | 0 | 1 | | |
| 08 | 0 | 1 | 0 | 1 | | |
| 09 | 2 | 2 | 0 | 0 | | |
| 10 | 1 | 0 | 0 | 0 | | |
| 11 | 1 | 1 | 3 | 0 | | |
| 12 | 0 | 2 | 0 | 0 | | |
| 13 | | 3 | | 0 | | |
| 14 | | 2 | | 0 | | |
| 15 | | 0 | | | | |
| 16 | | 0 | | | | |
| 17 | | 0 | | | | |
| 18 | | 2 | | | | |
| Out of NYC | | | | | | |
| Sum Total: | 8 | 20 | 7 | 3 | 15 | 0 |

Total Arrests All Boroughs: 53