



BILL DE BLASIO  
MAYOR

CIVILIAN COMPLAINT REVIEW BOARD  
100 CHURCH STREET 10th FLOOR  
NEW YORK, NEW YORK 10007 ♦ TELEPHONE (212) 912-7235  
[www.nyc.gov/ccrb](http://www.nyc.gov/ccrb)



DEBORAH N. ARCHER, ESQ.  
ACTING CHAIR

**Executive Director's Monthly Report**  
**November 2017**  
**(Statistics for October 2017)**

## **Contents**

Executive Summary	2
Glossary	3
Complaints Received	4
CCRB Cases Received By Borough and Precinct	5
Allegations Received	7
CCRB Docket	10
Closed Cases	12
Resolving Cases	12
Dispositions / Case Abstracts	13
Dispositions - Full Investigations	15
Dispositions - All CCRB Cases	16
Dispositions - Allegations	17
Substantiation Rates	19
Substantiation Rates and Video	19
Board Discipline Recommendations for Substantiated Complaints	21
Board Discipline Recommendations for Substantiated Allegations	23
Truncations	26
Complaints by PSA	27
Mediation Unit	29
Administrative Prosecution Unit	31
NYPD Discipline	32
Appendix	37

# **Executive Summary**

The Civilian Complaint Review Board (“CCRB”) is an independent municipal Agency that investigates complaints of NYPD misconduct. Every month, the CCRB prepares an Executive Director report for its public meeting. Data for October 2017 included the following highlights:

- 1) Of the cases in the CCRB active docket, 87% have been open for 4 months or fewer, and 98% have been open for 7 months or fewer (page 10). In October, the CCRB opened 396 new cases (page 4), and currently has a docket of 1,378 cases (page 11).
- 2) The CCRB substantiated allegations in 23% of its fully investigated cases (page 15).
- 3) The CCRB fully investigated 34% of the cases it closed in October (page 12) and resolved (fully investigated, mediated or attempted mediation) 54% of the cases it closed (page 12). The Agency's truncation rate is 44% (page 12). This is primarily driven by uncooperative complainants/victims, and/or witnesses.
- 4) For October, investigations using video evidence resulted in substantiated allegations in 33% of cases - compared to 15% of cases in which video was not available (page 19-20).
- 5) The Monthly Report includes a breakdown of complaints and substantiations by NYPD precinct and borough of occurrence (pages 5-6).
- 6) In October the Police Commissioner finalized 10 decisions against police officers in Administrative Prosecution Unit (APU) cases; 3 were guilty verdicts won by the APU (page 31). The CCRB's APU prosecutes the most serious allegations of misconduct. The APU conducted 32 trials against members of the NYPD year-to-date; no trials were conducted against respondent officers in October.

Finally, the Monthly Report contains a Table of Contents, Glossary, and Appendix, all meant to assist readers in navigating this report. The CCRB is committed to producing monthly reports that are valuable to the public, and welcomes feedback on how to make its data more accessible.

# Glossary

In this glossary we have included a list of terms that regularly appear in our reports.

**Allegation:** An allegation is a specific act of misconduct. The same “complaint” can have multiple allegations – excessive force and discourteous language, for example. Each allegation is reviewed separately during an investigation.

**APU:** The Administrative Prosecution Unit is the division of the CCRB that has prosecuted “charges” cases since April 2013, after the signing of a 2012 Memorandum of Understanding between the CCRB and NYPD.

**Board Panel:** The “Board” of the CCRB has 13 members. Of the 13 members, five are chosen by the Mayor, five are chosen by the City Council, and three are chosen by the Police Commissioner. Following a completed investigation by the CCRB staff, three Board members, sitting as a Board Panel, will make a finding on whether misconduct occurred and will make a recommendation on what level of penalty should follow.

**Case/Complaint:** For the purposes of CCRB data, a “case” or “complaint” is defined as any incident within the Agency’s jurisdiction, brought to resolution by the CCRB. Cases/Complaints thus include truncations, fully investigated or ongoing cases, mediations, and completed investigations pending Board Panel review.

**Disposition:** The Board’s finding as to the outcome of a case (i.e. if misconduct occurred).

**FADO:** Under the City Charter, the CCRB has jurisdiction to investigate the following categories of police misconduct: Force, Abuse of Authority, Discourtesy, and Offensive Language, collectively known as “FADO”.

**Intake:** CCRB’s intake team initially handles complaints from the public. Intake takes complaints that come via live phone calls, voicemails, an online complaint form, or in-person.

**Investigation:** CCRB investigators gather evidence and interview witnesses to prepare reports on misconduct allegations. An investigation ends when a closing report is prepared detailing the evidence and legal analysis, and the case is given to the Board for disposition.

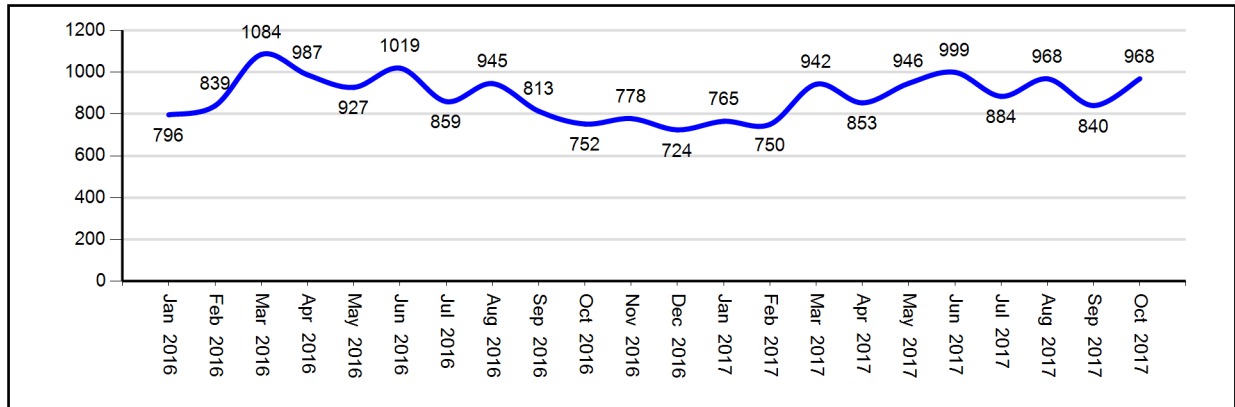
**Mediation:** A complainant may mediate his or her case with the subject officer, in lieu of an investigation, with the CCRB providing a neutral, third-party mediator.

**Truncation:** When a complaint is withdrawn or there is no complainant/victim available for an interview, the investigation is “truncated.”

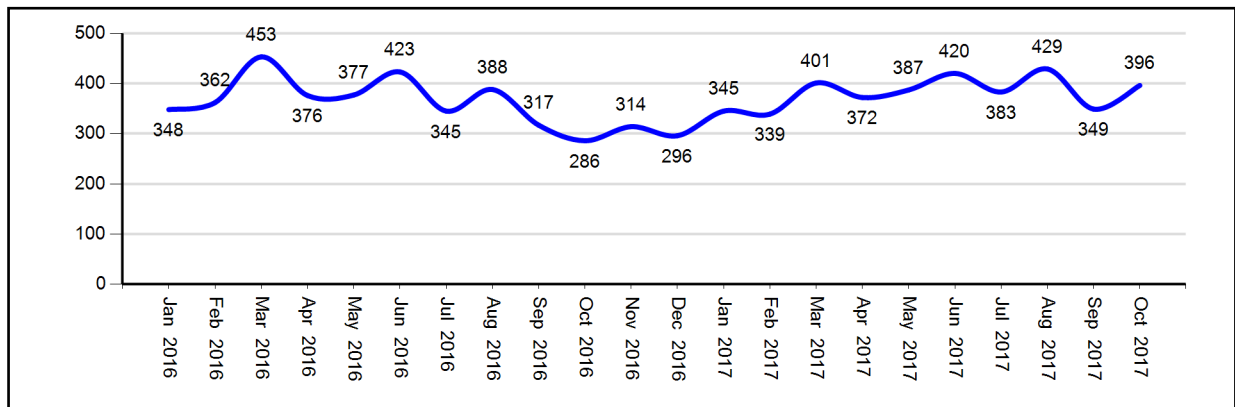
# Complaints Received

The CCRB's Intake team processes misconduct complaints from the public and referrals from the NYPD. Under the New York City Charter, the CCRB's jurisdiction is limited to allegations of misconduct related to Force, Abuse of Authority, Discourtesy and Offensive Language. All other complaints are referred to the appropriate agency. Figure 1 refers to all complaints that the CCRB receives and Figures 2 and 3 refer to new cases that remain with the Agency. In October 2017, the CCRB initiated 396 new complaints.

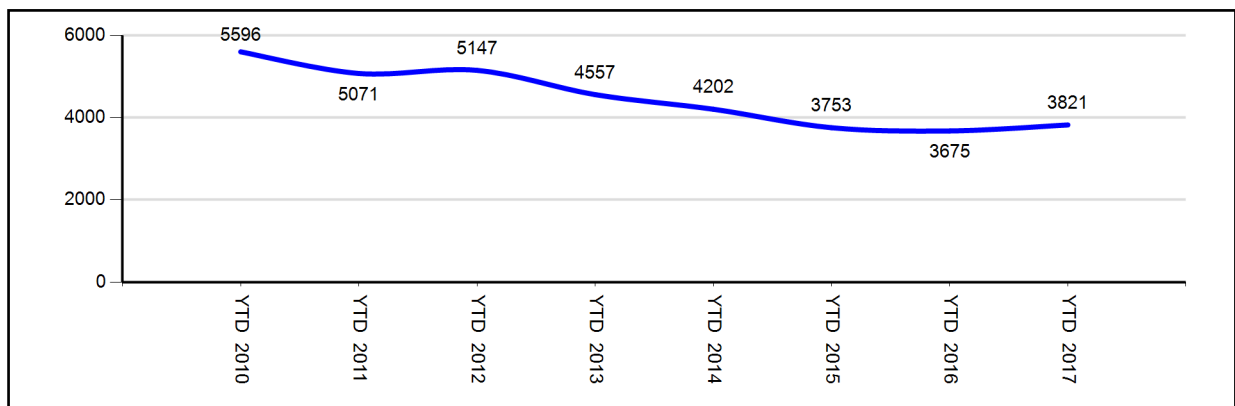
**Figure 1: Total Intake by Month (January 2016 - October 2017)**



**Figure 2: New CCRB Complaints by Month (January 2016 - October 2017)**



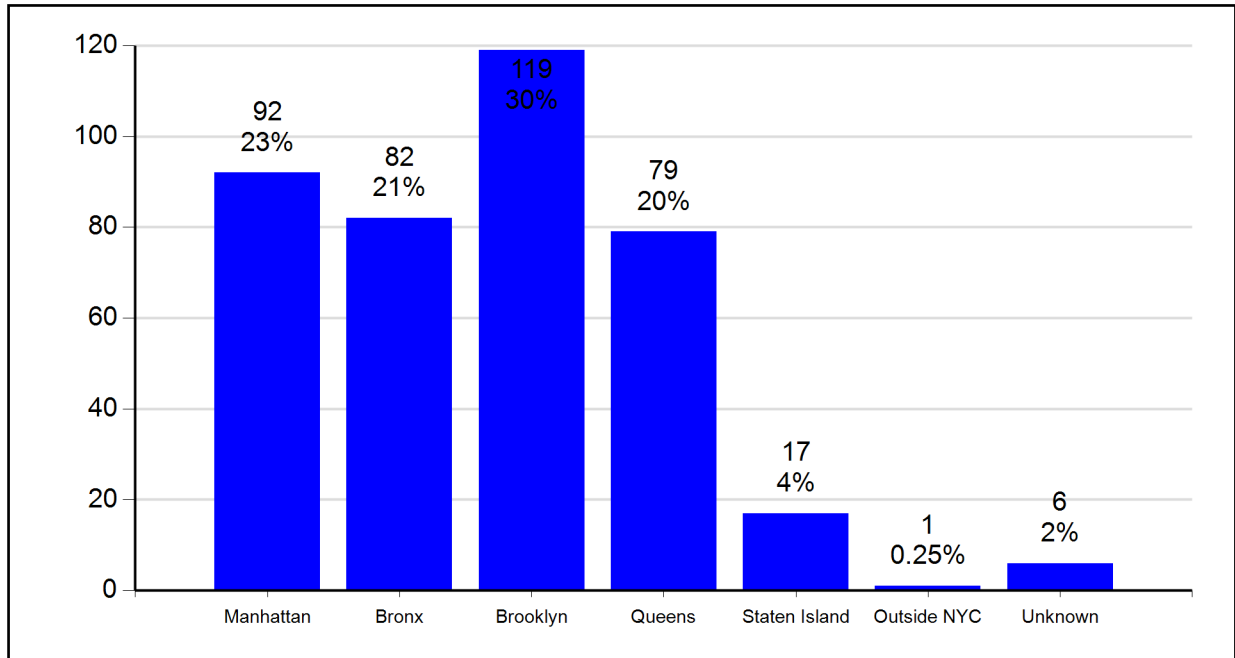
**Figure 3: New CCRB Complaints by Year (YTD 2010 - YTD 2017)**



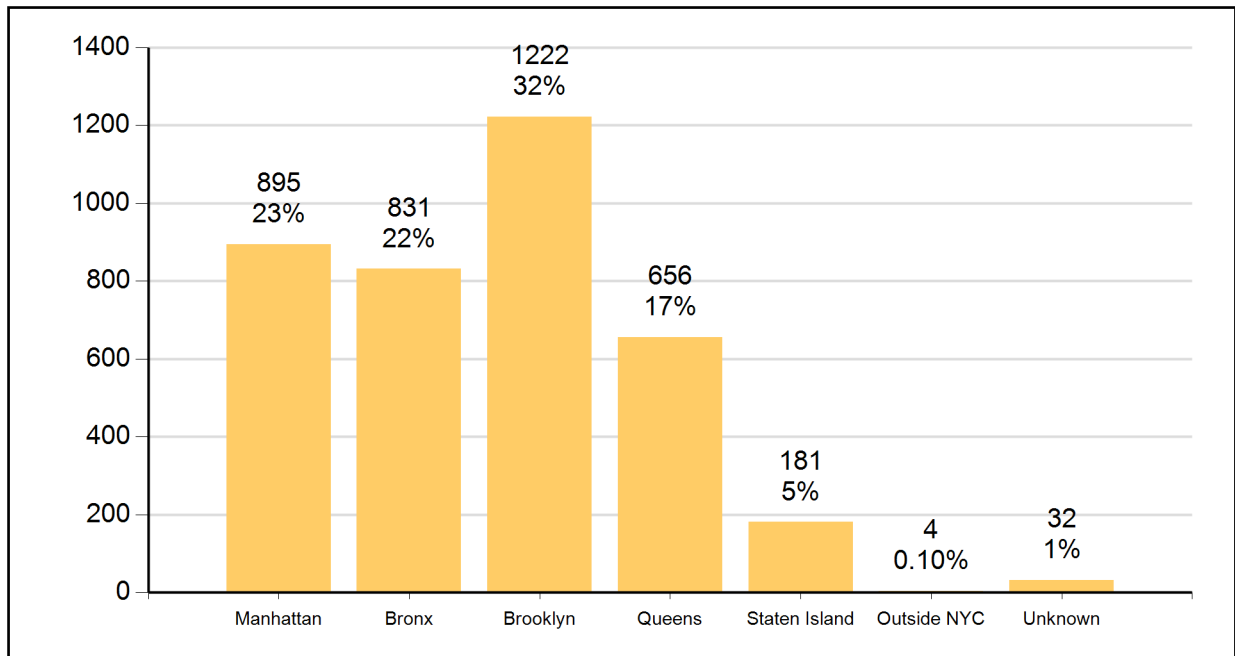
## CCRB Cases Received by Borough and Precinct

Of the five boroughs, the largest number of misconduct complaints stemmed from incidents occurring in Brooklyn, followed by Manhattan. The 75th Precinct had the highest number at 17 incidents.

**Figure 4: CCRB Complaints Received By Borough of Occurrence (October 2017)**



**Figure 5: CCRB Complaints Received By Borough of Occurrence (YTD 2017)**



**Figure 6: CCRB Complaints Received By Precinct of Occurrence (October 2017)**

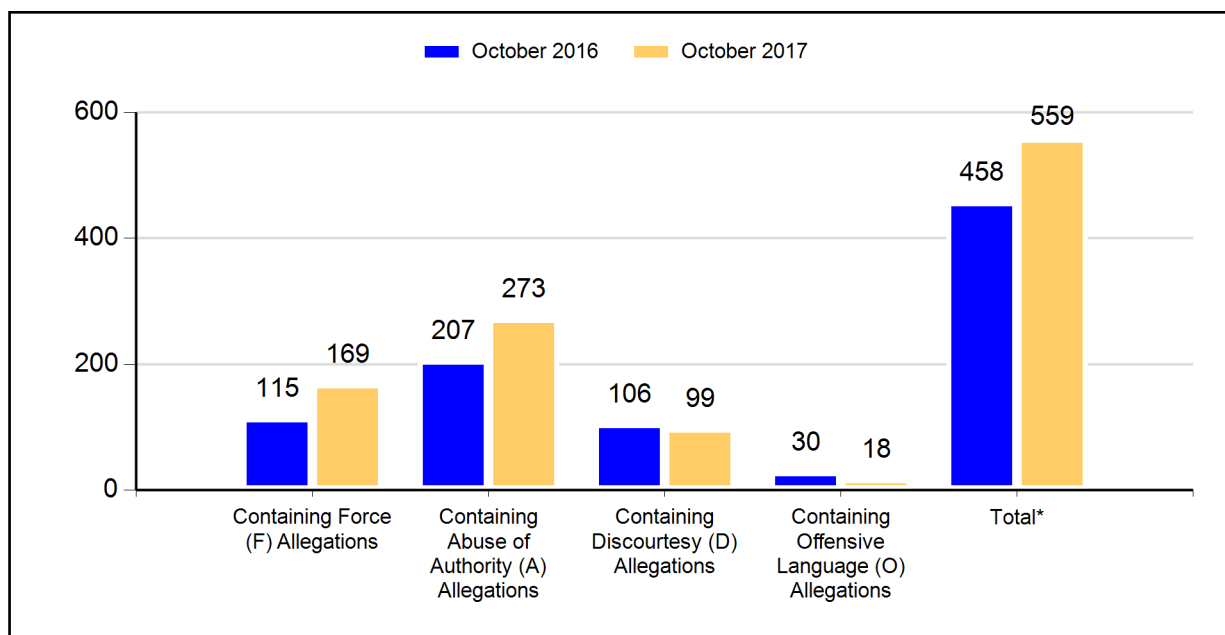
NYPD Precinct of Occurrence*	Number of Complaints	NYPD Precinct of Occurrence*	Number of Complaints
1	5	67	14
5	3	68	2
6	5	69	7
7	5	70	5
9	3	71	4
10	4	73	8
13	5	75	17
14	7	76	2
17	2	77	11
18	9	78	3
19	5	79	2
20	2	81	8
22	1	83	7
23	5	84	2
24	1	88	5
25	2	90	2
26	2	94	2
28	4	100	3
30	5	101	6
32	5	102	8
33	4	103	8
34	9	104	3
40	5	105	6
41	3	106	1
42	5	107	3
43	7	108	2
44	11	109	3
45	5	110	3
46	16	111	3
47	4	112	6
48	11	113	7
49	5	114	14
50	4	115	1
52	6	120	5
60	4	121	5
61	2	122	5
62	5	123	2
63	4	Unknown	10
66	1		

\*These figures track where an incident occurred, not necessarily the Command of the officer. Please review Figures 62A-62Q for Command Level data for cases closed in 2017.

## Allegations Received

As described in the previous section, the CCRB has jurisdiction over four categories of NYPD misconduct. In comparing October 2016 to October 2017, the number of complaints containing an allegation of Force is up, Abuse of Authority complaints are up, Discourtesy are down and Offensive Language are down. Figures for the year-to-date comparison show that in 2017, complaints containing an allegation of Force are down, Abuse of Authority are up, Discourtesy are up and Offensive Language are up.

**Figure 7: CCRB Complaints Received By Type of Allegation (October 2016 vs. October 2017)**



\*This is the total of distinct FADO allegation types in complaints received.

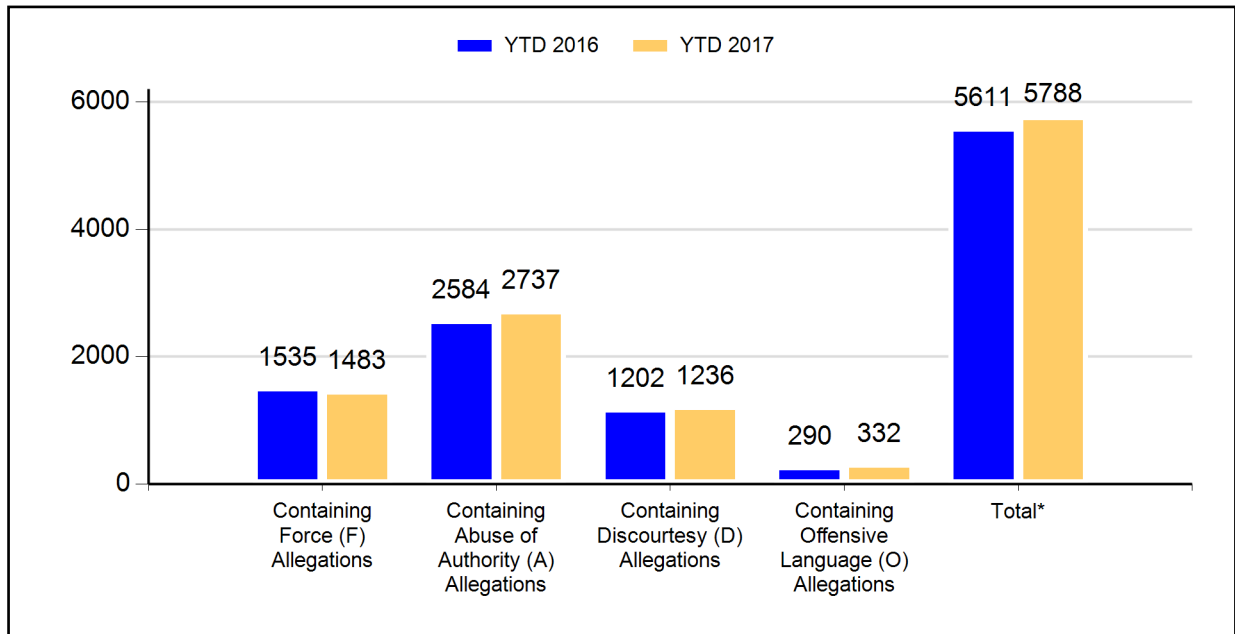
**Figure 8: CCRB Complaints Received By Type of Allegation (% of Complaints)**

	October 2016		October 2017		Change	% Change
	Count	% of Total Complaints	Count	% of Total Complaints		
Force (F)	115	40%	169	43%	54	47%
Abuse of Authority (A)	207	72%	273	69%	66	32%
Discourtesy (D)	106	37%	99	25%	-7	-7%
Offensive Language (O)	30	10%	18	5%	-12	-40%
Total FADO Allegations	458		559		101	22%
Total Complaints	286		396		110	38%

Note: the number of allegations in recently received complaints typically grows somewhat as the complaints are investigated.



**Figure 9: CCRB Complaints Received By Type of Allegation (YTD 2016 vs. YTD 2017)**



\*This is the total of distinct FADO allegation types in complaints received.

**Figure 10: CCRB Complaints Received By Type of Allegation YTD (% of Complaints)**

	YTD 2016		YTD 2017		Change	% Change
	Count	% of Total Complaints	Count	% of Total Complaints		
Force (F)	1535	42%	1483	39%	-52	-3%
Abuse of Authority (A)	2584	70%	2737	72%	153	6%
Discourtesy (D)	1202	33%	1236	32%	34	3%
Offensive Language (O)	290	8%	332	9%	42	14%
Total FADO Allegations	5611		5788		177	3%
Total Complaints	3675		3821		146	4%

Note: the number of allegations in recently received complaints typically grows somewhat as the complaints are investigated.

**Figure 11: Total Allegations (% of Total Allegations)**

	October 2016		October 2017		Change	% Change
	Count	% of Total Allegations	Count	% of Total Allegations		
Force (F)	226	24%	271	26%	45	20%
Abuse of Authority (A)	528	57%	615	59%	87	16%
Discourtesy (D)	141	15%	129	12%	-12	-9%
Offensive Language (O)	37	4%	21	2%	-16	-43%
Total Allegations	932		1036		104	11%
Total Complaints	286		396		110	38%

**Figure 12: Total Allegations YTD (% of Total Allegations)**

	YTD 2016		YTD 2017		Change	% Change
	Count	% of Total Allegations	Count	% of Total Allegations		
Force (F)	3047	26%	3076	23%	29	1%
Abuse of Authority (A)	6496	56%	7734	59%	1238	19%
Discourtesy (D)	1688	15%	1850	14%	162	10%
Offensive Language (O)	347	3%	452	3%	105	30%
Total Allegations	11578		13112		1534	13%
Total Complaints	3675		3821		146	4%

The number of allegations in recently received complaints typically grows as the complaints are investigated.

# CCRB Docket

As of the end of October 2017, 87% of active CCRB cases are fewer than five months old, and 98% active cases have been open for fewer than eight months.

**Figure 13: Age of Active Cases Based on Received Date (October 2017)**

	Count	% of Total
Cases 0-4 Months	1195	87.4%
Cases 5-7 Months	143	10.5%
Cases 8-11 Months	21	1.5%
Cases 12-18 Months*	5	0.4%
Cases Over 18 Months**	3	0.2%
<b>Total</b>	<b>1367</b>	<b>100%</b>

\* 12-18 Months: 2 cases that were reopened; 2 cases that were on DA Hold.

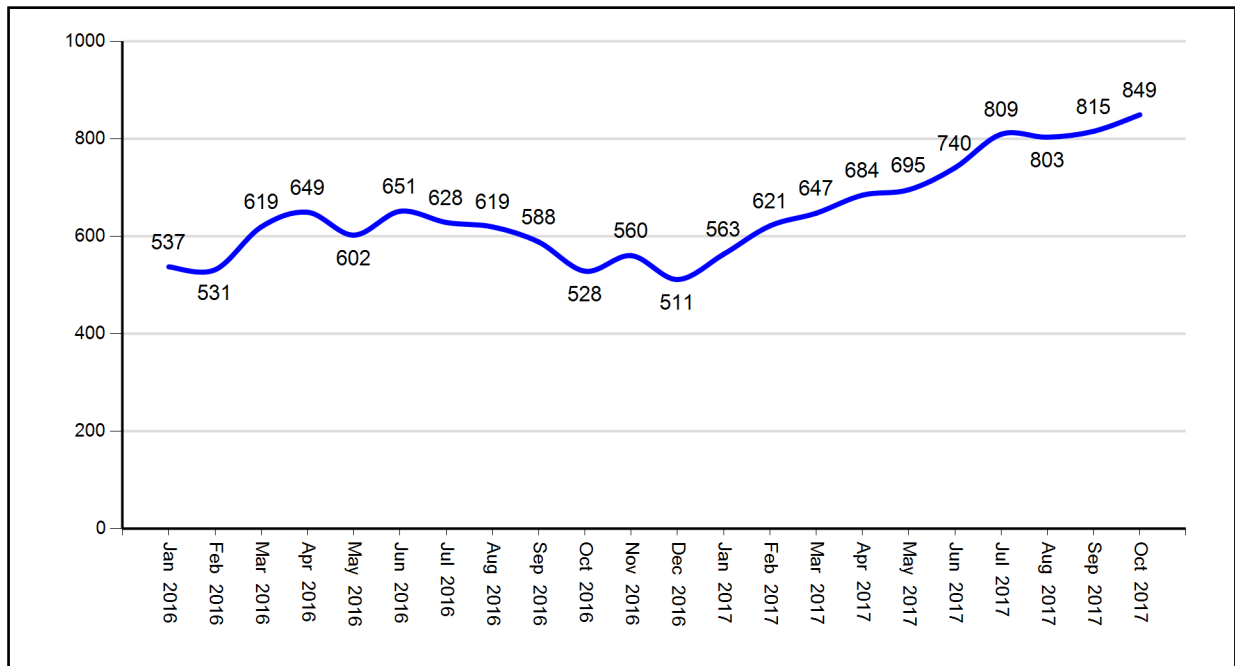
\*\* Over 18 Months: 1 case that was reopened; 2 cases that were on DA Hold.

**Figure 14: Age of Active Cases Based on Incident Date (October 2017)**

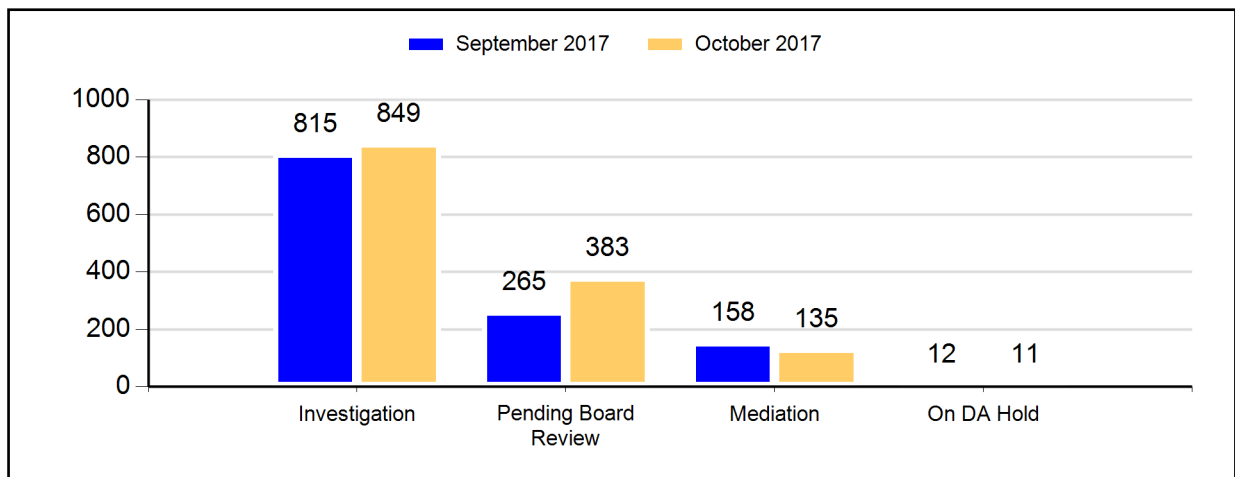
	Count	% of Total
Cases 0-4 Months	1101	80.5%
Cases 5-7 Months	182	13.3%
Cases 8-11 Months	52	3.8%
Cases 12-18 Months	21	1.5%
Cases Over 18 Months	11	0.8%
<b>Total</b>	<b>1367</b>	<b>100%</b>

An active case is here defined as an investigation; cases in mediation are excluded.

**Figure 15: Number of Active Investigations (January 2016 - October 2017)**



**Figure 16: Open Docket Analysis**



**Figure 17: Open Docket Analysis with % Change**

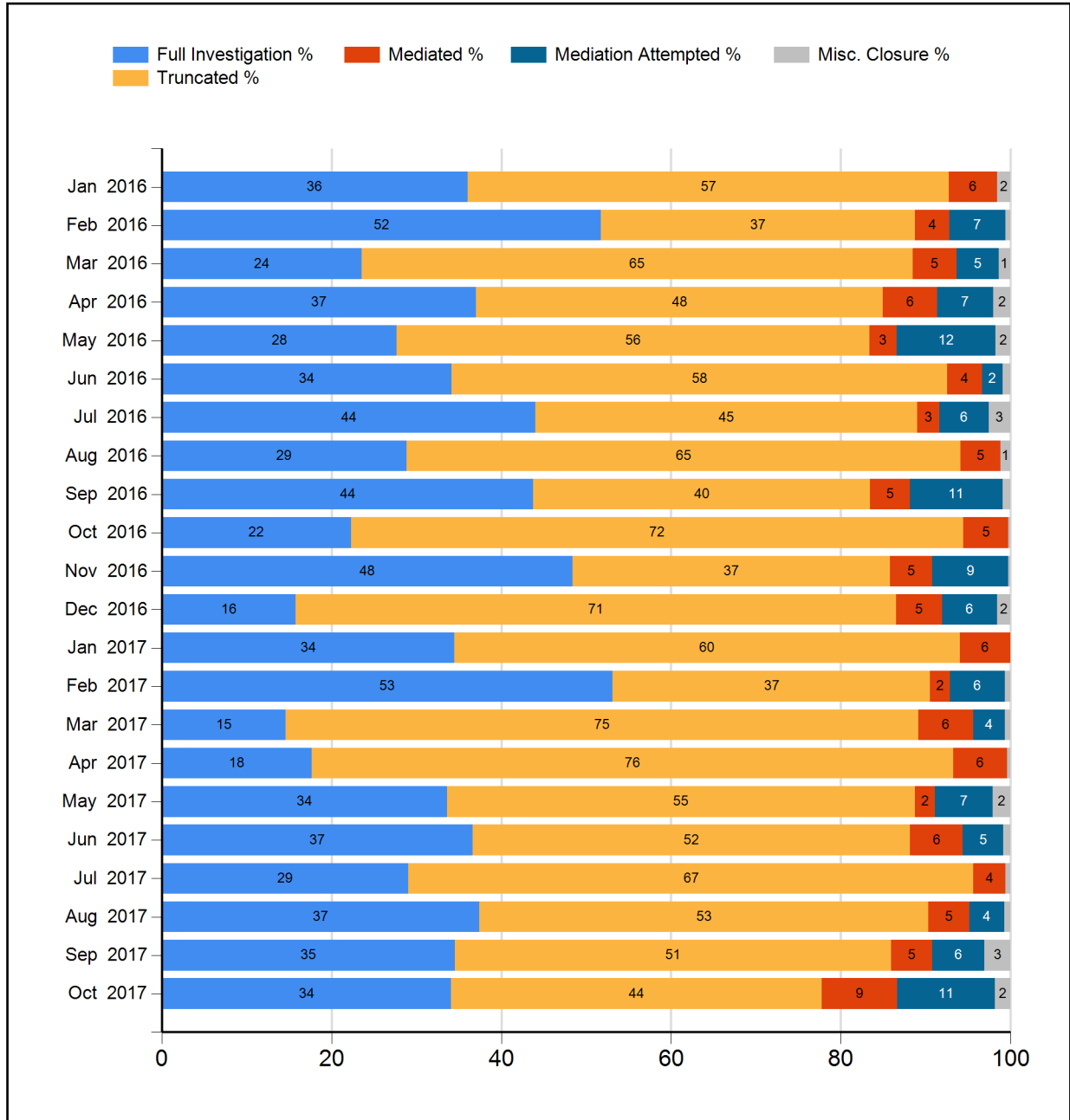
	September 2017		October 2017		Change	% Change
	Count	% of Total	Count	% of Total		
Investigations	815	65%	849	62%	34	4%
Pending Board Review	265	21%	383	28%	118	45%
Mediation	158	13%	135	10%	-23	-15%
On DA Hold	12	1%	11	1%	-1	-8%
Total	1250		1378		128	10%

# Closed Cases

## Resolving Cases

In October 2017, the CCRB fully investigated 34% of the cases it closed, and resolved (fully investigated, mediated or mediation attempted) 54% of the cases it closed.

**Figure 18: Case Resolutions (January 2016 - October 2017) (%)**



## Dispositions

Cases fully investigated by the CCRB generally receive one of five outcomes:

- If the alleged misconduct is found to have occurred, based on the preponderance of the evidence, the allegation is **substantiated**.
- If there is not enough evidence to determine whether or not the alleged misconduct occurred, the allegation is **unsubstantiated**.
- If the preponderance of the evidence suggests that the event or alleged act did not occur, the allegation is **unfounded**.
- If the event did occur, but was not improper by a preponderance of evidence, the allegation is **exonerated**.
- If the CCRB was unable to identify any of the officers accused of misconduct, the case is closed as **officer unidentified**.

Additionally, a case might be **mediated**, with the subject officer and complainant discussing the incident in the presence of a neutral third-party moderator. Finally, a case that cannot be fully investigated due to victim/complainant unavailability or lack of cooperation is **truncated**.

## Case Abstracts

The following case abstracts are taken from complaints closed this month and serve as examples of what the different CCRB dispositions mean in practice:

### 1. Substantiated

Officers approached a vehicle that a man had parked in front of a fire hydrant and used discourteous language when speaking to him and a woman. It is undisputed the man did not roll down his windows immediately as instructed, and that he did not initially provide his identification. The man said he became upset that officers stopped him due to where he parked and alleged that his windows were too dark. Furthermore, the man said officers opened his doors and cursed at him when he did not produce his identification. The officers said they had initially planned to issue the man a citation for his tinted windows, but the situation changed rapidly upon establishing contact with the man and officers ultimately issued a disorderly conduct summons. The woman documented video evidence of the latter part of the incident, which captures an officer using discourteous language towards the man. Although the man was loud and uncooperative, the profanity the officer used was not in the context of a lawful order or otherwise used to control a stressful street encounter. As a result, the Board Substantiated the discourtesy allegation.

### 2. Unsubstantiated

An officer used force when arresting a pregnant woman for allegedly striking her daughter. The woman said she was with her young daughter, who she said she verbally scolded after crossing the street without her. The woman said that officers confronted her about striking her daughter and pushed her in the chest, which caused her to fall against a brick wall. The officers said they witnessed the woman striking her child and approached the woman to arrest her. The officers denied pushing the woman prior to placing handcuffs on her. Relatives of the woman corroborated the woman's allegation that the officer pushed her, but their statements about how the officer pushed her, and when were inconsistent. Medical records indicated that the woman complained of being pushed shortly after the alleged push, but they do not corroborate that the officer did push her. Lacking a preponderance of evidence, the investigation was unable to

determine if the officer pushed the woman and the Board Unsubstantiated the force allegation.

### **3. Unfounded**

A man alleged an officer used physical force to arrest him for shoplifting. The man admitted that he entered a store to shoplift items. After an employee discovered his actions, the man said he exited the store with the intention to flee, and noticed a man following him in civilian clothes who kicked his legs from underneath him. The officer, who was off duty then but invoked his authority as a police officer and identified himself, does not remember how he and the man ended up on the ground, or if kicked the man's legs to take him down. Video evidence depicts that rain was falling on the incident date and shows that the officer attempted to apprehend the man, who successfully escaped the officer's hold multiple times. When the officer grabbed the man the final time, both individuals fell to the ground concurrently. Given that the video depicts the officer and the man falling to the ground simultaneously, which would be inconsistent with the man's legs being kicked, the investigation determined that the officer did not sweep the man's legs to the ground. As a result, the Board recommended the allegation be closed as Unfounded.

### **4. Exonerated**

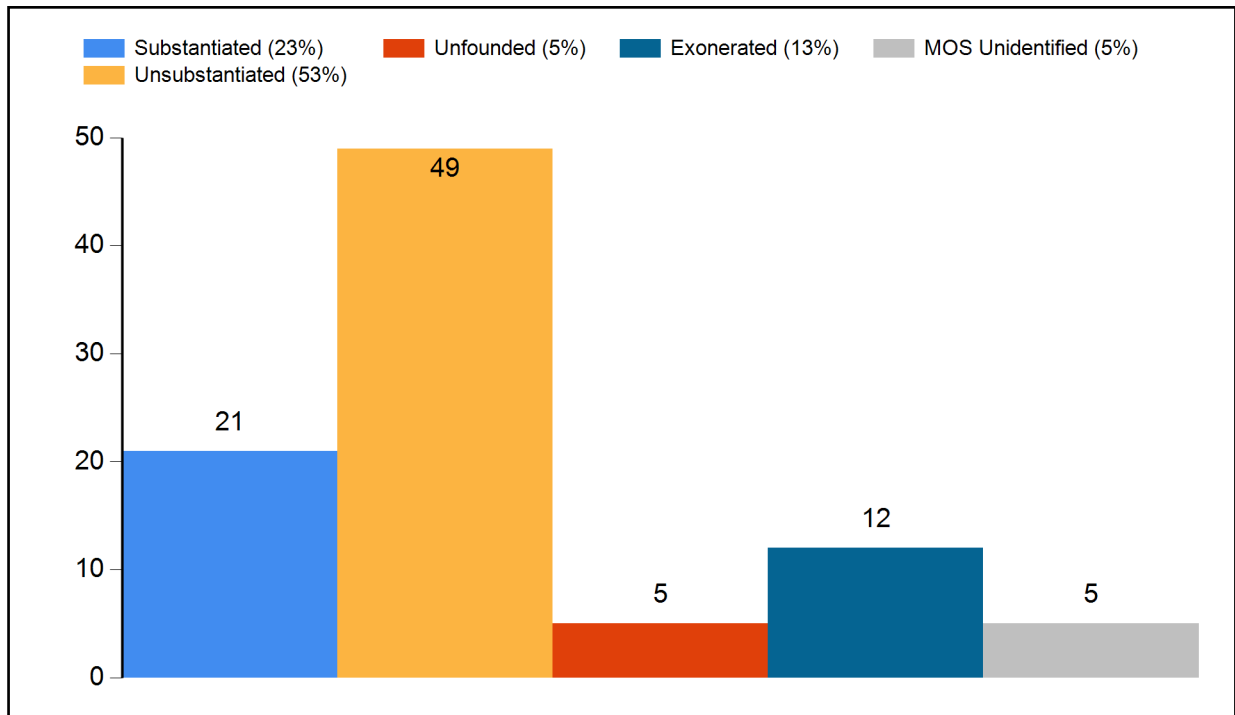
Officers conducted a vehicle stop on a man who was double parked. The man stated he was parked in the street waiting to pick up a sick relative to drive to the hospital when officers stopped his vehicle. The officers took the man's license and registration and later released the man without writing him a summons. The officers stated they drove past the parked vehicle and observed a window tint that did not allow them to see inside the car. Turning around, the officers stopped the car to investigate because it was double parked and they could not see inside. When the officers determined everything was alright they admonished the man for double parking and released him without writing a summons. From the description provided by the man and the consistent testimony of the officers, the investigation determined the man was double parked and in violation of the law. Because the officers were determined to have acted within their authority the Board Exonerated the vehicle stop allegations.

### **5. Officer Unidentified**

An officer in a marked police vehicle used discourteous language when a man's vehicle was on the road following a traffic accident. The man said an officer used the loud speaker of a marked police vehicle to say "Move this shit off the highway" following a traffic accident. The man did not have any further interaction with the officer, who drove away before the man could get any additional information. Due to a lack of additional documentation, the investigation was unable to identify the subject officer and the Board closed the allegations as Officer Unidentified.

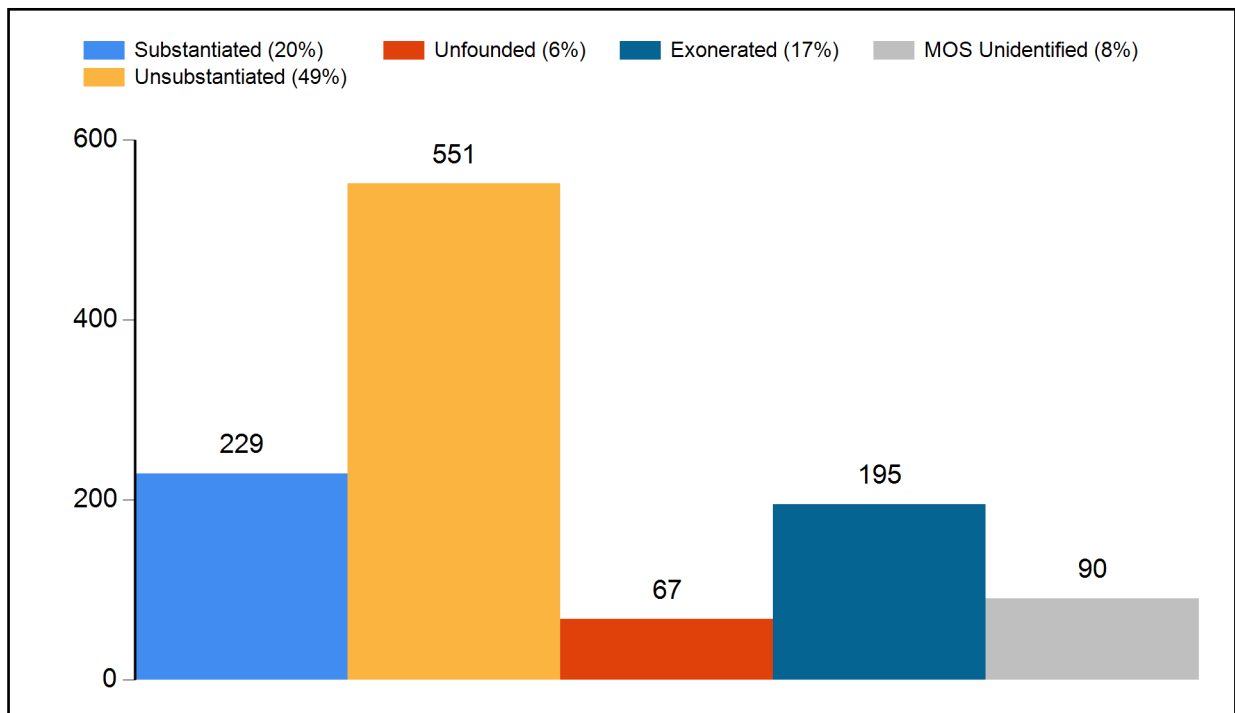
## Dispositions - Full Investigations

Figure 19: Disposition Counts of Full Investigations (October 2017)



Due to the reconsideration process, counts are subject to change.

Figure 20: Disposition Counts of Full Investigations (YTD 2017)



Due to the reconsideration process, counts are subject to change.



## Dispositions - All CCRB Cases

In addition to full investigations, CCRB cases can also be closed through mediation and truncation. The following table lists all the CCRB case closures for the current month and year-to-date.

**Figure 21: Disposition of Cases (2016 vs 2017)**

	Oct 2016		Oct 2017		YTD 2016		YTD 2017	
<b>Full Investigations</b>	Count	% of Total	Count	% of Total	Count	% of Total	Count	% of Total
Substantiated	16	18%	21	23%	304	24%	229	20%
Exonerated	17	19%	12	13%	212	17%	195	17%
Unfounded	6	7%	5	5%	121	9%	67	6%
Unsubstantiated	41	47%	49	53%	567	44%	551	49%
MOS Unidentified	8	9%	5	5%	77	6%	90	8%
<b>Total - Full Investigations</b>	<b>88</b>		<b>92</b>		<b>1281</b>		<b>1132</b>	
<b>Mediation Closures</b>	Count	% of Total	Count	% of Total	Count	% of Total	Count	% of Total
Mediated	21	100%	24	44%	172	50%	165	52%
Mediation Attempted	0	0%	31	56%	173	50%	153	48%
<b>Total - ADR Closures</b>	<b>21</b>		<b>55</b>		<b>345</b>		<b>318</b>	
<b>Resolved Case Total</b>	<b>109</b>	<b>28%</b>	<b>147</b>	<b>54%</b>	<b>1626</b>	<b>44%</b>	<b>1450</b>	<b>43%</b>
<b>Truncations / Other Closures</b>	Count	% of Total	Count	% of Total	Count	% of Total	Count	% of Total
Complaint withdrawn	51	18%	28	23%	389	18%	441	23%
Complainant/Victim/Witness uncooperative	183	64%	58	47%	1294	61%	1047	55%
Complainant/Victim/Witness unavailable	47	16%	21	17%	340	16%	298	16%
Victim unidentified	4	1%	2	2%	35	2%	29	2%
Closed - Pending Litigation*	0	0%	9	7%	0	0%	39	2%
Miscellaneous	0	0%	3	2%	3	0%	7	0%
Administrative closure**	1	0%	2	2%	45	2%	32	2%
<b>Total - Other Case Dispositions</b>	<b>286</b>		<b>123</b>		<b>2106</b>		<b>1893</b>	
<b>Total - Closed Cases</b>	<b>395</b>		<b>270</b>		<b>3732</b>		<b>3343</b>	

\* Closed - Pending Litigation is a truncation category added in August 2017. It indicates that the complaint was truncated due to the complainant/victim's attorney.

\*\*Administrative closure is a special category that deals with NYPD's Internal Affairs Bureau-referred cases or spin off cases with no complainant/victim, and in which CCRB attempts to locate or identify a complainant/victim has yielded no results.

## Dispositions - FADO Allegations

“Allegations” are different than “cases.” A case or complaint is based on an incident and may contain one or more allegations of police misconduct. The allegation substantiation rate is 11% for the month of October 2017, and the allegation substantiation rate is 11% year-to-date. The type of allegation the CCRB is most likely to substantiate is Abuse of Authority – substantiating 11% of such allegations during October 2017, and 15% for the year.

**Figure 22: Disposition of Allegations (2016 vs 2017)**

	Oct 2016		Oct 2017		YTD 2016		YTD 2017	
<b>Fully Investigated Allegations</b>	Count	%of Total	Count	%of Total	Count	%of Total	Count	%of Total
Substantiated	47	12%	53	11%	784	14%	570	11%
Unsubstantiated	180	46%	224	44%	2245	40%	2051	41%
Unfounded	30	8%	41	8%	539	10%	388	8%
Exonerated	103	26%	130	26%	1565	28%	1420	28%
MOS Unidentified	34	9%	56	11%	534	9%	600	12%
Total - Full Investigations	394		504		5667		5029	
<b>Mediation Closures</b>	Count	%of Total	Count	%of Total	Count	%of Total	Count	%of Total
Mediated	40	100%	73	52%	385	48%	369	53%
Mediation Attempted	0	0%	67	48%	416	52%	328	47%
Total - ADR Closures	40		140		801		697	
<b>Truncations / Other Closures</b>	Count	%of Total	Count	%of Total	Count	%of Total	Count	%of Total
Complaint withdrawn	108	16%	62	21%	749	15%	959	21%
Complainant/Victim/Witness uncooperative	449	68%	153	52%	3376	67%	2872	62%
Complainant/Victim/Witness unavailable	85	13%	37	13%	723	14%	592	13%
Victim unidentified	18	3%	13	4%	89	2%	74	2%
Closed - Pending Litigation	0	0%	18	6%	0	0%	88	2%
Miscellaneous	1	0%	7	2%	21	0%	23	0%
Administrative closure	2	0%	4	1%	74	1%	47	1%
Total - Other Case Dispositions	663		294		5032		4655	
<b>Total - Closed Allegations</b>	1097		938		11502		10381	

**Figure 23: Disposition of Allegations By FADO Category (October 2017)**

	Substantiated	Unsubstantiated	Exonerated	Unfounded	Officers Unidentified	Total
Force	15 15%	33 32%	34 33%	7 7%	14 14%	103 100%
Abuse of Authority	32 11%	108 38%	96 34%	16 6%	31 11%	283 100%
Discourtesy	4 4%	72 81%	0 0%	7 8%	6 7%	89 100%
Offensive Language	2 7%	11 38%	0 0%	11 38%	5 17%	29 100%
Total	53 11%	224 44%	130 26%	41 8%	56 11%	504 100%

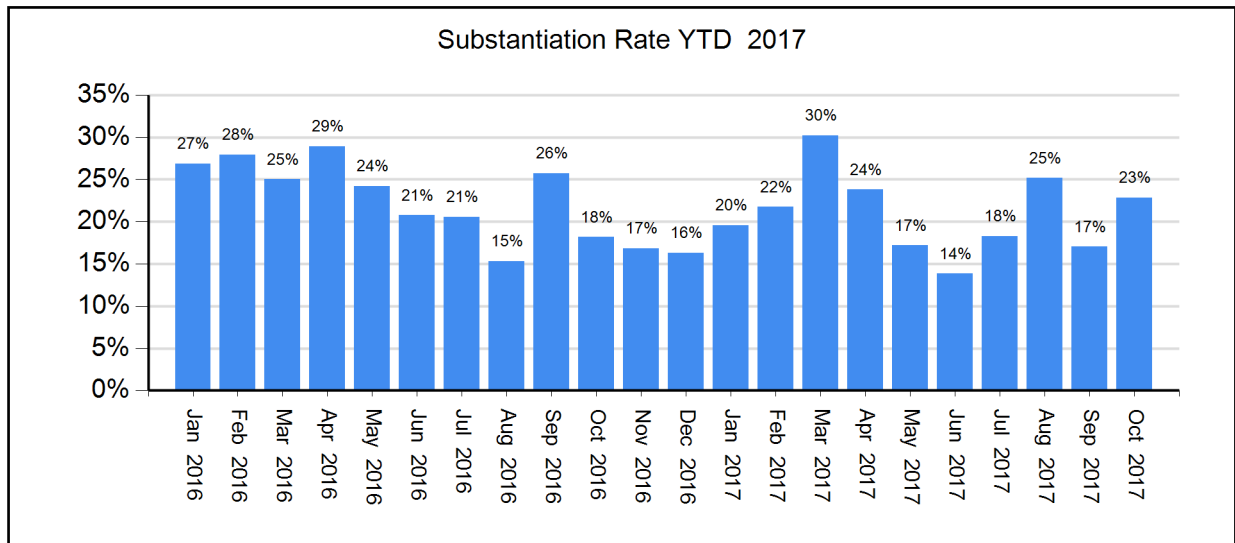
**Figure 24: Disposition of Allegations By FADO Category (YTD 2017)**

	Substantiated	Unsubstantiated	Exonerated	Unfounded	Officers Unidentified	Total
Force	69 6%	392 33%	441 37%	169 14%	132 11%	1203 100%
Abuse of Authority	435 15%	1049 36%	960 33%	124 4%	334 12%	2902 100%
Discourtesy	55 7%	510 68%	19 3%	63 8%	98 13%	745 100%
Offensive Language	11 7%	100 60%	0 0%	32 19%	23 14%	166 100%
Total	570 11%	2051 41%	1420 28%	388 8%	587 12%	5016 100%

## Substantiation Rates

The October 2017 case substantiation rate was 23%.

**Figure 25: Percentage of Cases Substantiated (January 2016 - October 2017)**

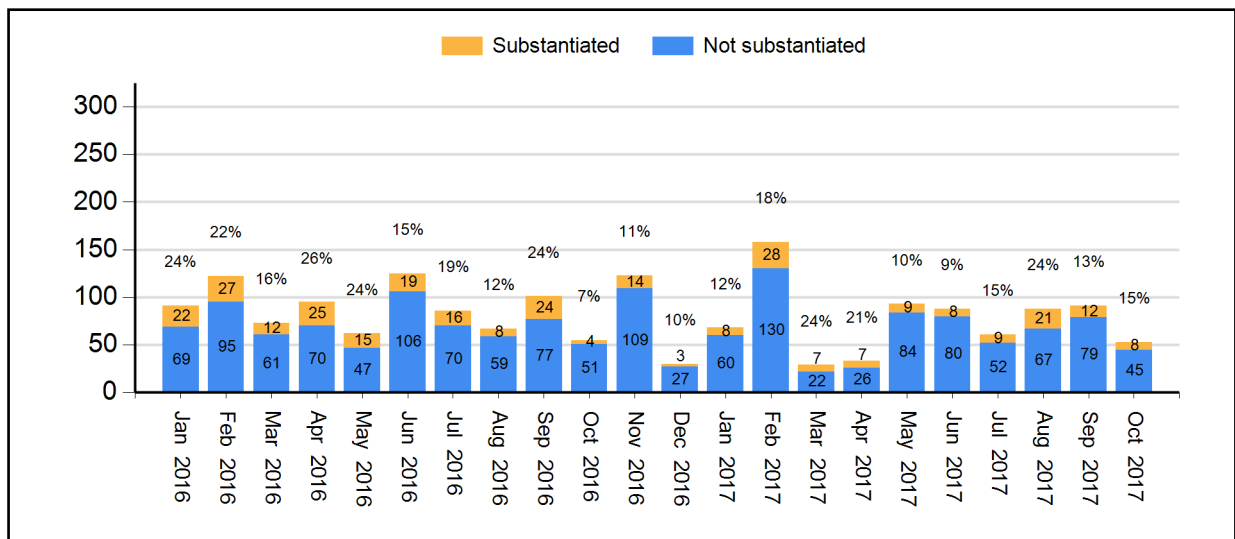


Due to the reconsideration process, counts are subject to change.

## Substantiation Rates and Video

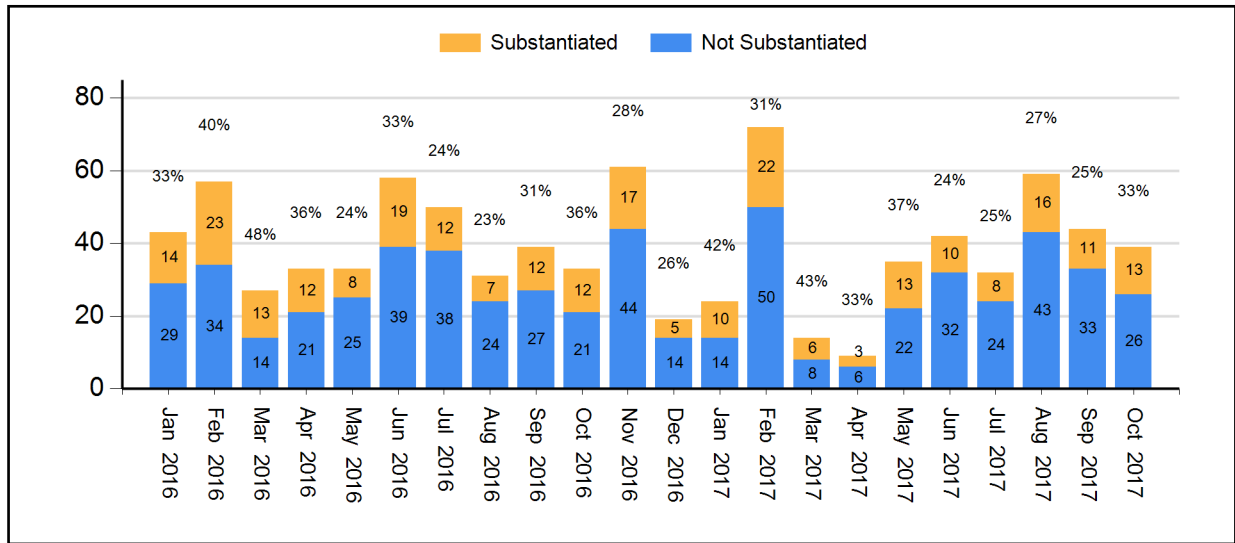
In general, investigations relying on video evidence from security cameras or personal devices result in much higher substantiation rates.

**Figure 26: Substantiation Rates for Full Investigations without Video (Jan 2017 - Oct 2017)**  
(% substantiated shown)



Due to the reconsideration process, counts are subject to change.

**Figure 27: Substantiation Rates for Full Investigations with Video (Jan 2017 - Oct 2017)**  
 (% substantiated shown)



Due to the reconsideration process, counts are subject to change.

## Board Discipline Recommendations for Substantiated Complaints

After a CCRB investigative team has completed its investigation and recommended the substantiation of a complaint against an officer, a panel of three Board members determines whether to substantiate the allegation and make a disciplinary recommendation.

- “Charges and Specifications” are the most severe form of discipline. A decision to assign Charges commences a process that may result in an administrative trial in the NYPD Trial Room. An officer may lose vacation days, be suspended, or be terminated from the Department if the officer is found guilty.
- “Instructions” or “Formalized Training” are the least severe discipline, often recommended for officers who misunderstand a policy. This determination results in training at the command level (Instructions) or training at the Police Academy or NYPD Legal Bureau (Formalized Training).
- “Command Discipline” is recommended for misconduct that is moderately serious, but does not rise to the level of that associated with Charges. An officer can lose up to ten vacation days as a result of a Command Discipline.
- When the Board has recommended Instructions, Formalized Training or Command Discipline, the case is sent to the NYPD Commissioner to impose training and/or other penalties. Cases where the Board recommends charges are prosecuted by the CCRB’s Administrative Prosecution Unit.

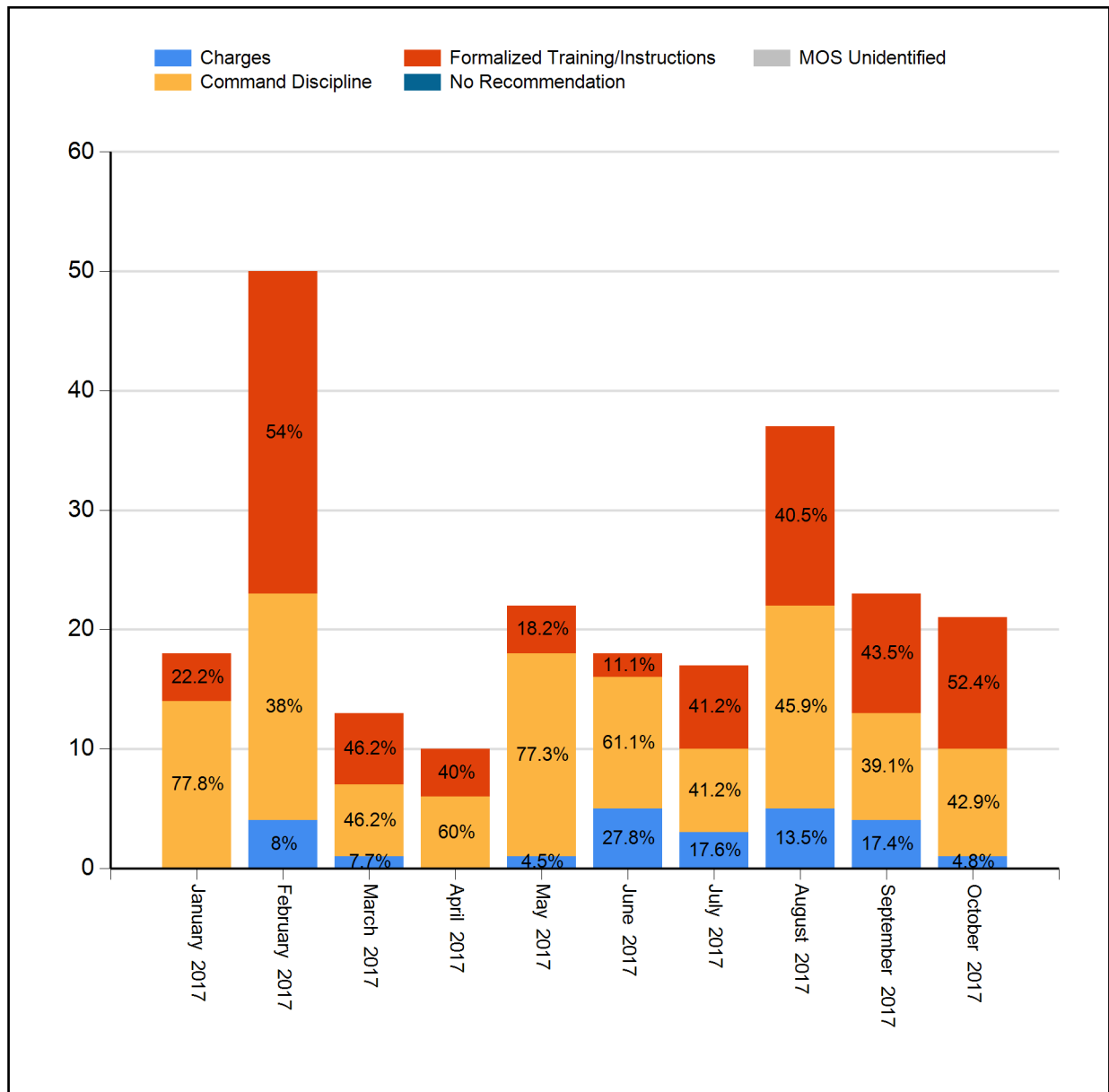
**Figure 28: Board Discipline Recommendations For Substantiated Complaints\***  
(Oct 2016, Oct 2017, YTD 2016, YTD 2017)

Disposition	October 2016		October 2017		YTD 2016		YTD 2017	
	Count	%of Total	Count	%of Total	Count	%of Total	Count	%of Total
Charges	2	12%	1	5%	38	12%	24	10%
Command Discipline	6	38%	9	43%	134	44%	115	50%
Formalized Training	5	31%	4	19%	115	38%	51	22%
Instructions	3	19%	7	33%	17	6%	39	17%
MOS Unidentified	0	0%	0	0%	0	0%	0	0%
Total	16		21		304		229	

Due to the reconsideration process, counts are subject to change.

\* A complaint containing a number of substantiated allegations against a number of different officers will typically generate a variety of different disciplinary recommendations. To determine the disciplinary recommendation associated with the complaint as a whole, the CCRB uses the most severe disciplinary recommendation made. The order of severity is: 1) Charges 2) Command Discipline 3) Formalized Training 4) Instructions.

**Figure 29: Board Discipline Recommendations For Substantiated Complaints\* (2017)**



Due to the reconsideration process, counts are subject to change.

\* A complaint containing a number of substantiated allegations against a number of different officers will typically generate a variety of different disciplinary recommendations. To determine the disciplinary recommendation associated with the complaint as a whole, the CCRB uses the most severe disciplinary recommendation made. The order of severity is: 1) Charges 2) Command Discipline 3) Formalized Training 4) Instructions.

## Board Discipline Recommendations for Officers with Substantiated Allegations

A substantiated CCRB complaint may generate multiple substantiated allegations against multiple officers. Each substantiated allegation will carry its own discipline recommendation from the CCRB Board.

The following table presents the number of officers against whom discipline recommendations have been made as a result of a substantiated CCRB complaint. Where there are multiple substantiated allegations with multiple disciplinary recommendations for an officer in a complaint, the most severe disciplinary recommendation is used to determine the overall recommendation for that officer.

**Figure 30: Board Discipline Recommendations for Officers with Substantiated Allegations\***  
(Oct 2016, Oct 2017, YTD 2016, YTD 2017)

Disposition	October 2016		October 2017		YTD 2016		YTD 2017	
	Count	%of Total	Count	%of Total	Count	%of Total	Count	%of Total
Charges	2	7.7%	1	4%	55	11.9%	31	9.7%
Command Discipline	9	34.6%	12	48%	203	44%	167	52.5%
Formalized Training	12	46.2%	4	16%	182	39.5%	70	22%
Instructions	3	11.5%	8	32%	21	4.6%	50	15.7%
MOS Unidentified	0	0%	0	0%	0	0%	0	0%
Total	26		25		461		318	

Due to the reconsideration process, counts are subject to change.

\* The counts in this table reflect the number of distinct MOS with a substantiated allegation in each complaint.



**Figure 31: Substantiated Allegations By Borough and NYPD Precinct (October 2017)**

The figures in this table reflect all substantiated allegations for each MOS.

Board Disposition	FADO Category	Allegation	Precinct of Occurrence	Borough of Occurrence
Substantiated (Command Lvl Instructions)	Abuse of Authority	Premises entered and/or searched	30	Manhattan
Substantiated (Command Lvl Instructions)	Abuse of Authority	Other	30	Manhattan
Substantiated (Command Discipline B)	Abuse of Authority	Threat of arrest	32	Manhattan
Substantiated (Command Discipline A)	Abuse of Authority	Threat of force (verbal or physical)	32	Manhattan
Substantiated (Command Discipline B)	Abuse of Authority	Interference with recording	32	Manhattan
Substantiated (Command Discipline A)	Discourtesy	Word	32	Manhattan
Substantiated (Command Discipline A)	Force	Physical force	32	Manhattan
Substantiated (Command Lvl Instructions)	Abuse of Authority	Premises entered and/or searched	41	Bronx
Substantiated (Command Discipline A)	Discourtesy	Word	41	Bronx
Substantiated (Command Discipline A)	Force	Physical force	41	Bronx
Substantiated (Formalized Training)	Discourtesy	Word	43	Bronx
Substantiated (Formalized Training)	Offensive Language	Race	43	Bronx
Substantiated (Formalized Training)	Offensive Language	Sexual orientation	43	Bronx
Substantiated (Formalized Training)	Abuse of Authority	Premises entered and/or searched	46	Bronx
Substantiated (Charges)	Abuse of Authority	Threat of force (verbal or physical)	48	Bronx
Substantiated (Charges)	Abuse of Authority	Threat of force (verbal or physical)	48	Bronx
Substantiated (Charges)	Abuse of Authority	Threat of force (verbal or physical)	48	Bronx
Substantiated (Charges)	Abuse of Authority	Threat of force (verbal or physical)	48	Bronx
Substantiated (Charges)	Abuse of Authority	Threat of force (verbal or physical)	48	Bronx
Substantiated (Charges)	Force	Nightstick as club (incl asp & baton)	48	Bronx
Substantiated (Charges)	Force	Nightstick as club (incl asp & baton)	48	Bronx
Substantiated (Charges)	Force	Nightstick as club (incl asp & baton)	48	Bronx
Substantiated (Charges)	Force	Nightstick as club (incl asp & baton)	48	Bronx
Substantiated (Charges)	Force	Physical force	48	Bronx
Substantiated (Formalized Training)	Abuse of Authority	Threat of force (verbal or physical)	52	Bronx
Substantiated (Command Lvl Instructions)	Abuse of Authority	Question	52	Bronx
Substantiated (Command Lvl Instructions)	Abuse of Authority	Other	63	Brooklyn
Substantiated (Command Lvl Instructions)	Abuse of Authority	Other	63	Brooklyn
Substantiated (Command Lvl Instructions)	Discourtesy	Word	63	Brooklyn
Substantiated (Command Discipline A)	Abuse of Authority	Vehicle search	67	Brooklyn
Substantiated (Command Discipline B)	Abuse of Authority	Property damaged	67	Brooklyn
Substantiated (Command Discipline A)	Abuse of Authority	Frisk	67	Brooklyn
Substantiated (Command Discipline B)	Abuse of Authority	Interference with recording	67	Brooklyn
Substantiated (Command Discipline B)	Abuse of Authority	Interference with recording	67	Brooklyn
Substantiated (Command Discipline B)	Abuse of Authority	Interference with recording	67	Brooklyn
Substantiated (Command Discipline B)	Force	Nightstick as club (incl asp & baton)	67	Brooklyn
Substantiated (Command Discipline B)	Force	Nightstick as club (incl asp & baton)	67	Brooklyn
Substantiated (Command Discipline B)	Force	Nightstick as club (incl asp & baton)	67	Brooklyn
Substantiated (Command Discipline B)	Force	Nightstick as club (incl asp & baton)	67	Brooklyn
Substantiated (Command Discipline B)	Force	Physical force	67	Brooklyn

<b>Board Disposition</b>	<b>FADO Category</b>	<b>Allegation</b>	<b>Precinct of Occurrence</b>	<b>Borough of Occurrence</b>
Substantiated (Command Discipline A)	Force	Physical force	67	Brooklyn
Substantiated (Command Discipline B)	Force	Physical force	67	Brooklyn
Substantiated (Command Lvl Instructions)	Abuse of Authority	Refusal to process civilian complaint	71	Brooklyn
Substantiated (Command Lvl Instructions)	Abuse of Authority	Refusal to process civilian complaint	78	Brooklyn
Substantiated (Command Discipline B)	Abuse of Authority	Premises entered and/or searched	102	Queens
Substantiated (Command Discipline B)	Abuse of Authority	Premises entered and/or searched	102	Queens
Substantiated (Command Discipline B)	Abuse of Authority	Other	102	Queens
Substantiated (Command Discipline B)	Abuse of Authority	Other	102	Queens
Substantiated (Command Discipline B)	Abuse of Authority	Stop	102	Queens
Substantiated (Command Discipline B)	Abuse of Authority	Question	102	Queens
Substantiated (Command Discipline A)	Abuse of Authority	Premises entered and/or searched	105	Outside NYC
Substantiated (Command Discipline A)	Abuse of Authority	Premises entered and/or searched	105	Outside NYC
Substantiated (Formalized Training)	Force	Physical force	105	Queens

## Truncations

A “truncation” is a case that is not fully investigated, either because the complainant/victim withdraws the complaint; is uncooperative with the investigation; is not available for the investigative team to interview; or is never identified. The CCRB constantly seeks to lower the number of truncations.

**Figure 32: Truncated Allegations (October 2017)**

	Withdrawn	Uncooperative	Unavailable	Civilian Unidentified	Pending Litigation*	Total
Force	9	24	19	4	9	65
Abuse of Authority	43	95	11	8	9	166
Discourtesy	10	27	6	0	0	43
Offensive Language	0	7	1	1	0	9
<b>Total</b>	62	153	37	13	18	283

**Figure 33: Truncated CCRB Complaints (October 2017)**

	Withdrawn	Uncooperative	Unavailable	Civilian Unidentified	Pending Litigation*	Total
<b>Total</b>	28	58	21	2	9	118

**Figure 34: Truncated Allegations (YTD 2017)**

	Withdrawn	Uncooperative	Unavailable	Civilian Unidentified	Pending Litigation*	Total
Force	235	658	205	21	54	1173
Abuse of Authority	554	1680	296	37	30	2597
Discourtesy	144	421	67	9	3	644
Offensive Language	26	113	24	7	1	171
<b>Total</b>	959	2872	592	74	88	4585

**Figure 35: Truncated CCRB Complaints (YTD 2017)**

	Withdrawn	Uncooperative	Unavailable	Civilian Unidentified	Pending Litigation*	Total
<b>Total</b>	441	1047	298	29	39	1854

\*Pending Litigation is a truncation category added in August 2017. It indicates that the complaint was truncated due to the complainant/victim's attorney.

## Complaints Against Officers Assigned to Police Service Areas

The Police Service Areas (PSA) are commands that police New York City Housing Developments throughout the five boroughs. PSA complaints are defined as complaints that contain at least one FADO allegation against an officer assigned to a PSA command.

**Figure 36: PSA Complaints Closed as % of Total Complaints Closed**

	Oct 2016	Oct 2017	YTD 2016	YTD 2017
PSA Complaints	9	13	143	142
Total Complaints	395	270	3732	3343
PSA Complaints as % of Total	2.3%	4.8%	3.8%	4.2%

A single PSA complaint may contain allegations against multiple officers assigned to multiple PSA commands. The following table breaks out the different PSAs and shows the number of officers assigned to each PSA against whom FADO allegations have been made.

**Figure 37: Closed Complaints Against Officers Assigned to a PSA**

	Oct 2016	Oct 2017	YTD 2016	YTD 2017
PSA 1	1	2	30	30
PSA 2	2	0	33	27
PSA 3	0	1	18	26
PSA 4	0	2	36	10
PSA 5	2	2	17	34
PSA 6	0	4	23	24
PSA 7	7	4	42	61
PSA 8	4	5	22	25
PSA 9	0	1	14	17
Total	16	21	235	254

Complaints typically contain more than one allegation. The following table shows the allegations made against officers assigned to PSA commands broken out by FADO type.

**Figure 38: Closed Allegations Against Officers Assigned to a PSA by FADO Type**

	Oct 2016		Oct 2017		YTD 2016		YTD 2017	
	Count	% of Total	Count	% of Total	Count	% of Total	Count	% of Total
Force (F)	9	41%	6	22%	112	35%	91	27%
Abuse of Authority (A)	7	32%	14	52%	146	45%	180	53%
Discourtesy (D)	5	23%	4	15%	53	16%	54	16%
Offensive Language (O)	1	5%	3	11%	12	4%	15	4%
Total	22	101%	27	100%	323	100%	340	100%

## Dispositions of Officers Assigned to PSAs

The following tables show the Board disposition of officers assigned to a PSA with a FADO allegation made against them.

**Figure 39: Disposition of PSA Officers (2016 vs 2017)**

	Oct 2016		Oct 2017		YTD 2016		YTD 2017	
<b>Full Investigations</b>	Count	%of Total	Count	%of Total	Count	%of Total	Count	%of Total
Substantiated	2	40%	0	0%	24	20%	34	24%
Exonerated	0	0%	4	36%	35	29%	49	34%
Unfounded	0	0%	1	9%	13	11%	2	1%
Unsubstantiated	3	60%	6	55%	50	41%	59	41%
MOS Unidentified	0	0%	0	0%	0	0%	0	0%
<b>Total - Full Investigations</b>	<b>5</b>		<b>11</b>		<b>122</b>		<b>144</b>	
<b>Mediation Closures</b>	Count	%of Total	Count	%of Total	Count	%of Total	Count	%of Total
Mediated	0	0%	0	0%	5	17%	11	33%
Mediation Attempted	0	0%	4	100%	25	83%	22	67%
<b>Total - ADR Closures</b>	<b>0</b>		<b>4</b>		<b>30</b>		<b>33</b>	
<b>Resolved Case Total</b>	<b>5</b>	<b>31%</b>	<b>15</b>	<b>71%</b>	<b>152</b>	<b>65%</b>	<b>177</b>	<b>70%</b>
<b>Truncations / Other Closures</b>	Count	%of Total	Count	%of Total	Count	%of Total	Count	%of Total
Complaint withdrawn	0	0%	0	0%	7	8%	13	17%
Complainant/Victim/Witness uncooperative	9	82%	3	50%	62	75%	48	62%
Complainant/Victim/Witness unavailable	2	18%	3	50%	6	7%	10	13%
Victim unidentified	0	0%	0	0%	1	1%	0	0%
Closed - Pending Litigation*	0	0%	0	0%	0	0%	4	5%
Miscellaneous	0	0%	0	0%	2	2%	0	0%
Administrative closure*	0	0%	0	0%	5	6%	2	3%
<b>Total - Other Case Dispositions</b>	<b>11</b>		<b>6</b>		<b>83</b>		<b>77</b>	
<b>Total - Closed Cases</b>	<b>16</b>		<b>21</b>		<b>235</b>		<b>254</b>	

\* Closed - Pending Litigation is a truncation category added in August 2017. It indicates that the complaint was truncated due to the complainant/victim's attorney.

\*\*Administrative closure is a special category that deals with NYPD's Internal Affairs Bureau-referred cases or spin off cases with no complainant/victim, and in which CCRB attempts to locate or identify a complainant/victim has yielded no results.

# Mediation Unit

Whenever mediation between a complainant/victim and subject officer is suitable, it is offered by CCRB investigators. If the complainant/victim and subject officer both agree to participate, a neutral, third-party mediator facilitates a conversation between the parties. “Mediation Attempted” refers to a situation in which an officer agrees to mediate and the complainant becomes unavailable (after the complainant initially agreed to mediation). The chart below indicates the number of mediations and attempted mediations in October and this year.

**Figure 40: Mediated Complaints Closed**

	October 2017			YTD 2017		
	Mediated	Mediation Attempted	Total	Mediated	Mediation Attempted	Total
Mediated Complaints	24	31	55	165	153	318

**Figure 41: Mediated FADO Allegations Closed**

	October 2017			YTD 2017		
	Mediated	Mediation Attempted	Total	Mediated	Mediation Attempted	Total
Force	7	7	14	23	24	47
Abuse of Authority	51	39	90	252	202	454
Discourtesy	14	14	28	81	80	161
Offensive Language	1	7	8	13	22	35
Total	73	67	140	369	328	697

**Figure 42: Mediated Complaints By Borough (October 2017)**

	Mediations
Bronx	5
Brooklyn	9
Manhattan	7
Queens	3
Staten Island	0

**Figure 43: Mediated Allegations By Borough (October 2017)**

	Mediations
Bronx	15
Brooklyn	31
Manhattan	18
Queens	9
Staten Island	0

**Figure 44: Mediated Complaints By Precinct  
(Oct 2017 - YTD 2017)**

Precinct	Oct 2017	YTD 2017	Precinct	Oct 2017	YTD 2017
1	0	2	67	2	7
6	2	3	68	0	1
7	1	2	70	1	2
9	0	1	71	0	1
13	0	1	72	0	2
14	0	2	73	1	4
17	1	1	75	1	7
18	0	6	77	0	3
19	0	3	78	1	1
20	0	1	79	1	4
22	0	1	81	1	6
24	1	2	83	0	2
25	1	5	84	1	3
26	0	1	88	0	2
28	0	3	94	0	2
30	0	2	100	0	1
32	1	5	101	0	3
33	0	1	102	1	4
34	0	1	103	0	3
40	0	1	104	0	1
41	1	2	105	0	3
42	2	3	106	0	1
43	0	2	107	0	2
44	0	3	108	0	1
45	0	3	110	0	4
47	0	3	112	0	1
48	0	1	113	2	3
50	1	4	114	0	4
52	1	5	115	0	2
61	0	2	120	0	1
62	0	1	121	0	2
63	0	1	122	0	2
66	0	5	NA	0	1

**Figure 45: Mediated Allegations By Precinct  
(Oct 2017 - YTD 2017)**

Precinct	Oct 2017	YTD 2017	Precinct	Oct 2017	YTD 2017
1	0	5	67	13	25
6	6	8	68	0	1
7	1	8	70	2	6
9	0	2	71	0	5
13	0	1	72	0	3
14	0	4	73	3	9
17	1	1	75	1	16
18	0	18	77	0	7
19	0	4	78	1	1
20	0	1	79	2	9
22	0	1	81	2	7
24	4	5	83	0	3
25	2	10	84	7	10
26	0	2	88	0	4
28	0	4	94	0	3
30	0	3	100	0	1
32	4	10	101	0	3
33	0	3	102	2	9
34	0	5	103	0	5
40	0	5	104	0	4
41	5	7	105	0	6
42	7	8	106	0	1
43	0	6	107	0	4
44	0	3	108	0	4
45	0	11	110	0	9
47	0	5	112	0	2
48	0	2	113	7	8
50	2	10	114	0	10
52	1	14	115	0	2
61	0	3	120	0	1
62	0	4	121	0	6
63	0	1	122	0	2
66	0	8	NA	0	1

# Administrative Prosecution Unit

The CCRB's Administrative Prosecution Unit (APU) prosecutes police misconduct cases when the Board has recommended charges, in the NYPD Trial Room. The APU is also able to offer pleas to officers who admit guilt rather than going to trial. Following a plea agreement or the conclusion of a disciplinary trial, cases are sent to the Police Commissioner for final penalties.

**Figure 46: Administrative Prosecution Unit Case Closures**

Disposition Category	Prosecution Disposition	Oct 2017	YTD 2017
Disciplinary Action	Not guilty after trial but Discipline Imposed	0	0
	Guilty after trial	3	24
	Trial verdict dismissed by PC, Comm. Disc. A imposed	0	0
	Trial verdict dismissed by PC, Comm. Disc. B imposed	0	0
	Trial verdict dismissed by PC, Formalized Training imposed	0	0
	Trial verdict dismissed by PC, Instructions imposed	0	0
	Trial verdict reversed by PC, Final verdict Guilty	0	0
	Resolved by plea	0	22
	Plea set aside, Comm. Disc. B	0	0
	Plea set aside, Comm. Disc. A	0	0
	Plea set aside, Formalized Training	0	1
	Plea set aside, Instructions	0	1
	*Retained, with discipline	0	4
	<b>Disciplinary Action Total</b>	<b>3</b>	<b>52</b>
No Disciplinary Action	Not guilty after trial	7	32
	Trial verdict reversed by PC, Final verdict Not Guilty	0	1
	Plea set aside, Without discipline	0	3
	**Retained, without discipline	0	3
	Dismissed by APU	0	0
	SOL Expired in APU	0	0
	<b>No Disciplinary Action Total</b>	<b>7</b>	<b>39</b>
Not Adjudicated	Charges not filed	0	0
	Deceased	0	0
	Other	0	1
	***Previously adjudicated, with discipline	0	0
	***Previously adjudicated, without discipline	0	0
	†Reconsidered by CCRB Board	0	3
	Retired	0	0
	SOL Expired prior to APU	0	0
	<b>Not Adjudicated Total</b>	<b>0</b>	<b>4</b>
	<b>Total Closures</b>	<b>10</b>	<b>95</b>

\*Retained cases are those in which the Department kept jurisdiction pursuant to Section 2 of the April 2, 2012 Memorandum of Understanding between the NYPD and the CCRB.

\*\* When the Department keeps jurisdiction pursuant to Section 2 and does not impose any discipline on the officer, it is the equivalent of a category referred to as "Department Unable to Prosecute" (DUP). Cases are referred to as DUP when the department decides that it will not discipline an officer against whom the Board recommended discipline other than charges.

\*\*\* In some cases, the Department conducts its own investigation and prosecution prior to the completion of the CCRB's investigation. In those cases, the APU does not conduct a second prosecution.

† Under the Board's reconsideration process, an officer who has charges recommended as the penalty for a substantiated allegation may have the recommended penalty changed to something other than charges or have the disposition changed to something other than substantiated. In those cases, the APU ceases its prosecution.



# NYPD Discipline

Under the New York City Charter, the Police Commissioner makes the final decision regarding discipline and the outcome of disciplinary trials.

The first chart reflects NYPD-imposed discipline for cases brought by the APU (Charges).

The chart on the following page reflects cases referred to the Police Commissioner where the Board recommended Command Discipline, Formalized Training or Instructions.

**Figure 47: NYPD Discipline Imposed for Adjudicated APU Cases**

<b>Discipline*</b>	<b>October 2017</b>	<b>YTD 2017</b>
Terminated	0	0
Suspension for or loss of vacation time of 31 or more days and/or Dismissal Probation	0	0
Suspension for or loss of vacation time of 21 to 30 days	0	2
Suspension for or loss of vacation time of 11 to 20 days	1	14
Suspension for or loss of vacation time of 1 to 10 days	2	29
Command Discipline B	0	0
Command Discipline A	0	0
Formalized Training**	0	5
Instructions***	0	1
Warned & Admonished/Reprimanded	0	1
<b>Disciplinary Action† Total</b>	<b>3</b>	<b>52</b>
No Disciplinary Action†	7	39
<b>Adjudicated Total</b>	<b>10</b>	<b>91</b>
<b>Discipline Rate</b>	<b>30%</b>	<b>57%</b>
Not Adjudicated† Total	0	4
<b>Total Closures</b>	<b>10</b>	<b>95</b>

\*Where more than one penalty is imposed on a respondent, it is reported under the more severe penalty.

\*\* Formalized training is conducted by the Police Academy, the NYPD Legal Bureau, or other NYPD Unit.

\*\*\* Instructions are conducted at the command level.

† The case closure types that define the "Disciplinary Action", "No Disciplinary Action" and "Not Adjudicated" categories are listed in Figure 43 on the previous page.

**Figure 48: NYPD Discipline Imposed for Non-APU Cases**

<b>Disposition</b>	<b>Disposition Type*</b>	<b>October 2017</b>	<b>YTD 2017</b>
Disciplinary Action	Terminated	0	0
	Suspension for or loss of vacation time of 31 or more days and/or Dismissal Probation	0	0
	Suspension for or loss of vacation time of 21 to 30 days	0	0
	Suspension for or loss of vacation time of 11 to 20 days	0	1
	Suspension for or loss of vacation time of 1 to 10 days	1	1
	Command Discipline B	0	14
	Command Discipline A	7	88
	Formalized Training**	10	101
	Instructions***	5	38
	Warned & admonished/Reprimanded	0	0
	<b>Total</b>	<b>23</b>	<b>243</b>
No Disciplinary Action	Not Guilty	1	1
	Filed ††	2	12
	SOL Expired	0	0
	Department Unable to Prosecute†††	9	72
	<b>Total</b>	<b>12</b>	<b>85</b>
	<b>Discipline Rate</b>	<b>66%</b>	<b>74%</b>
	<b>DUP Rate</b>	<b>26%</b>	<b>22%</b>

\*Where the respondent is found guilty of charges, and the penalty imposed would fall into more than one of the above listed categories, it is reported under the more severe penalty.

\*\* Formalized training is conducted by the Police Academy, the NYPD Legal Bureau, or other NYPD Unit.

\*\*\* Instructions are conducted at the command level.

† This verdict relates to a trial conducted by DAO on a case decided by the Board prior to the activation of the APU.

†† "Filed" is a term used when the police department is not required to take action against the subject officer because the officer has resigned or retired from the department, or has been terminated.

††† When the department decides that it will not discipline an officer against whom the Board recommended discipline other than charges, those cases are referred to as "Department Unable to Prosecute," or DUP.

**Figure 49: NYPD Discipline Imposed for Allegations - Non-APU Cases (October 2017)**

Board Disposition	FADO Type	Allegation	Precinct	Borough	NYPD Discipline
Substantiated (Command Discipline A)	A	Refusal to process civilian complaint	10	Manhattan	Command Discipline A
Substantiated (Command Discipline A)	A	Refusal to process civilian complaint	10	Manhattan	Command Discipline A
Substantiated (Command Lvl Instructions)	D	Word	26	Manhattan	No Discipline
Substantiated (Command Lvl Instructions)	A	Refusal to process civilian complaint	32	Manhattan	Instructions
Substantiated (Formalized Training)	A	Stop	32	Manhattan	Formalized Training
Substantiated (Formalized Training)	A	Stop	32	Manhattan	Formalized Training
Substantiated (Command Discipline B)	F	Physical force	33	Manhattan	No Discipline
Substantiated (Command Discipline B)	F	Other	33	Manhattan	No Discipline
Substantiated (Command Discipline B)	D	Word	33	Manhattan	No Discipline
Substantiated (Formalized Training)	A	Stop	40	Bronx	Formalized Training
Substantiated (Command Discipline A)	D	Word	42	Bronx	Command Discipline A
Substantiated (Command Discipline A)	E	Gender	42	Bronx	Command Discipline A
Substantiated (Command Discipline A)	A	Premises entered and/or searched	43	Bronx	No Discipline
Substantiated (Command Discipline A)	A	Premises entered and/or searched	43	Bronx	Command Discipline A
Substantiated (Command Discipline A)	A	Premises entered and/or searched	43	Bronx	Command Discipline A
Substantiated (Command Discipline A)	A	Premises entered and/or searched	43	Bronx	No Discipline
Substantiated (Command Discipline A)	A	Other	43	Bronx	Command Discipline A
Substantiated (Command Discipline A)	A	Other	43	Bronx	Command Discipline A
Substantiated (Command Discipline A)	D	Word	43	Bronx	Command Discipline A
Substantiated (Command Discipline B)	D	Word	43	Bronx	No Discipline
Substantiated (Command Discipline B)	E	Race	43	Bronx	No Discipline
Substantiated (Command Discipline A)	A	Search (of person)	43	Bronx	No Discipline
Substantiated (Command Discipline A)	A	Search (of person)	43	Bronx	Command Discipline A
Substantiated (Command Discipline A)	A	Search (of person)	43	Bronx	Command Discipline A
Substantiated (Command Discipline A)	A	Search (of person)	43	Bronx	No Discipline
Substantiated (Command Discipline A)	A	Search (of person)	43	Bronx	Command Discipline A
Substantiated (Command Discipline A)	A	Stop	43	Bronx	Command Discipline A
Substantiated (Command Discipline B)	F	Vehicle	44	Bronx	No Discipline
Substantiated (Command Discipline B)	A	Strip-searched	46	Bronx	Command Discipline A
Substantiated (Command Discipline B)	A	Stop	46	Bronx	Command Discipline A
Substantiated (Command Discipline B)	A	Question	46	Bronx	Command Discipline A

<b>Board Disposition</b>	<b>FADO Type</b>	<b>Allegation</b>	<b>Precinct</b>	<b>Borough</b>	<b>NYPD Discipline</b>
Substantiated (Command Discipline B)	A	Frisk	60	Brooklyn	No Discipline
Substantiated (Command Discipline B)	A	Search (of person)	60	Brooklyn	No Discipline
Substantiated (Command Discipline A)	F	Physical force	67	Brooklyn	Command Discipline A
Substantiated (Command Discipline A)	D	Word	67	Brooklyn	Command Discipline A
Substantiated (Command Discipline A)	A	Frisk	67	Brooklyn	Command Discipline A
Substantiated (Command Lvl Instructions)	A	Premises entered and/or searched	71	Brooklyn	Formalized Training
Substantiated (Command Lvl Instructions)	A	Premises entered and/or searched	71	Brooklyn	Formalized Training
Substantiated (Command Discipline B)	F	Pepper spray	73	Brooklyn	Forfeit vacation 5 days
Substantiated (Formalized Training)	A	Frisk	73	Brooklyn	Formalized Training
Substantiated (Command Lvl Instructions)	A	Question	75	Brooklyn	Instructions
Substantiated (Command Discipline A)	A	Vehicle search	77	Brooklyn	No Discipline
Substantiated (Formalized Training)	A	Frisk	77	Brooklyn	Formalized Training
Substantiated (Command Lvl Instructions)	A	Refusal to provide name/shield number	79	Brooklyn	Instructions
Substantiated (Command Discipline A)	F	Physical force	100	Queens	No Discipline
Substantiated (Command Discipline A)	A	Retaliatory summons	105	Queens	No Discipline
Substantiated (Command Discipline A)	D	Word	105	Queens	No Discipline
Substantiated (Command Discipline A)	A	Stop	105	Queens	No Discipline
Substantiated (Command Discipline A)	A	Stop	105	Queens	No Discipline
Substantiated (Formalized Training)	A	Refusal to provide name/shield number	107	Queens	Instructions
Substantiated (Formalized Training)	A	Vehicle search	110	Queens	Formalized Training
Substantiated (Formalized Training)	A	Frisk	110	Queens	Formalized Training
Substantiated (Formalized Training)	A	Stop	110	Queens	No Discipline
Substantiated (Formalized Training)	A	Stop	110	Queens	No Discipline
Substantiated (Formalized Training)	A	Stop	110	Queens	No Discipline
Substantiated (Command Lvl Instructions)	D	Word	115	Queens	Instructions
Substantiated (Command Lvl Instructions)	D	Action	115	Queens	Instructions
Substantiated (Formalized Training)	A	Stop	121	Staten Island	Formalized Training
Substantiated (Formalized Training)	A	Stop	121	Staten Island	Formalized Training

**Figure 50: NYPD Discipline Imposed for Allegations - APU Adjudicated Cases (October 2017)**

Board Disposition	FADO Type	Allegation	Precinct	Borough	NYPD Discipline
Substantiated (Charges)	F	Chokehold	40	Bronx	No Discipline ( Not guilty after trial)
Substantiated (Charges)	F	Physical force	40	Bronx	Forfeit vacation 5 day(s)
Substantiated (Charges)	F	Other	40	Bronx	No Discipline ( Not guilty after trial)
Substantiated (Charges)	F	Physical force	44	Bronx	No Discipline ( Not guilty after trial)
Substantiated (Charges)	A	Threat of arrest	44	Bronx	No Discipline ( Not guilty after trial)
Substantiated (Charges)	D	Word	44	Bronx	No Discipline ( Not guilty after trial)
Substantiated (Charges)	O	Gender	44	Bronx	No Discipline ( Not guilty after trial)
Substantiated (Charges)	F	Nonlethal restraining device	48	Bronx	No Discipline ( Not guilty after trial)
Substantiated (Charges)	F	Physical force	52	Bronx	Forfeit vacation 15 day(s)
Substantiated (Charges)	F	Radio as club	71	Brooklyn	No Discipline ( Not guilty after trial)
Substantiated (Charges)	F	Other blunt instrument as a club	79	Brooklyn	No Discipline ( Not guilty after trial)
Substantiated (Charges)	F	Chokehold	79	Brooklyn	No Discipline ( Not guilty after trial)
Substantiated (Charges)	F	Physical force	79	Brooklyn	No Discipline ( Not guilty after trial)
Substantiated (Charges)	F	Physical force	79	Brooklyn	No Discipline ( Not guilty after trial)
Substantiated (Charges)	F	Other	79	Brooklyn	No Discipline ( Not guilty after trial)
Substantiated (Charges)	A	Threat of force (verbal or physical)	79	Brooklyn	No Discipline ( Not guilty after trial)
Substantiated (Charges)	F	Physical force	120	Staten Island	No Discipline ( Not guilty after trial)
Substantiated (Charges)	F	Physical force	120	Staten Island	No Discipline ( Not guilty after trial)
Substantiated (Charges)	F	Chokehold	121	Staten Island	Forfeit vacation 10 day(s)
Substantiated (Charges)	D	Word	121	Staten Island	Forfeit vacation 10 day(s)

## Appendix

Over the years, the CCRB has made many types of data publicly available. In reorganizing the Monthly Report, we do not intend to remove any valuable information from the public domain. However, the Agency believes that some information is essential to place in the main body of the Monthly Report, while more granular charts and figures are better suited to the Appendix. We welcome you to contact the CCRB at [www.nyc.gov](http://www.nyc.gov) or 212-912-7235 if you are having difficulty finding information on CCRB data that was formerly available.

**Figure 51: CCRB Open Docket - Age of CCRB Cases Based On Incident Date**

	October 2017		September 2017		Change	% Change
	Count	% of Total	Count	% of Total		
Cases 0-4 Months	1101	80.5%	995	80.4%	106	10.7%
Cases 5-7 Months	182	13.3%	167	13.5%	15	9.0%
Cases 8 Months	19	1.4%	28	2.3%	-9	-32.1%
Cases 9 Months	18	1.3%	8	0.6%	10	125.0%
Cases 10 Months	7	0.5%	7	0.6%	0	0.0%
Cases 11 Months	8	0.6%	4	0.3%	4	100.0%
Cases 12 Months	4	0.3%	5	0.4%	-1	-20.0%
Cases 13 Months	3	0.2%	2	0.2%	1	50.0%
Cases 14 Months	2	0.1%	6	0.5%	-4	-66.7%
Cases 15 Months	6	0.4%	3	0.2%	3	100.0%
Cases 16 Months	3	0.2%	2	0.2%	1	50.0%
Cases 17 Months	2	0.1%	1	0.1%	1	100.0%
Cases 18 Months	1	0.1%	0	0.0%	1	NA
Cases Over 18 Months	11	0.8%	10	0.8%	1	10.0%
NA	0	0.0%	0	0.0%	0	NA
<b>Total</b>	<b>1367</b>	<b>100.0%</b>	<b>1238</b>	<b>100.0%</b>	<b>129</b>	<b>10.4%</b>

**Figure 52: CCRB Open Docket - Age of CCRB Cases Based On CCRB Received Date**

	October 2017		September 2017			
	Count	% of Total	Count	% of Total	Change	% Change
Cases 0-4 Months	1195	87.4%	1092	88.2%	103	9.4%
Cases 5-7 Months	143	10.5%	118	9.5%	25	21.2%
Cases 8 Months	9	0.7%	13	1.1%	-4	-30.8%
Cases 9 Months	7	0.5%	2	0.2%	5	250.0%
Cases 10 Months	2	0.1%	2	0.2%	0	0.0%
Cases 11 Months	3	0.2%	1	0.1%	2	200.0%
Cases 12 Months	0	0.0%	3	0.2%	-3	NA
Cases 13 Months	1	0.1%	0	0.0%	1	NA
Cases 14 Months	0	0.0%	1	0.1%	-1	NA
Cases 15 Months	1	0.1%	0	0.0%	1	NA
Cases 16 Months	0	0.0%	1	0.1%	-1	NA
Cases 17 Months	1	0.1%	2	0.2%	-1	-50.0%
Cases 18 Months	2	0.1%	0	0.0%	2	NA
Cases Over 18 Months	3	0.2%	3	0.2%	0	0.0%
NA	0	0.0%	0	0.0%	0	NA
<b>Total</b>	<b>1367</b>	<b>100.0%</b>	<b>1238</b>	<b>100.0%</b>	<b>129</b>	<b>10.4%</b>

**Figure 53: CCRB Investigations Docket - Age of CCRB Cases Based On Incident Date**

	October 2017		September 2017			
	Count	% of Total	Count	% of Total	Change	% Change
Cases 0-4 Months	737	86.8%	701	86.0%	36	5.1%
Cases 5-7 Months	72	8.5%	69	8.5%	3	4.3%
Cases 8 Months	7	0.8%	15	1.8%	-8	-53.3%
Cases 9 Months	9	1.1%	5	0.6%	4	80.0%
Cases 10 Months	4	0.5%	4	0.5%	0	0.0%
Cases 11 Months	4	0.5%	2	0.2%	2	100.0%
Cases 12 Months	3	0.4%	2	0.2%	1	50.0%
Cases 13 Months	1	0.1%	2	0.2%	-1	-50.0%
Cases 14 Months	1	0.1%	4	0.5%	-3	-75.0%
Cases 15 Months	1	0.1%	3	0.4%	-2	-66.7%
Cases 16 Months	2	0.2%	1	0.1%	1	100.0%
Cases 17 Months	0	0.0%	0	0.0%	0	NA
Cases 18 Months	0	0.0%	0	0.0%	0	NA
Cases Over 18 Months	8	0.9%	7	0.9%	1	14.3%
NA	0	0.0%	0	0.0%	0	NA
<b>Total</b>	<b>849</b>	<b>100.0%</b>	<b>815</b>	<b>100.0%</b>	<b>34</b>	<b>4.2%</b>



**Figure 54: CCRB DA Hold Docket - Age of CCRB Cases Based On Incident Date**

	October 2017	
	Count	% of Total
Cases 0-4 Months	1	9.1%
Cases 5-7 Months	1	9.1%
Cases 8 Months	1	9.1%
Cases 9 Months	1	9.1%
Cases 10 Months	0	0.0%
Cases 11 Months	2	18.2%
Cases 12 Months	1	9.1%
Cases 13 Months	0	0.0%
Cases 14 Months	1	9.1%
Cases 15 Months	1	9.1%
Cases 16 Months	0	0.0%
Cases 17 Months	0	0.0%
Cases 18 Months	0	0.0%
Cases Over 18 Months	2	18.2%
NA	0	0.0%
<b>Total</b>	<b>11</b>	<b>100.0%</b>

**Figure 55: Disposition of Force Allegations (YTD 2017)**

Force Allegation	Substantiated		Exonerated		Unsubstantiated		Unfounded		Officer Unidentified		Miscellaneous	
	Count	%	Count	%	Count	%	Count	%	Count	%	Count	%
Gun Pointed	8	7.6%	49	46.7%	27	25.7%	11	10.5%	10	9.5%	0	0%
Gun fired	0	0.0%	0	0.0%	0	0.0%	0	0.0%	0	0.0%	0	0.0%
Nightstick as club (incl asp & baton)	10	37%	6	22.2%	4	14.8%	3	11.1%	4	14.8%	0	0%
Gun as club	2	28.6%	0	0%	2	28.6%	1	14.3%	2	28.6%	0	0%
Radio as club	0	0%	0	0%	2	66.7%	1	33.3%	0	0%	0	0%
Flashlight as club	0	0.0%	0	0.0%	0	0.0%	0	0.0%	0	0.0%	0	0.0%
Police shield	0	0%	0	0%	4	100%	0	0%	0	0%	0	0%
Vehicle	1	12.5%	1	12.5%	3	37.5%	3	37.5%	0	0%	0	0%
Other blunt instrument as a club	0	0%	0	0%	1	16.7%	4	66.7%	1	16.7%	0	0%
Hit against inanimate object	0	0%	7	17.5%	22	55%	5	12.5%	6	15%	0	0%
Chokehold	7	13.7%	0	0%	21	41.2%	16	31.4%	7	13.7%	0	0%
Pepper spray	1	4.3%	13	56.5%	4	17.4%	1	4.3%	4	17.4%	0	0%
Physical force	33	4%	344	41.6%	257	31.1%	107	12.9%	85	10.3%	1	0.1%
Handcuffs too tight	0	0%	0	0%	6	46.2%	4	30.8%	3	23.1%	0	0%
Nonlethal restraining device	2	10.5%	12	63.2%	3	15.8%	2	10.5%	0	0%	0	0%
Animal	0	0.0%	0	0.0%	0	0.0%	0	0.0%	0	0.0%	0	0.0%
Other	5	7%	9	12.7%	36	50.7%	11	15.5%	10	14.1%	0	0%
<b>Total</b>	<b>69</b>	<b>5.7%</b>	<b>441</b>	<b>36.6%</b>	<b>392</b>	<b>32.6%</b>	<b>169</b>	<b>14%</b>	<b>132</b>	<b>11%</b>	<b>1</b>	<b>0.1%</b>

**Figure 56: Disposition of Abuse of Authority Allegations (YTD 2017)**

Abuse of Authority Allegation	Substantiated		Exonerated		Unsubstantiated		Unfounded		Officer Unidentified		Miscellaneous	
	Count	%	Count	%	Count	%	Count	%	Count	%	Count	%
Gun Drawn	2	7.7%	12	46.2%	4	15.4%	1	3.8%	7	26.9%	0	0%
Strip-searched	4	10.3%	7	17.9%	18	46.2%	4	10.3%	6	15.4%	0	0%
Vehicle stop	19	9.2%	99	48.1%	69	33.5%	0	0%	19	9.2%	0	0%
Vehicle search	35	20.1%	62	35.6%	54	31%	3	1.7%	20	11.5%	0	0%
Premises entered and/or searched	47	10.6%	289	64.9%	81	18.2%	6	1.3%	22	4.9%	0	0%
Threat of summons	1	4.5%	9	40.9%	7	31.8%	1	4.5%	4	18.2%	0	0%
Threat of arrest	15	5.5%	96	35%	129	47.1%	12	4.4%	22	8%	0	0%
Threat to notify ACS	1	6.7%	5	33.3%	7	46.7%	0	0%	2	13.3%	0	0%
Threat of force (verbal or physical)	19	13.3%	21	14.7%	65	45.5%	16	11.2%	22	15.4%	0	0%
Threat to damage/seize property	2	5%	13	32.5%	19	47.5%	2	5%	4	10%	0	0%
Property damaged	5	7%	17	23.9%	25	35.2%	3	4.2%	21	29.6%	0	0%
Refusal to process civilian complaint	15	30.6%	1	2%	25	51%	1	2%	7	14.3%	0	0%
Refusal to provide name/shield number	22	7.9%	1	0.4%	190	68.3%	38	13.7%	27	9.7%	0	0%
Retaliatory arrest	10	58.8%	2	11.8%	5	29.4%	0	0%	0	0%	0	0%
Retaliatory summons	13	86.7%	0	0%	1	6.7%	1	6.7%	0	0%	0	0%
Refusal to obtain medical treatment	3	3.8%	0	0%	55	69.6%	14	17.7%	7	8.9%	0	0%
Improper dissemination of medical info	0	0.0%	0	0.0%	0	0.0%	0	0.0%	0	0.0%	0	0.0%
Other	34	32.1%	54	50.9%	9	8.5%	2	1.9%	7	6.6%	0	0%
Seizure of property	4	13.8%	13	44.8%	10	34.5%	0	0%	2	6.9%	0	0%
Failure to show search warrant	2	10%	0	0%	14	70%	1	5%	3	15%	0	0%
Frisk	65	31%	52	24.8%	56	26.7%	3	1.4%	34	16.2%	0	0%
Search (of person)	40	17.1%	51	21.8%	93	39.7%	2	0.9%	48	20.5%	0	0%
Stop	57	20.1%	131	46.1%	58	20.4%	3	1.1%	35	12.3%	0	0%
Question	9	14.3%	19	30.2%	18	28.6%	0	0%	17	27%	0	0%
Refusal to show arrest warrant	0	0%	0	0%	2	66.7%	0	0%	1	33.3%	0	0%
Interference with recording	11	19.3%	6	10.5%	24	42.1%	10	17.5%	6	10.5%	0	0%
Search of recording device	0	0%	0	0%	8	72.7%	0	0%	3	27.3%	0	0%
Electronic device information deletion	0	0%	0	0%	3	60%	1	20%	1	20%	0	0%
<b>Total</b>	<b>435</b>	<b>14.9%</b>	<b>960</b>	<b>32.9%</b>	<b>1049</b>	<b>36%</b>	<b>124</b>	<b>4.3%</b>	<b>347</b>	<b>11.9%</b>	<b>0</b>	<b>0%</b>

**Figure 57: Disposition of Discourtesy Allegations (YTD 2017)**

Discourtesy Allegation	Substantiated		Exonerated		Unsubstantiated		Unfounded		Officer Unidentified		Miscellaneous	
	Count	%	Count	%	Count	%	Count	%	Count	%	Count	%
Word	47	7.3%	18	2.8%	446	68.8%	51	7.9%	86	13.3%	0	0%
Gesture	0	0%	0	0%	12	80%	1	6.7%	2	13.3%	0	0%
Demeanor/tone	1	50%	0	0%	1	50%	0	0%	0	0%	0	0%
Action	7	8.8%	1	1.2%	51	63.8%	11	13.8%	10	12.5%	0	0%
Other	0	0.0%	0	0.0%	0	0.0%	0	0.0%	0	0.0%	0	0.0%
<b>Total</b>	<b>55</b>	<b>7.4%</b>	<b>19</b>	<b>2.6%</b>	<b>510</b>	<b>68.5%</b>	<b>63</b>	<b>8.5%</b>	<b>98</b>	<b>13.2%</b>	<b>0</b>	<b>0%</b>

**Figure 58: Disposition of Offensive Language Allegations (YTD 2017)**

Offensive Language Allegation	Substantiated		Exonerated		Unsubstantiated		Unfounded		Officer Unidentified		Miscellaneous	
	Count	%	Count	%	Count	%	Count	%	Count	%	Count	%
Race	3	5%	0	0%	33	55%	16	26.7%	8	13.3%	0	0%
Ethnicity	1	4.3%	0	0%	15	65.2%	2	8.7%	5	21.7%	0	0%
Religion	2	28.6%	0	0%	2	28.6%	3	42.9%	0	0%	0	0%
Gender	1	2.2%	0	0%	27	60%	9	20%	8	17.8%	0	0%
Sexual orientation	1	7.1%	0	0%	12	85.7%	1	7.1%	0	0%	0	0%
Physical disability	0	0%	0	0%	3	100%	0	0%	0	0%	0	0%
Other	3	21.4%	0	0%	8	57.1%	1	7.1%	2	14.3%	0	0%
<b>Total</b>	11	6.6%	0	0%	100	60.2%	32	19.3%	23	13.9%	0	0%

**Figure 59: Administrative Prosecutions Unit Open Docket (October 2017)**

<b>Case Stage</b>	<b>Cases</b>	<b>Percent</b>
Charges served, Conference Date Requested	0	0%
Trial commenced	0	0%
Awaiting filing of charges	13	28%
Charges filed, awaiting service	16	34%
Charges served, CORD/SoEH/DCS pending	4	9%
Calendared for court appearance	3	6%
Case Off Calendar - Subsequent Appearance Pending	3	6%
Trial scheduled	2	4%
Plea agreed - paperwork pending	6	13%
<b>Total</b>	<b>47</b>	<b>100%</b>

CORD is the CO's Report on MOS facing discipline.  
SoEH is the Summary of Employment History.  
DCS is the Disciplinary Cover Sheet.

**Figure 60: Administrative Prosecutions Unit Cases Awaiting Final Disposition (October 2017)**

<b>Case Stage</b>	<b>Cases</b>	<b>Percent</b>
Disposition modified, awaiting final disp.	9	17%
Plea filed - awaiting approval by PC	21	39%
Verdict rendered - awaiting approval by PC	19	35%
Verdict rendered - Fogel response due	4	7%
Trial completed, awaiting verdict	1	2%
<b>Total</b>	<b>54</b>	<b>100%</b>

A Fogel response is a letter to the Trial Commissioner with comments from the CCRB on the Trial Commissioner's report and recommendation.

**Figure 61: Officers With CCRB Complaints Closed in 2017 by Command**

<b>Patrol Services Bureau</b>	<b>Substantiated MOS Oct 2017</b>	<b>Substantiated MOS YTD 2017</b>	<b>Total MOS Oct 2017</b>	<b>Total MOS YTD 2017</b>
Patrol Borough Manhattan South Total	0	15	19	225
Patrol Borough Manhattan North Total	3	36	24	351
Patrol Borough Bronx Total	8	51	66	547
Patrol Borough Brooklyn South Total	6	29	60	423
Patrol Borough Brooklyn North Total	0	54	37	459
Patrol Borough Queens South Total	3	22	24	305
Patrol Borough Queens North Total	0	8	8	145
Patrol Borough Staten Island Total	0	6	7	135
Special Operations Division Total	1	3	1	35
Other Patrol Services Bureau Commands Total	0	0	0	0
<b>Total</b>	<b>21</b>	<b>224</b>	<b>246</b>	<b>2625</b>
<b>Other Bureaus</b>				
Traffic Control Division Total	0	5	4	33
Transit Bureau Total	1	4	22	163
Housing Bureau Total	0	35	23	269
Organized Crime Control Bureau Total	0	17	0	179
Detective Bureau Total	1	9	10	111
Other Bureaus Total	2	20	10	118
<b>Total</b>	<b>4</b>	<b>90</b>	<b>69</b>	<b>873</b>
<b>Other Commands</b>				
Deputy Commissioners and Miscellaneous Commands Total	0	1	2	28
Undetermined	0	3	0	25
<b>Total</b>	<b>25</b>	<b>318</b>	<b>317</b>	<b>3551</b>

Table shows MOS command as recorded at the time of complaint.

**Figure 62A: Officers With CCRB Complaints Closed in 2017 by Command - Patrol Borough Manhattan South**

<b>Manhattan South</b>	<b>Substantiated MOS Oct 2017</b>	<b>Substantiated MOS YTD 2017</b>	<b>Total MOS Oct 2017</b>	<b>Total MOS YTD 2017</b>
001 Precinct	0	0	1	12
005 Precinct	0	0	1	19
006 Precinct	0	2	1	19
007 Precinct	0	1	1	13
009 Precinct	0	2	2	25
010 Precinct	0	1	0	17
013 Precinct	0	1	2	17
Midtown South Precinct	0	0	2	31
017 Precinct	0	0	5	16
Midtown North Precinct	0	2	0	32
<b>Precincts Total</b>	<b>0</b>	<b>9</b>	<b>15</b>	<b>201</b>
Patrol Borough Manhattan South Task Force	0	2	0	7
Patrol Borough Manhattan South HQ	0	3	4	16
Patrol Borough Manhattan South Anti-Crime Unit	0	1	0	1
<b>Patrol Borough Manhattan South Total</b>	<b>0</b>	<b>15</b>	<b>19</b>	<b>225</b>

Table shows MOS command as recorded at the time of complaint.



**Figure 62B: Officers With CCRB Complaints Closed in 2017 by Command - Patrol Borough Manhattan North**

<b>Manhattan North</b>	<b>Substantiated MOS Oct 2017</b>	<b>Substantiated MOS YTD 2017</b>	<b>Total MOS Oct 2017</b>	<b>Total MOS YTD 2017</b>
019 Precinct	0	0	3	35
020 Precinct	0	2	1	23
023 Precinct	0	4	1	26
024 Precinct	0	5	2	28
025 Precinct	0	2	3	31
026 Precinct	0	0	0	12
Central Park Precinct	0	0	0	2
028 Precinct	0	1	0	38
030 Precinct	2	6	5	39
032 Precinct	1	9	8	50
033 Precinct	0	3	0	32
034 Precinct	0	4	1	28
<b>Precincts Total</b>	<b>3</b>	<b>36</b>	<b>24</b>	<b>344</b>
Patrol Borough Manhattan North Task Force	0	0	0	0
Patrol Borough Manhattan North HQ	0	0	0	2
Patrol Borough Manhattan North Anti-Crime Unit	0	0	0	5
Manhattan North Impact Response Team	0	0	0	0
<b>Patrol Borough Manhattan North Total</b>	<b>3</b>	<b>36</b>	<b>24</b>	<b>351</b>

Table shows MOS command as recorded at the time of complaint.

**Figure 62C: Officers With CCRB Complaints Closed in 2017 by Command - Patrol Borough Bronx**

<b>Bronx</b>	<b>Substantiated MOS Oct 2017</b>	<b>Substantiated MOS YTD 2017</b>	<b>Total MOS Oct 2017</b>	<b>Total MOS YTD 2017</b>
040 Precinct	0	4	3	38
041 Precinct	2	5	7	62
042 Precinct	0	3	2	33
043 Precinct	1	2	5	32
044 Precinct	0	11	4	57
045 Precinct	0	3	0	18
046 Precinct	1	3	6	40
047 Precinct	0	3	5	76
048 Precinct	2	3	13	42
049 Precinct	0	1	7	34
050 Precinct	0	4	5	37
052 Precinct	2	8	9	65
<b>Precincts Total</b>	<b>8</b>	<b>50</b>	<b>66</b>	<b>534</b>
Patrol Borough Bronx Task Force	0	0	0	8
Patrol Borough Bronx HQ	0	1	0	5
Patrol Borough Bronx Anti-Crime Unit	0	0	0	0
Bronx Impact Response Team	0	0	0	0
<b>Patrol Borough Bronx Total</b>	<b>8</b>	<b>51</b>	<b>66</b>	<b>547</b>

Table shows MOS command as recorded at the time of complaint.

**Figure 62D: Officers With CCRB Complaints Closed in 2017 by Command - Patrol Borough Brooklyn South**

<b>Brooklyn South</b>	<b>Substantiated MOS Oct 2017</b>	<b>Substantiated MOS YTD 2017</b>	<b>Total MOS Oct 2017</b>	<b>Total MOS YTD 2017</b>
060 Precinct	0	1	3	24
061 Precinct	0	1	1	28
062 Precinct	0	5	7	35
063 Precinct	2	2	4	18
066 Precinct	0	1	0	20
067 Precinct	2	6	12	67
068 Precinct	0	1	5	32
069 Precinct	0	1	5	32
070 Precinct	0	2	6	50
071 Precinct	1	4	6	35
072 Precinct	0	2	1	35
076 Precinct	0	0	6	23
078 Precinct	1	1	3	14
<b>Precincts Total</b>	<b>6</b>	<b>27</b>	<b>59</b>	<b>413</b>
Patrol Borough Brooklyn South Task Force	0	1	1	4
Patrol Borough Brooklyn South HQ	0	0	0	1
Patrol Borough Brooklyn South Anti-Crime Unit	0	1	0	5
Brooklyn South Impact Response Team	0	0	0	0
<b>Patrol Borough Brooklyn South Total</b>	<b>6</b>	<b>29</b>	<b>60</b>	<b>423</b>

Table shows MOS command as recorded at the time of complaint.

**Figure 62E: Officers With CCRB Complaints Closed in 2017 by Command - Patrol Borough Brooklyn North**

<b>Brooklyn North</b>	<b>Substantiated MOS Oct 2017</b>	<b>Substantiated MOS YTD 2017</b>	<b>Total MOS Oct 2017</b>	<b>Total MOS YTD 2017</b>
073 Precinct	0	5	5	51
075 Precinct	0	23	10	143
077 Precinct	0	3	4	41
079 Precinct	0	4	0	35
081 Precinct	0	3	5	43
083 Precinct	0	2	0	29
084 Precinct	0	2	3	23
088 Precinct	0	5	10	37
090 Precinct	0	2	0	30
094 Precinct	0	1	0	17
<b>Precincts Total</b>	<b>0</b>	<b>50</b>	<b>37</b>	<b>449</b>
Patrol Borough Brooklyn North Task Force	0	0	0	0
Patrol Borough Brooklyn North HQ	0	0	0	3
Patrol Borough Brooklyn North Anti-Crime Unit	0	4	0	7
Brooklyn North Impact Response Team	0	0	0	0
<b>Patrol Borough Brooklyn North Total</b>	<b>0</b>	<b>54</b>	<b>37</b>	<b>459</b>

Table shows MOS command as recorded at the time of complaint.

**Figure 62F: Officers With CCRB Complaints Closed in 2017 by Command - Patrol Borough Queens South**

<b>Queens South</b>	<b>Substantiated MOS Oct 2017</b>	<b>Substantiated MOS YTD 2017</b>	<b>Total MOS Oct 2017</b>	<b>Total MOS YTD 2017</b>
100 Precinct	0	4	4	33
101 Precinct	0	3	0	54
102 Precinct	2	3	5	26
103 Precinct	0	0	4	33
105 Precinct	1	3	5	43
106 Precinct	0	0	0	28
107 Precinct	0	2	2	22
113 Precinct	0	6	4	49
<b>Precincts Total</b>	<b>3</b>	<b>21</b>	<b>24</b>	<b>288</b>
Patrol Borough Queens South Task Force	0	0	0	12
Patrol Borough Queens South HQ	0	0	0	0
Patrol Borough Queens South Anti-Crime Unit	0	1	0	5
Queens South Impact Response Team	0	0	0	0
<b>Patrol Borough Queens South Total</b>	<b>3</b>	<b>22</b>	<b>24</b>	<b>305</b>

Table shows MOS command as recorded at the time of complaint.

**Figure 62G: Officers With CCRB Complaints Closed in 2017 by Command - Patrol Borough Queens North**

<b>Queens North</b>	<b>Substantiated MOS Oct 2017</b>	<b>Substantiated MOS YTD 2017</b>	<b>Total MOS Oct 2017</b>	<b>Total MOS YTD 2017</b>
104 Precinct	0	0	2	20
108 Precinct	0	1	3	26
109 Precinct	0	2	0	9
110 Precinct	0	4	0	22
111 Precinct	0	0	0	10
112 Precinct	0	0	0	13
114 Precinct	0	1	2	29
115 Precinct	0	0	1	16
<b>Precincts Total</b>	<b>0</b>	<b>8</b>	<b>8</b>	<b>145</b>
Patrol Borough Queens North Task Force	0	0	0	0
Patrol Borough Queens North HQ	0	0	0	0
Patrol Borough Queens North Anti-Crime Unit	0	0	0	0
<b>Patrol Borough Queens North Total</b>	<b>0</b>	<b>8</b>	<b>8</b>	<b>145</b>

Table shows MOS command as recorded at the time of complaint.

**Figure 62H: Officers With CCRB Complaints Closed in 2017 by Command - Patrol Borough Staten Island**

<b>Staten Island</b>	<b>Substantiated MOS Oct 2017</b>	<b>Substantiated MOS YTD 2017</b>	<b>Total MOS Oct 2017</b>	<b>Total MOS YTD 2017</b>
120 Precinct	0	3	1	49
122 Precinct	0	1	3	28
123 Precinct	0	1	0	13
121 Precinct	0	1	1	38
<b>Precincts Total</b>	<b>0</b>	<b>6</b>	<b>5</b>	<b>128</b>
Patrol Borough Staten Island Task Force	0	0	2	2
Patrol Borough Staten Island HQ	0	0	0	4
Patrol Borough Staten Island Anti-Crime Unit	0	0	0	0
Staten Island Housing Unit	0	0	0	0
Staten Island Court Section	0	0	0	1
Staten Island Impact Response Team	0	0	0	0
<b>Patrol Borough Staten Island Total</b>	<b>0</b>	<b>6</b>	<b>7</b>	<b>135</b>

Table shows MOS command as recorded at the time of complaint.

**Figure 62I: Officers With CCRB Complaints Closed in 2017 by Command - Special Operations Division**

<b>Special Operations</b>	<b>Substantiated MOS Oct 2017</b>	<b>Substantiated MOS YTD 2017</b>	<b>Total MOS Oct 2017</b>	<b>Total MOS YTD 2017</b>
Emergency Services Unit and Squads 1-10	0	1	0	28
Harbor Unit	0	0	0	0
Aviation Unit	0	0	0	0
Canine Team	0	0	0	0
Mounted Unit	0	0	0	0
2 SOD Strategic Response Group	1	2	1	7
Special Operations Division Headquarters	0	0	0	0
<b>Special Operations Division Total</b>	<b>1</b>	<b>3</b>	<b>1</b>	<b>35</b>

Table shows MOS command as recorded at the time of complaint.



**Figure 62J: Officers With CCRB Complaints Closed in 2017 by Command - Other Patrol Services Bureau Commands**

<b>Other Patrol Services Bureau Commands</b>	<b>Substantiated MOS Oct 2017</b>	<b>Substantiated MOS YTD 2017</b>	<b>Total MOS Oct 2017</b>	<b>Total MOS YTD 2017</b>
Chiefs Office	0	0	0	0
Special Operations Division Taxi Unit	0	0	0	0
<b>Other Patrol Services Bureau Commands Total</b>	<b>0</b>	<b>0</b>	<b>0</b>	<b>0</b>

Table shows MOS command as recorded at the time of complaint.

**Figure 62K: Officers With CCRB Complaints Closed in 2017 by Command - Traffic Control Division**

<b>Traffic Control Division</b>	<b>Substantiated MOS Oct 2017</b>	<b>Substantiated MOS YTD 2017</b>	<b>Total MOS Oct 2017</b>	<b>Total MOS YTD 2017</b>
Traffic Control Division - Headquarters Command	0	0	0	0
Manhattan Traffic Task Force	0	0	3	7
Brooklyn Traffic Task Force	0	0	0	0
Bronx Traffic Task Force	0	0	0	0
Queens Traffic Task Force	0	0	0	0
Surface Transportation Enforcement Division (STED)	0	0	1	2
Bus Unit	0	0	0	1
Traffic Control Parking Enforcement District	0	0	0	1
Traffic Control Tow Units	0	0	0	0
Traffic Control Summons Enforcement	0	0	0	0
Traffic Command Intersection Control	0	0	0	0
Traffic Control Intelligence Unit	0	0	0	0
Highway District	0	0	0	0
Highway Unit #1	0	1	0	9
Highway Unit #2	0	1	0	5
Highway Unit #3	0	3	0	5
Highway Unit #4	0	0	0	0
Highway Unit #5	0	0	0	3
Highway Safety Enforcement Unit	0	0	0	0
Movie and TV Unit	0	0	0	0
<b>Traffic Control Division Total</b>	<b>0</b>	<b>5</b>	<b>4</b>	<b>33</b>

Table shows MOS command as recorded at the time of complaint.

**Figure 62L: Officers With CCRB Complaints Closed in 2017 by Command - Transit Bureau**

<b>Transit Bureau</b>	<b>Substantiated MOS Oct 2017</b>	<b>Substantiated MOS YTD 2017</b>	<b>Total MOS Oct 2017</b>	<b>Total MOS YTD 2017</b>
Transit Bureau Headquarters	0	0	0	0
Transit Bureau Authority Liaison	0	0	0	0
Transit Bureau Inspections	0	0	0	0
Transit Bureau Spec. Invest. Unit	0	0	0	0
Transit Bureau Crime Analysis	0	0	0	0
Transit Bureau Patrol Operations	0	0	0	0
Transit Bureau Manhattan	0	0	0	0
Transit Bureau Bronx	0	0	0	0
Transit Bureau Queens	0	0	0	0
Transit Bureau Brooklyn	0	0	0	0
TB DT01	0	0	0	6
TB DT02	0	0	1	5
TB DT03	1	2	4	29
TB DT04	0	0	1	15
TB DT11	0	0	2	8
TB DT12	0	0	0	12
TB DT20	0	0	0	7
TB DT23	0	0	0	3
TB DT30	0	0	10	18
TB DT32	0	1	0	5
TB DT33	0	1	1	17
TB DT34	0	0	1	2
Transit Bureau Manhattan Task Force	0	0	1	8
Transit Bureau Bronx Task Force	0	0	0	0
Transit Bureau Queens Task Force	0	0	0	0
Transit Bureau Brooklyn Task Force	0	0	0	7
Transit Bureau Homeless Outreach Unit	0	0	0	1
Transit Division Canine Unit	0	0	0	0
Transit Bureau Vandal Unit	0	0	1	1
Transit Bureau Special Operations Unit	0	0	0	6
TB Anti-Terrorism	0	0	0	13
Transportation Bureau and Transit Other Commands	0	0	0	0
<b>Transit Bureau Total</b>	<b>1</b>	<b>4</b>	<b>22</b>	<b>163</b>

Table shows MOS command as recorded at the time of complaint.

**Figure 62M: Officers With CCRB Complaints Closed in 2017 by Command - Housing Bureau**

<b>Housing Bureau</b>	<b>Substantiated MOS Oct 2017</b>	<b>Substantiated MOS YTD 2017</b>	<b>Total MOS Oct 2017</b>	<b>Total MOS YTD 2017</b>
Housing Bureau (Office of the Chief Command Center)	0	0	0	0
Housing Bureau Special Operations Section	0	0	0	0
PSA 1	0	5	2	30
PSA 2	0	2	0	26
PSA 3	0	5	1	26
PSA 4	0	0	2	10
PSA 5	0	3	2	33
PSA 6	0	3	4	23
PSA 7	0	12	4	60
PSA 8	0	2	5	24
PSA 9	0	0	1	19
Housing Bureau Brooklyn/Staten Island	0	0	0	0
Housing Bureau Manhattan	0	0	0	0
Housing Bureau Bronx/Queens	0	0	0	0
Housing Bureau Investigations	0	0	0	0
Housing Bureau Elevator Vandalism Unit	0	0	0	0
Housing Bureau Operations and Misc. Commands	0	0	0	0
<b>Housing Bureau Total</b>	<b>0</b>	<b>35</b>	<b>23</b>	<b>269</b>
Housing Borough Brooklyn Impact Response Team	0	1	0	7
Housing Borough Manhattan Impact Response Team	0	1	2	9
Housing Borough Bronx/Queens Impact Response Team	0	1	0	2
<b>Housing Bureau Total</b>	<b>0</b>	<b>35</b>	<b>23</b>	<b>269</b>

Table shows MOS command as recorded at the time of complaint.

**Figure 62N: Officers With CCRB Complaints Closed in 2017 by Command - Organized Crime Control Bureau**

<b>Organized Crime Control Bureau</b>	<b>Substantiated MOS Oct 2017</b>	<b>Substantiated MOS YTD 2017</b>	<b>Total MOS Oct 2017</b>	<b>Total MOS YTD 2017</b>
Queens Narcotics	0	3	0	30
Manhattan North Narcotics	0	3	0	22
Manhattan South Narcotics	0	4	0	12
Bronx Narcotics	0	4	0	34
Staten Island Narcotics	0	1	0	5
Brooklyn North Narcotics	0	0	0	45
Brooklyn South Narcotics	0	2	0	28
Narcotics Headquarters	0	0	0	0
Auto Crime Division	0	0	0	2
Vice Enforcement Division	0	0	0	0
Drug Enforcement Task Force	0	0	0	0
Organized Crime Headquarters	0	0	0	1
<b>Organized Crime Control Bureau Total</b>	<b>0</b>	<b>17</b>	<b>0</b>	<b>179</b>

Table shows MOS command as recorded at the time of complaint.

**Figure 620: Officers With CCRB Complaints Closed in 2017 by Command - Detective Bureau**

<b>Detective Bureau</b>	<b>Substantiated MOS Oct 2017</b>	<b>Substantiated MOS YTD 2017</b>	<b>Total MOS Oct 2017</b>	<b>Total MOS YTD 2017</b>
Detective Bureau Headquarters	0	0	0	0
Central Investigation and Resource Division	0	0	0	0
Special Investigations Division	0	0	0	2
Special Victims Division	0	0	0	0
Forensic Investigations Division	0	0	0	1
Fugitive Enforcement Division	0	0	4	6
Gang Division	0	0	0	8
Detective Borough Bronx	1	3	2	21
Detective Borough Manhattan	0	3	1	19
Detective Borough Brooklyn	0	3	0	30
Detective Borough Queens	0	0	3	21
Detective Borough Staten Island	0	0	0	1
DB Queens North Operations	0	0	0	2
DB Queens South Operations	0	0	0	0
<b>Detective Bureau Total</b>	<b>1</b>	<b>9</b>	<b>10</b>	<b>111</b>

Table shows MOS command as recorded at the time of complaint.

**Figure 62P: Officers With CCRB Complaints Closed in 2017 by Command - Other Bureaus**

<b>Other Bureaus</b>	<b>Substantiated MOS Oct 2017</b>	<b>Substantiated MOS YTD 2017</b>	<b>Total MOS Oct 2017</b>	<b>Total MOS YTD 2017</b>
Internal Affairs Bureau				
Internal Affairs Bureau	0	0	1	1
Criminal Justice Bureau				
Court Division	2	20	9	115
Court Bureau	0	0	0	0
Court LMSI	0	0	0	0
Court Unit	0	0	0	0
Criminal Justice Headquarters	0	0	0	0
Support Services Bureau				
Property Clerk Division	0	0	0	1
Fleet Services	0	0	0	1
Central Records Division	0	0	0	0
Personnel Bureau				
Applicant Processing Division	0	0	0	0
Health Services	0	0	0	0
Personnel Bureau Headquarters	0	0	0	0
<b>Other Bureaus Total</b>	<b>2</b>	<b>20</b>	<b>10</b>	<b>118</b>

Table shows MOS command as recorded at the time of complaint.

**Figure 62Q: Officers With CCRB Complaints Closed in 2017 by Command - Deputy Commissioners and Miscellaneous Commands**

<b>Deputy Commissioners and Miscellaneous Commands</b>	<b>Substantiated MOS Oct 2017</b>	<b>Substantiated MOS YTD 2017</b>	<b>Total MOS Oct 2017</b>	<b>Total MOS YTD 2017</b>
Deputy Commissioner Legal Matters - License Division	0	0	0	0
Deputy Commissioner Legal Matters - Legal Bureau	0	0	0	0
DC Training	0	0	0	0
Deputy Commissioner Training - Police Academy	0	0	0	0
Deputy Commissioner Training - Police Academy Training	0	0	0	2
Deputy Commissioner Training - In-service Training Section	0	1	0	4
Deputy Commissioner Management and Budget	0	0	0	0
Police Commissioner Office	0	0	0	1
Community Affairs Division	0	0	0	0
Chief of Community Affairs	0	0	0	0
Community Affairs Juvenile Section	0	0	0	0
School Safety Bronx/Manhattan	0	0	0	0
School Safety Queens/Brooklyn	0	0	0	1
Office of Equal Employment	0	0	0	0
Deputy Commissioner Operations	0	0	0	0
DC Operations Financial Mgmt.	0	0	0	0
Intelligence Division	0	0	2	19
Chief of Department	0	0	0	1
Department Advocate	0	0	0	0
Deputy Commissioner Public Information	0	0	0	0
Crime Prevention	0	0	0	0
First Deputy Commissioner	0	0	0	0
Office of Management, Analysis and Planning	0	0	0	0
Quality Assurance Division	0	0	0	0
Deputy Commissioner Counterterrorism	0	0	0	0
Chief of Department Evaluation Section	0	0	0	0
<b>Deputy Commissioners and Miscellaneous Commands Total</b>	<b>0</b>	<b>1</b>	<b>2</b>	<b>28</b>

Table shows MOS command as recorded at the time of complaint.