

**DAILY REPORT**

1/30/2020

(Data from Wednesday, January 29, 2020)

Code Blue

SINGLE ADULTS	
Drop-in Center Clients Served	616
Drop-in Center Overnight Census	239
Faith Bed Census	174
Outreach Contacts	386
Outreach Placements	26
Safe Haven Utilization	1068
Veterans In Short-term Housing	251
Criminal Justice Short-term Housing	215

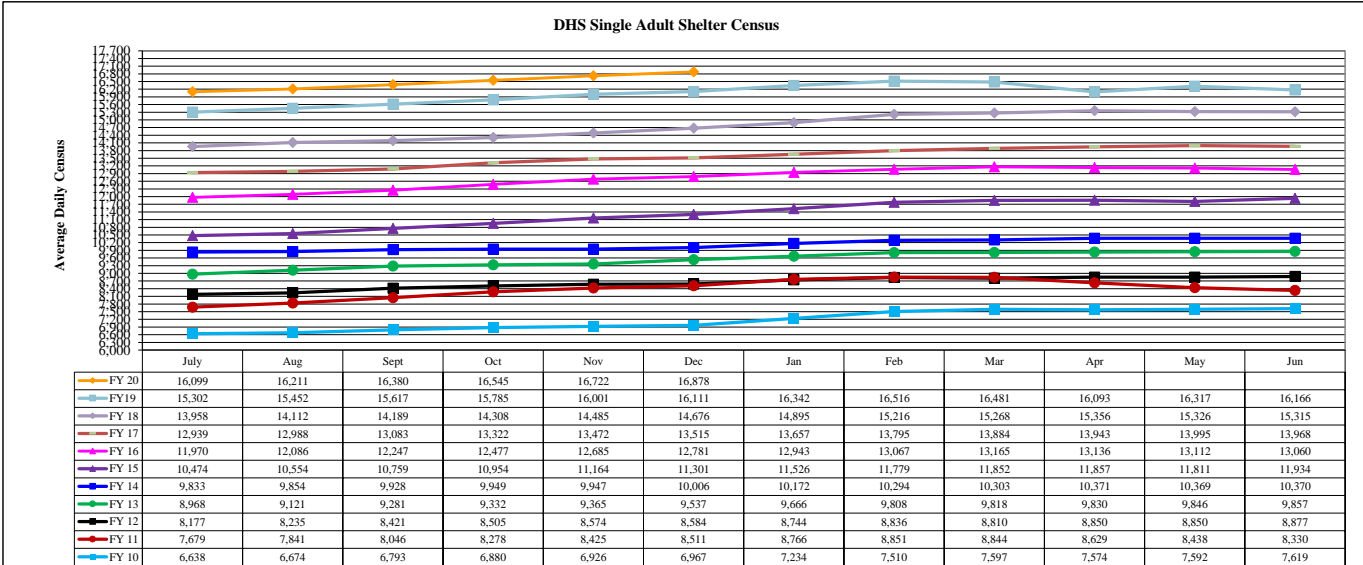
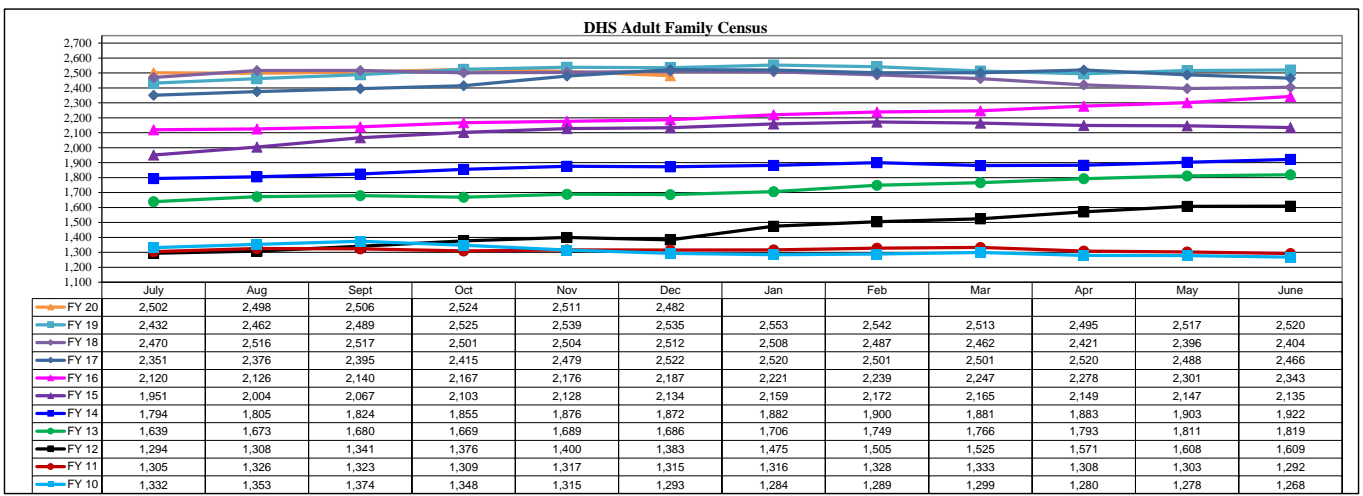
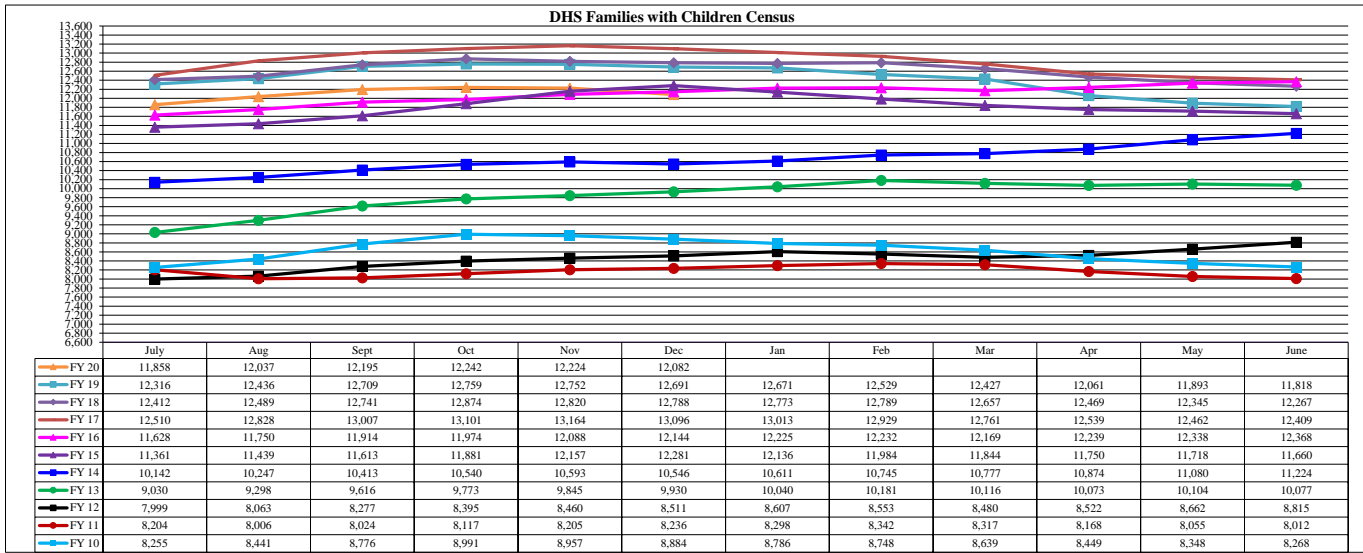
FAMILY INTAKE	
Families Requesting Temporary Housing at PATH	97
Adult Families Requesting Temporary Housing at AFIC	17
Families Placed in Overnight Accommodations	0
Families w/children at PATH Overnight (pre 10PM)	0

TOTAL SHELTER CENSUS	
Adults	38,405
Children	21,300
<b>Total Individuals</b>	<b>59,705</b>

SINGLE ADULT SHELTER CENSUS	
Men	12,488
Women	4,731
<b>Total Single Adults</b>	<b>17,219</b>

FAMILIES WITH CHILDREN CENSUS	
<b>Families</b>	11,926
Adults	15,977
Children	21,300
<b>Individuals</b>	<b>37,277</b>

ADULT FAMILIES CENSUS	
<b>Families</b>	2,475
<b>Individuals (Adults)</b>	<b>5,209</b>



\*Due to data conversion the average monthly census for December 2011 and January 2012 for Families with Children and Adult Families is based upon data for a partial month.