

DAILY REPORT

12/9/2021

(Data from Wednesday, December 08, 2021)

Code Blue

SINGLE ADULTS	
Drop-in Center Clients Served	443
Drop-in Center Overnight Census	156
Faith Bed Census	20
Outreach Contacts	246
Outreach Placements	21
Safe Haven Utilization	1137
Veterans In Short-term Housing	166
Criminal Justice Short-term Housing	109

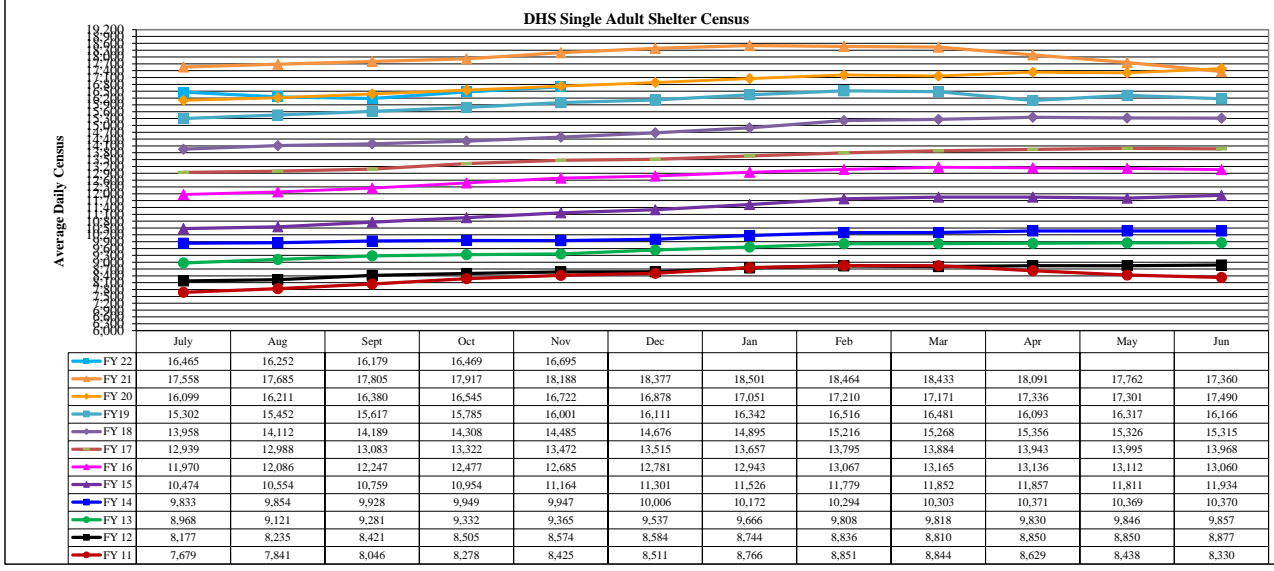
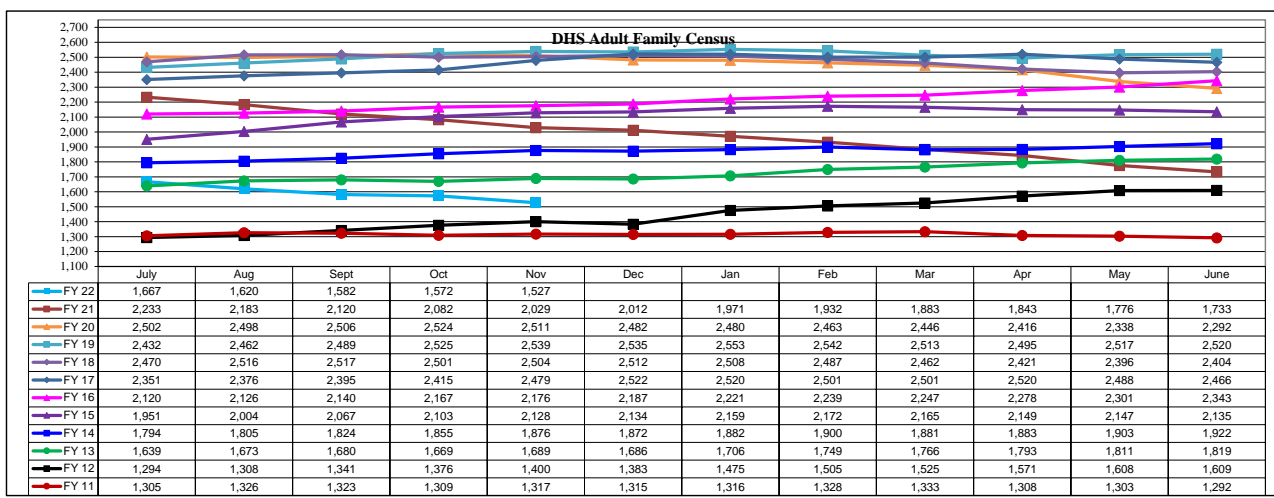
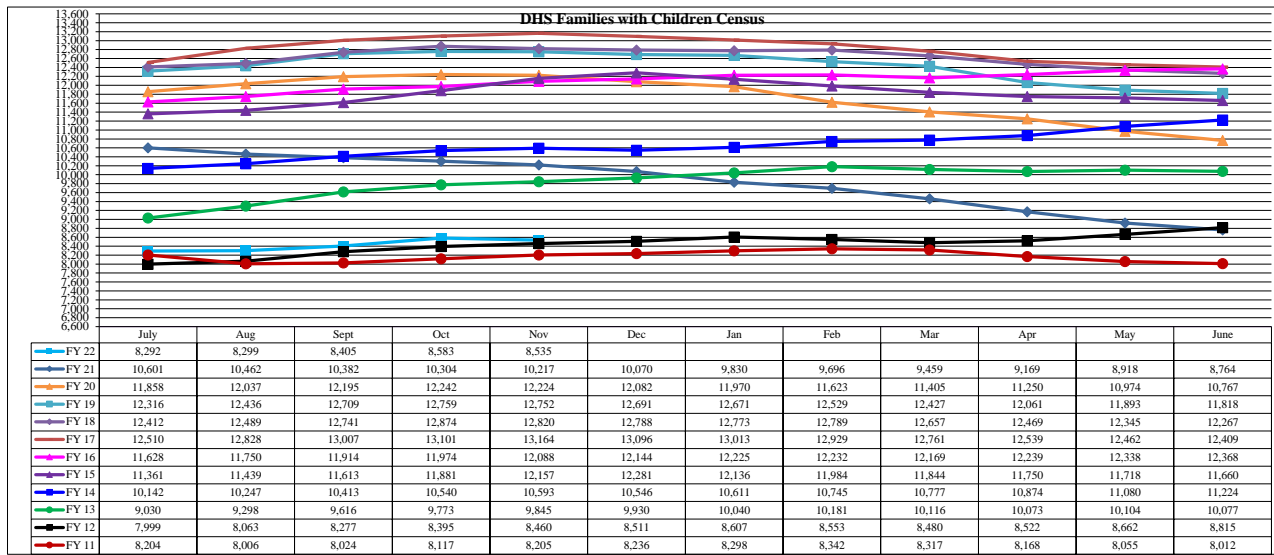
FAMILY INTAKE	
Families Requesting Temporary Housing at PATH	132
Adult Families Requesting Temporary Housing at AFIC	19
Families Placed in Overnight Accommodations	0
Families w/children at PATH Overnight (pre 10PM)	0

TOTAL SHELTER CENSUS	
Adults	31,054
Children	14,782
Total Individuals	45,836

SINGLE ADULTS	
Men	12,595
Women	4,157
Total Single Adults	16,752

FAMILIES WITH CHILDREN	
Families	8,507
Adults	11,177
Children	14,782
Individuals	25,959

ADULT FAMILIES CENSUS	
Families	1,491
Individuals (Adults)	3,125



*Due to data conversion the average monthly census for December 2011 and January 2012 for Families with Children and Adult Families is based upon data for a partial month.