

**DAILY REPORT**

2/8/2022

(Data from Monday, February 07, 2022)

**Code Blue**

SINGLE ADULTS	
Drop-in Center Clients Served	374
Drop-in Center Overnight Census	118
Faith Bed Census	23
Outreach Contacts	337
Outreach Placements	108
Safe Haven Utilization	1254
Veterans In Short-term Housing	179
Criminal Justice Short-term Housing	96

4 of 5 sites reporting  
 4 of 5 sites reporting  
 4 of 5 sites reporting

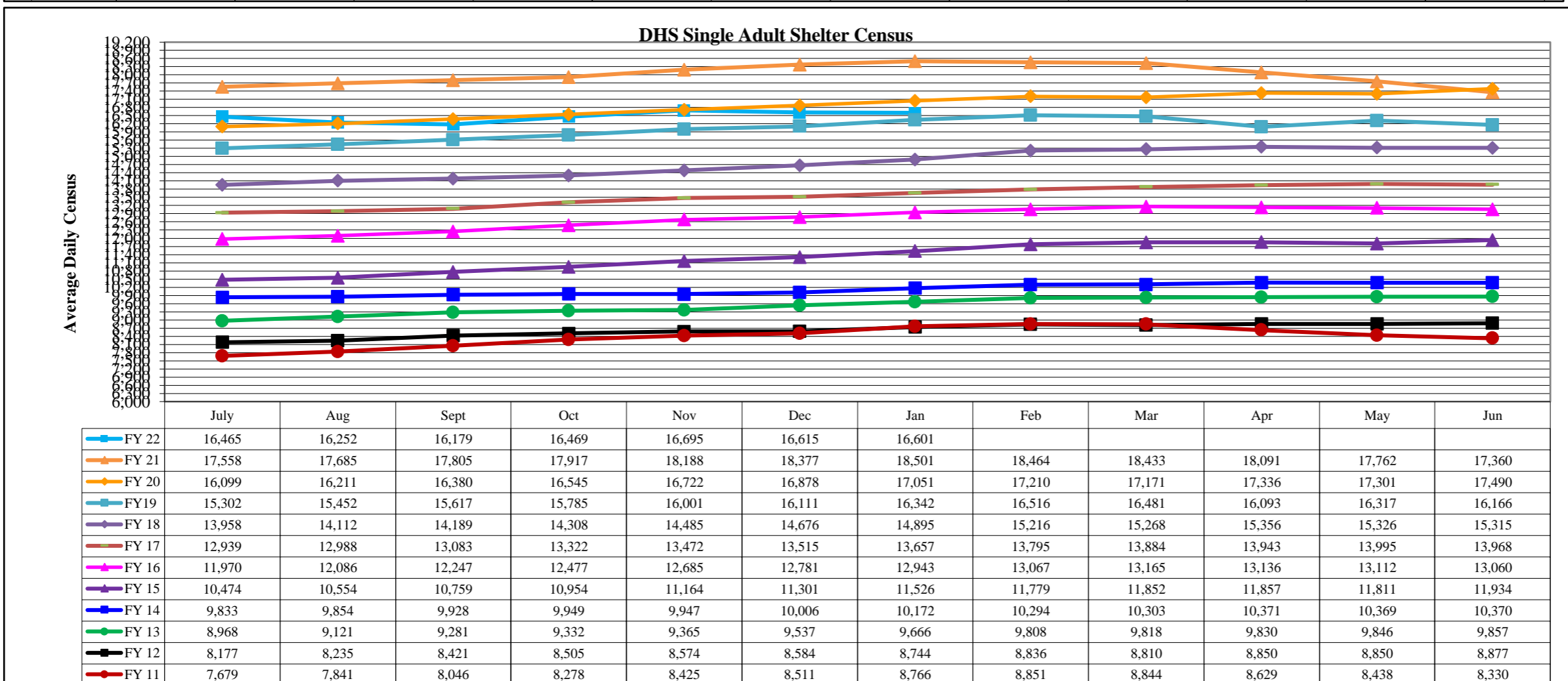
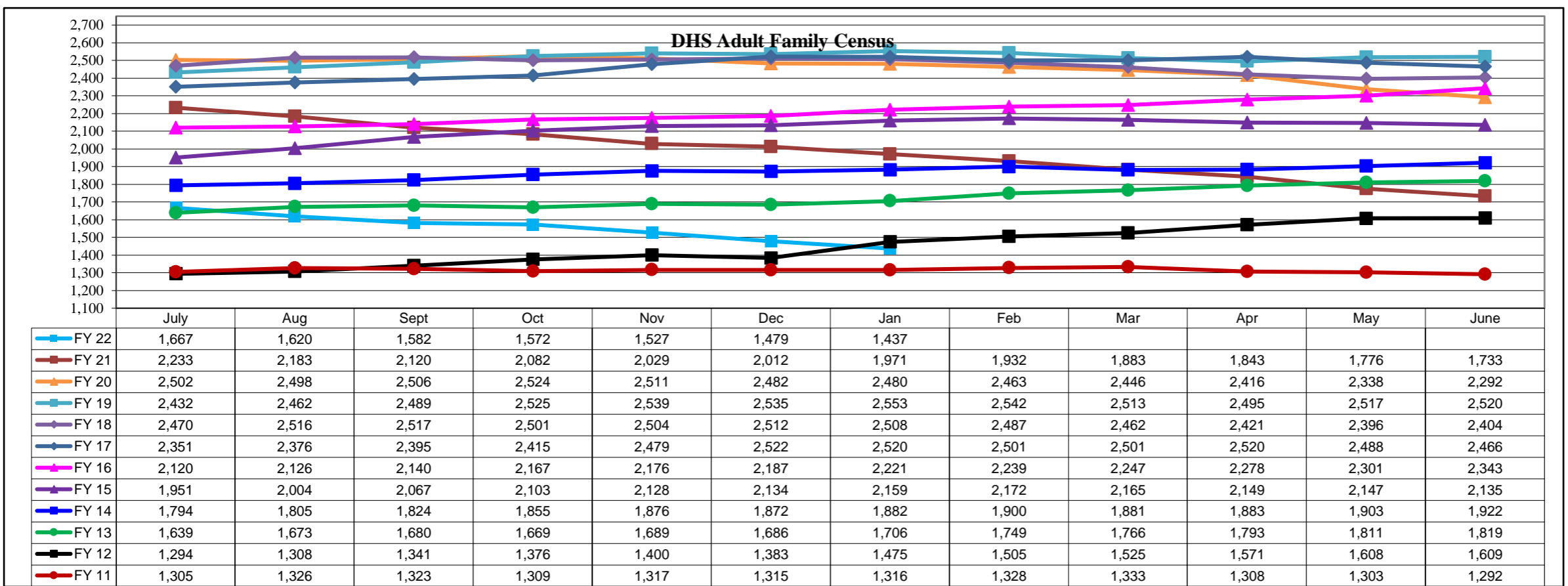
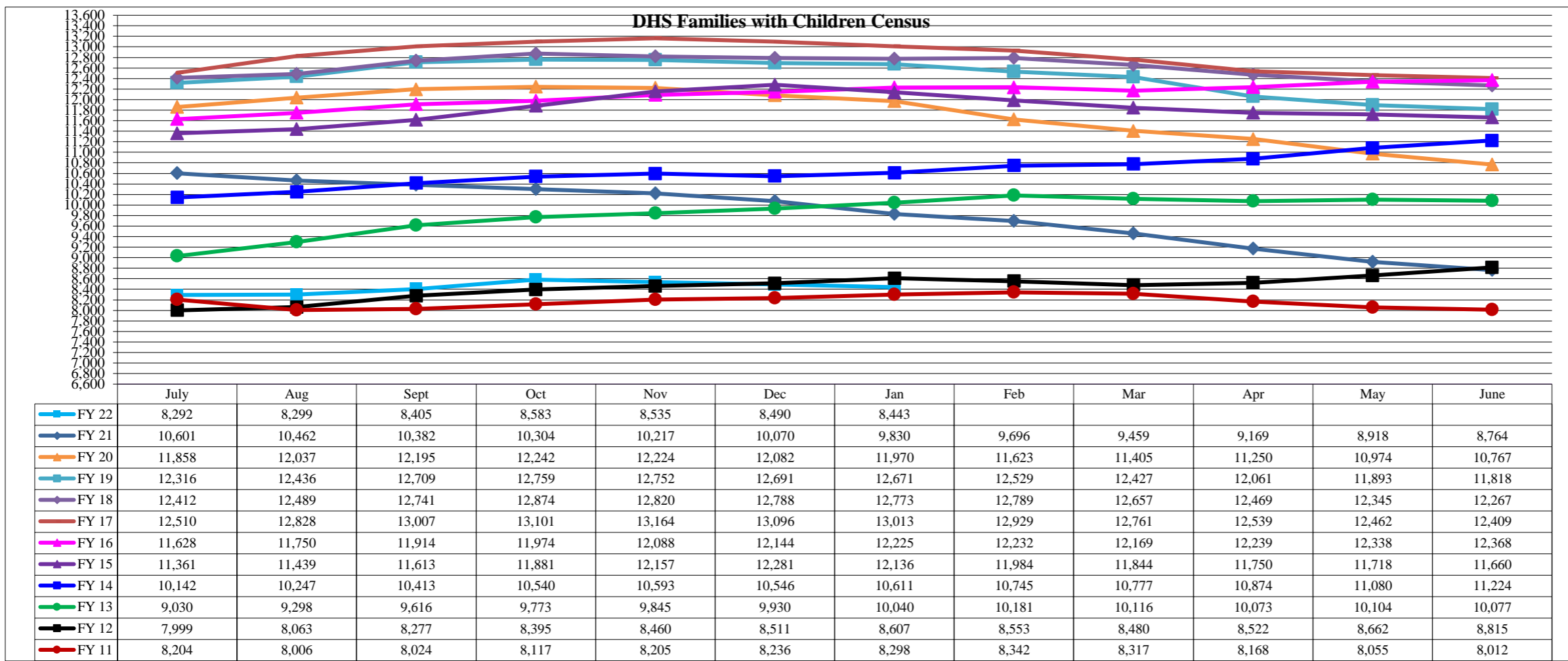
FAMILY INTAKE	
Families Requesting Temporary Housing at PATH	102
Adult Families Requesting Temporary Housing at AFIC	11
Families Placed in Overnight Accommodations	0
Families w/children at PATH Overnight (pre 10PM)	0

TOTAL SHELTER CENSUS	
Adults	30,660
Children	14,533
<b>Total Individuals</b>	<b>45,193</b>

SINGLE ADULTS	
Men	12,592
Women	3,959
<b>Total Single Adults</b>	<b>16,551</b>

FAMILIES WITH CHILDREN	
<b>Families</b>	8,406
Adults	11,108
Children	14,533
<b>Individuals</b>	<b>25,641</b>

ADULT FAMILIES CENSUS	
<b>Families</b>	1,436
<b>Individuals (Adults)</b>	<b>3,001</b>



\*Due to data conversion the average monthly census for December 2011 and January 2012 for Families with Children and Adult Families is based upon data for a partial month.