

DAILY REPORT

4/16/2020

CB

(Data from Wednesday, April 15, 2020)

| SINGLE ADULTS | |
|-------------------------------------|------|
| Drop-in Center Clients Served | 591 |
| Drop-in Center Overnight Census | 209 |
| Faith Bed Census | 49 |
| Outreach Contacts | 286 |
| Outreach Placements | 21 |
| Safe Haven Utilization | 1049 |
| Veterans In Short-term Housing | 242 |
| Criminal Justice Short-term Housing | 210 |

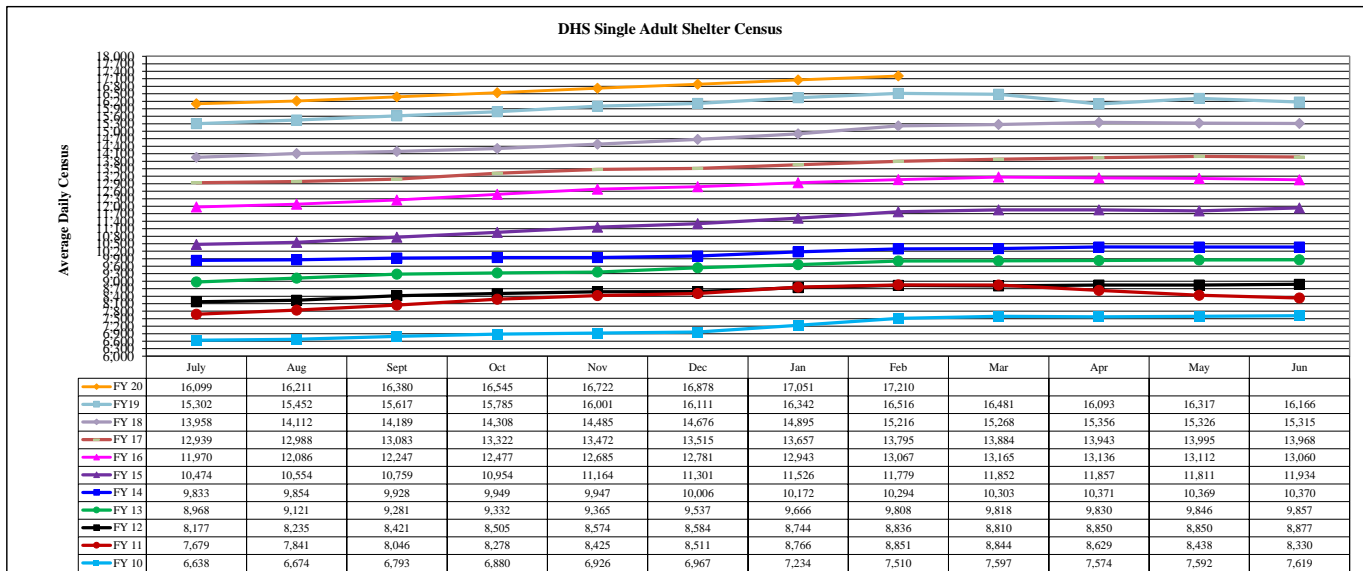
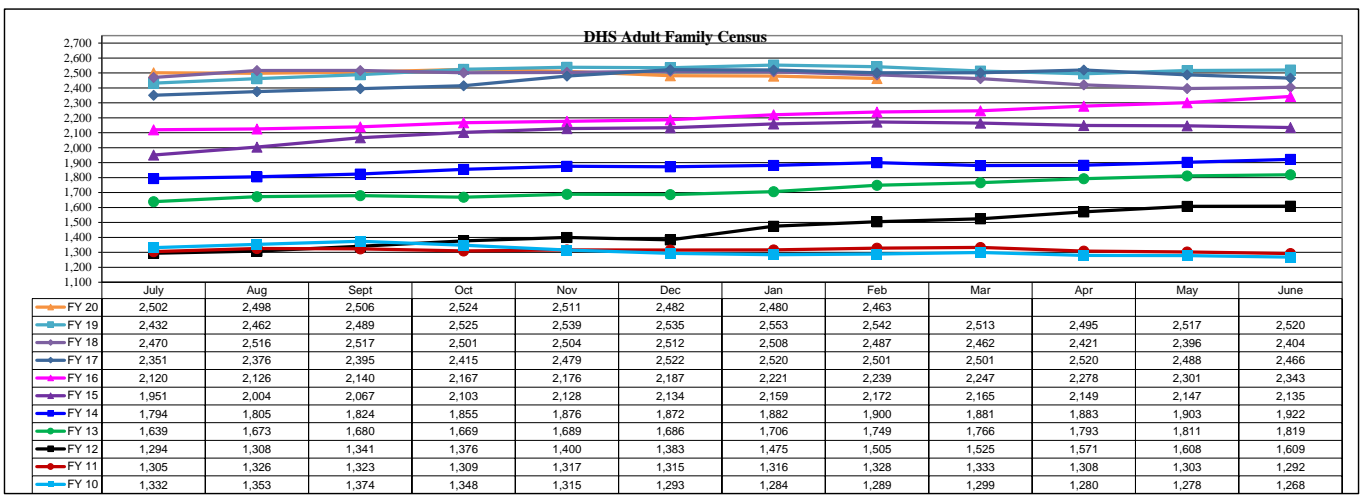
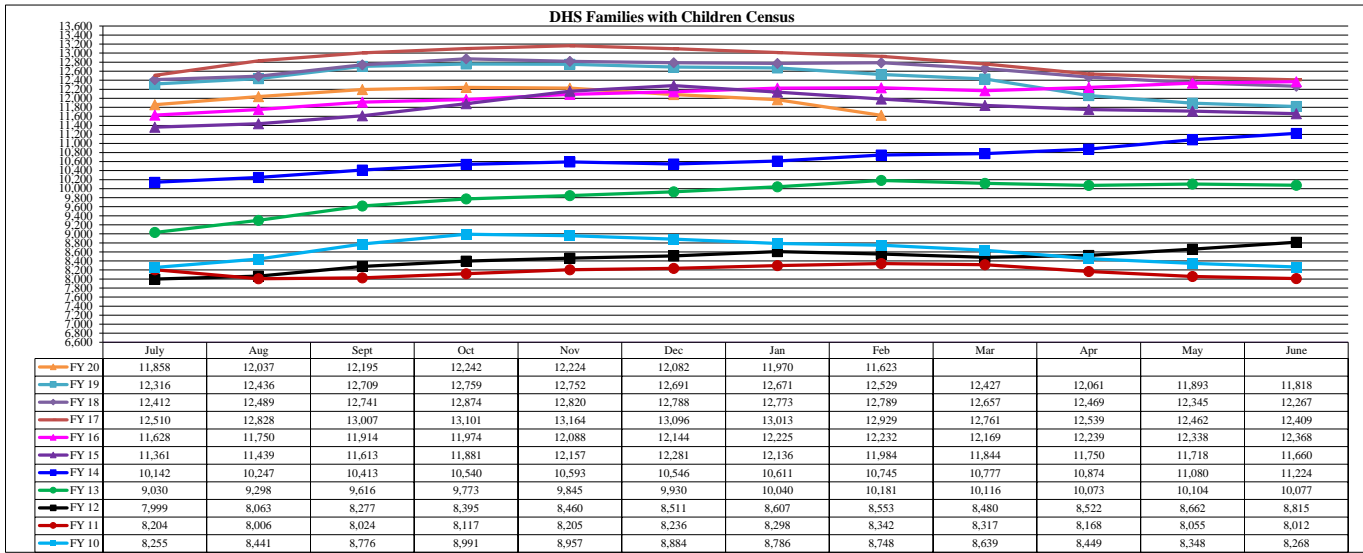
| FAMILY INTAKE | |
|---|----|
| Families Requesting Temporary Housing at PATH | 73 |
| Adult Families Requesting Temporary Housing at AFIC | 16 |
| Families Placed in Overnight Accommodations | 0 |
| Families w/children at PATH Overnight (pre 10PM) | 0 |

| TOTAL SHELTER CENSUS | |
|--------------------------|---------------|
| Adults | 37,493 |
| Children | 20,091 |
| Total Individuals | 57,584 |

| SINGLE ADULT SHELTER CENSUS | |
|-----------------------------|---------------|
| Men | 12,637 |
| Women | 4,628 |
| Total Single Adults | 17,265 |

| FAMILIES WITH CHILDREN CENSUS | |
|-------------------------------|---------------|
| Families | 11,312 |
| Adults | 15,137 |
| Children | 20,091 |
| Individuals | 35,228 |

| ADULT FAMILIES CENSUS | |
|-----------------------------|--------------|
| Families | 2,415 |
| Individuals (Adults) | 5,091 |



*Due to data conversion the average monthly census for December 2011 and January 2012 for Families with Children and Adult Families is based upon data for a partial month.