

DAILY REPORT

1/28/2020

(Data from Monday, January 27, 2020)

Code Blue

SINGLE ADULTS	
Drop-in Center Clients Served	648
Drop-in Center Overnight Census	194
Faith Bed Census	158
Outreach Contacts	214
Outreach Placements	29
Safe Haven Utilization	1069
Veterans In Short-term Housing	254
Criminal Justice Short-term Housing	219

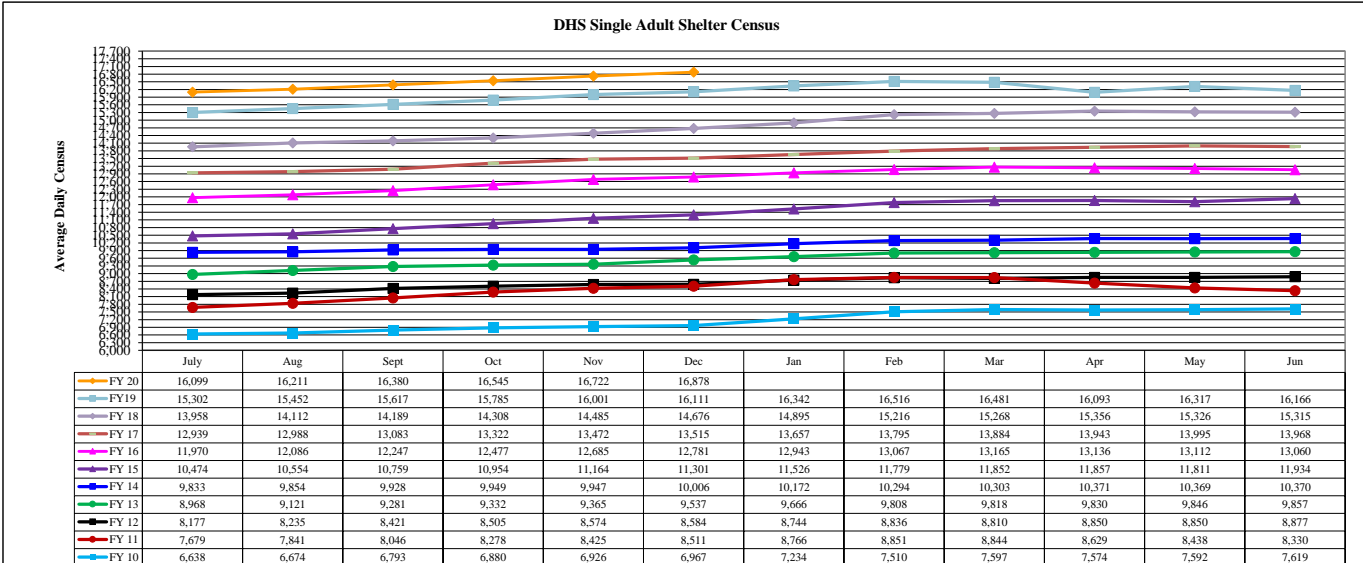
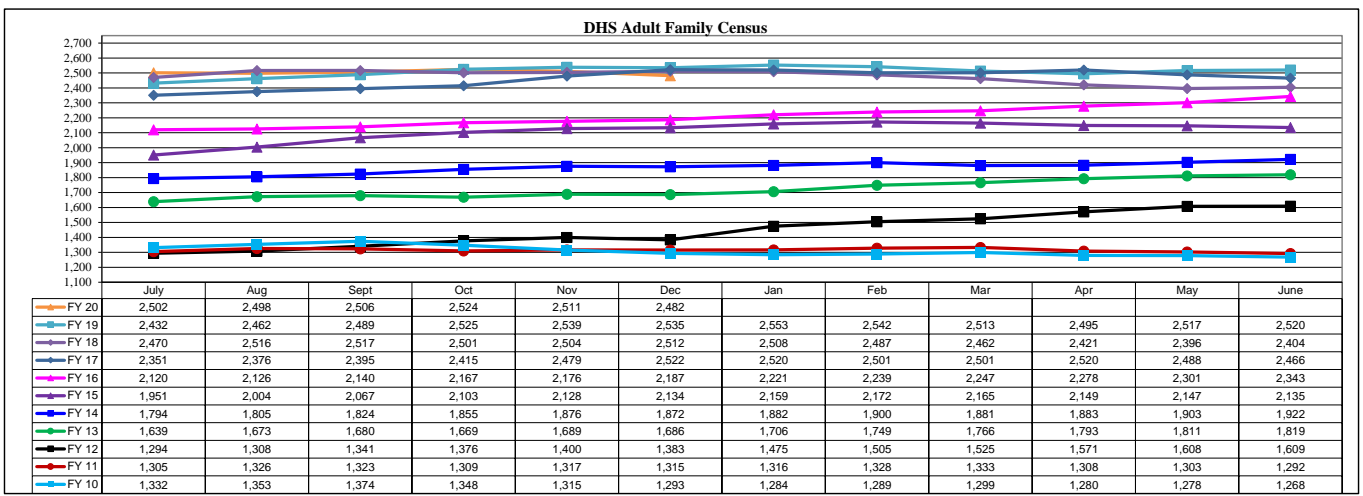
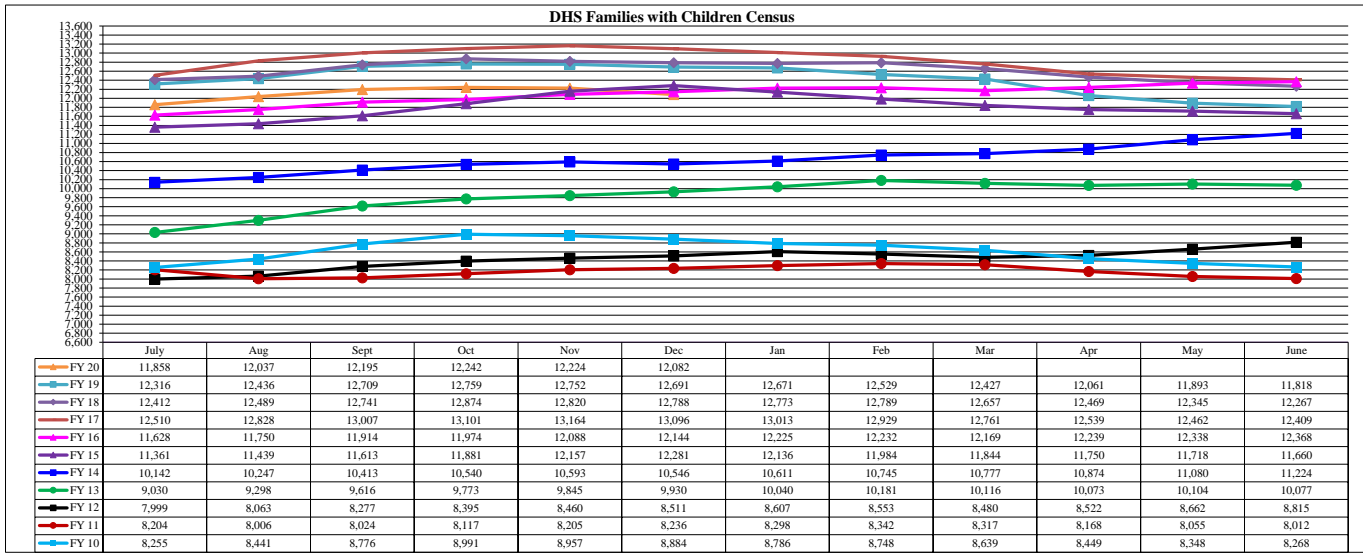
FAMILY INTAKE	
Families Requesting Temporary Housing at PATH	112
Adult Families Requesting Temporary Housing at AFIC	23
Families Placed in Overnight Accommodations	0
Families w/children at PATH Overnight (pre 10PM)	0

TOTAL SHELTER CENSUS	
Adults	38,466
Children	21,370
Total Individuals	59,836

SINGLE ADULT SHELTER CENSUS	
Men	12,484
Women	4,734
Total Single Adults	17,218

FAMILIES WITH CHILDREN CENSUS	
Families	11,952
Adults	16,031
Children	21,370
Individuals	37,401

ADULT FAMILIES CENSUS	
Families	2,478
Individuals (Adults)	5,217



*Due to data conversion the average monthly census for December 2011 and January 2012 for Families with Children and Adult Families is based upon data for a partial month.