

**DAILY REPORT**

7/1/2020

(Data from Tuesday, June 30, 2020)

SINGLE ADULTS	
Drop-in Center Clients Served	436
Drop-in Center Overnight Census	144
Faith Bed Census	48
Outreach Contacts	324
Outreach Placements	11
Safe Haven Utilization	1096
Veterans In Short-term Housing	245
Criminal Justice Short-term Housing	126

FAMILY INTAKE	
Families Requesting Temporary Housing at PATH	81
Adult Families Requesting Temporary Housing at AFIC	18
Families Placed in Overnight Accommodations	0
Families w/children at PATH Overnight (pre 10PM)	0

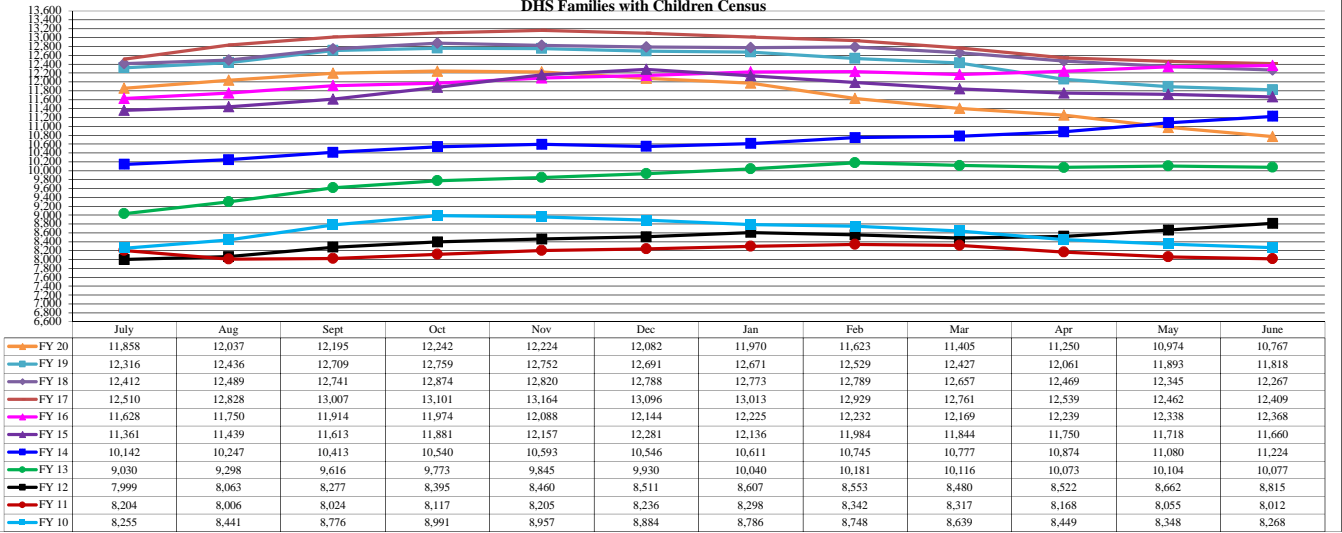
TOTAL SHELTER CENSUS	
Adults	36,562
Children	18,991
<b>Total Individuals</b>	<b>55,553</b>

SINGLE ADULT SHELTER CENSUS	
Men	13,066
Women	4,464
<b>Total Single Adults</b>	<b>17,530</b>

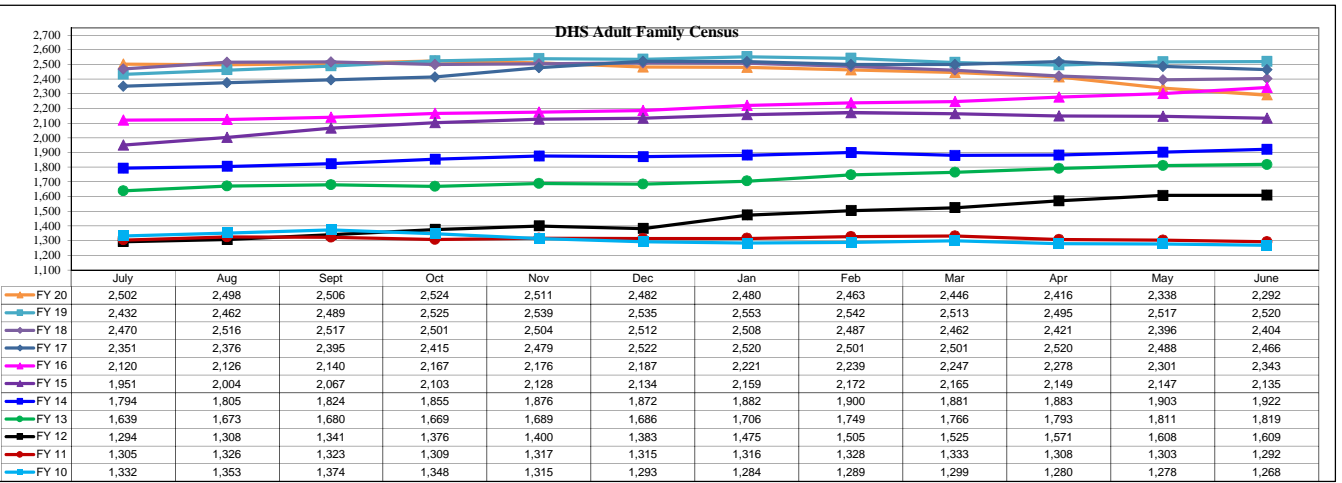
FAMILIES WITH CHILDREN CENSUS	
<b>Families</b>	10,664
Adults	14,260
Children	18,991
<b>Individuals</b>	<b>33,251</b>

ADULT FAMILIES CENSUS	
<b>Families</b>	2,260
<b>Individuals (Adults)</b>	<b>4,772</b>

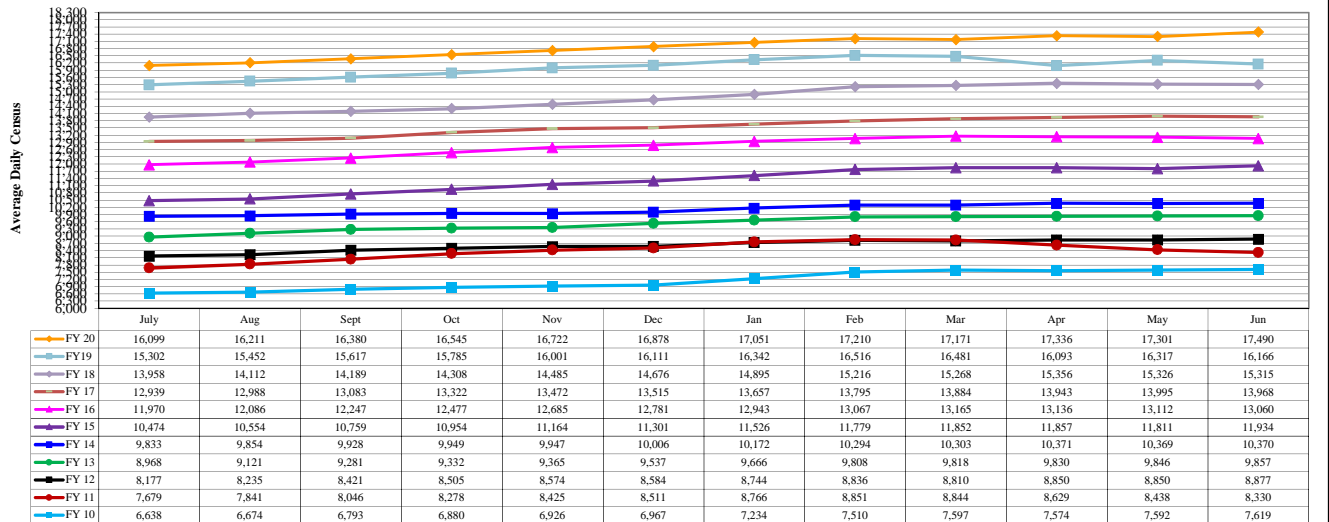
### DHS Families with Children Census



### DHS Adult Family Census



### DHS Single Adult Shelter Census



\*Due to data conversion the average monthly census for December 2011 and January 2012 for Families with Children and Adult Families is based upon data for a partial mon