

DAILY REPORT

8/11/2021

(Data from Tuesday, August 10, 2021)

SINGLE ADULTS	
Drop-in Center Clients Served	421
Drop-in Center Overnight Census	137
Faith Bed Census	25
Outreach Contacts	223
Outreach Placements	7
Safe Haven Utilization	1050
Veterans In Short-term Housing	166
Criminal Justice Short-term Housing	105

(5 of 6 sites reporting)
 (5 of 6 sites reporting)
 (5 of 6 sites reporting)

FAMILY INTAKE	
Families Requesting Temporary Housing at PATH	120
Adult Families Requesting Temporary Housing at AFIC	20
Families Placed in Overnight Accommodations	0
Families w/children at PATH Overnight (pre 10PM)	0

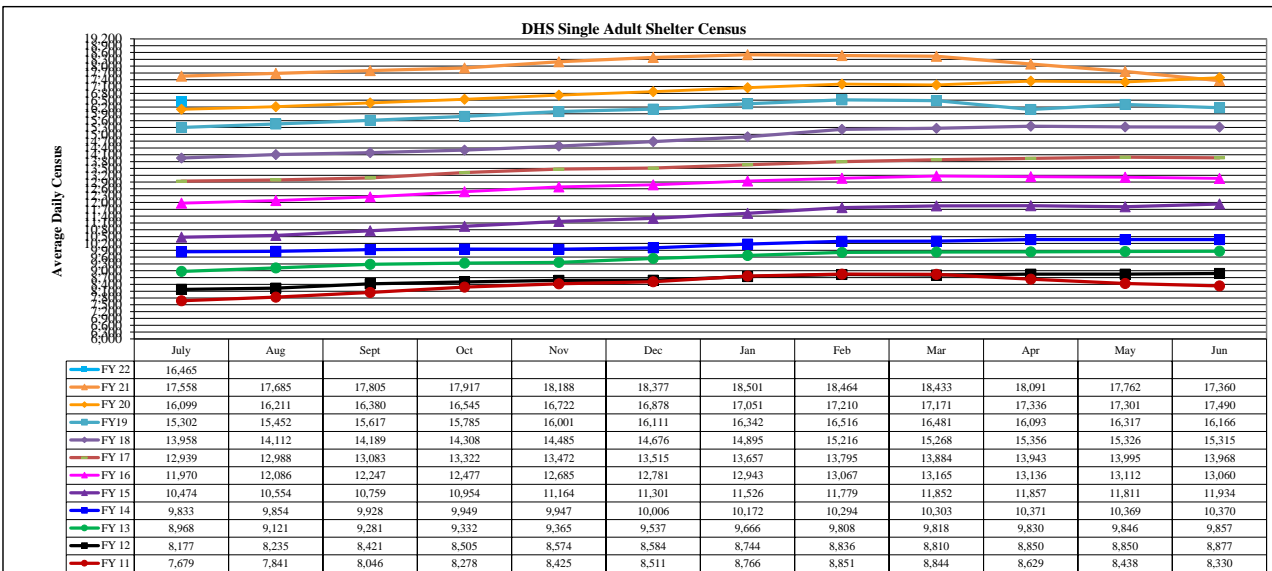
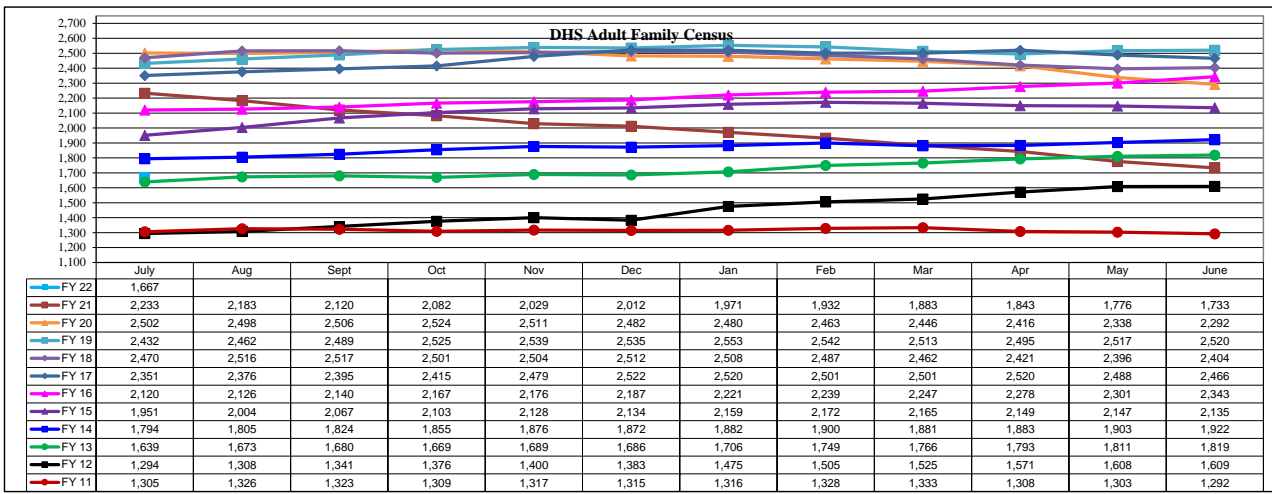
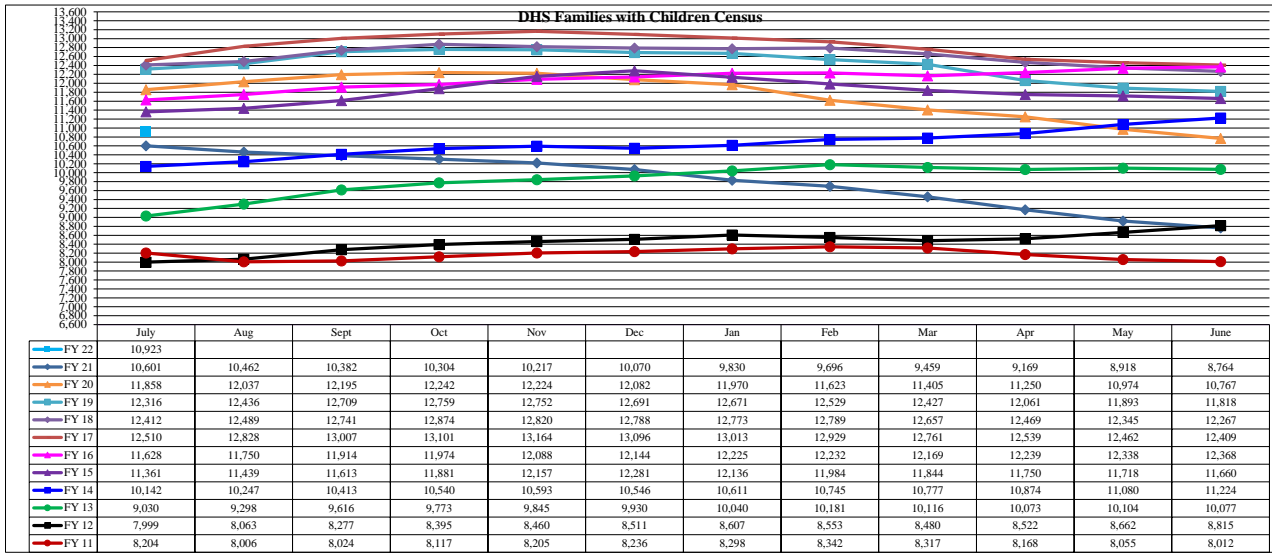
TOTAL SHELTER CENSUS	
Adults	30,813
Children	14,541
Total Individuals	45,354

SINGLE ADULTS	
Men	12,308
Women	4,067
Total Single Adults	16,375

FAMILIES WITH CHILDREN	
Families	8,335
Adults	10,986
Children	14,541
Individuals	25,527

ADULT FAMILIES CENSUS	
Families	1,645
Individuals (Adults)	3,452

x



*Due to data conversion the average monthly census for December 2011 and January 2012 for Families with Children and Adult Families is based upon data for a partial month.