

DAILY REPORT

4/2/2021

(Data from Thursday, April 01, 2021)

Code Blue

SINGLE ADULTS	
Drop-in Center Clients Served	459
Drop-in Center Overnight Census	145
Faith Bed Census	11
Outreach Contacts	335
Outreach Placements	14
Safe Haven Utilization	1068
Veterans In Short-term Housing	199
Criminal Justice Short-term Housing	93

FAMILY INTAKE	
Families Requesting Temporary Housing at PATH	96
Adult Families Requesting Temporary Housing at AFIC	23
Families Placed in Overnight Accommodations	0
Families w/children at PATH Overnight (pre 10PM)	0

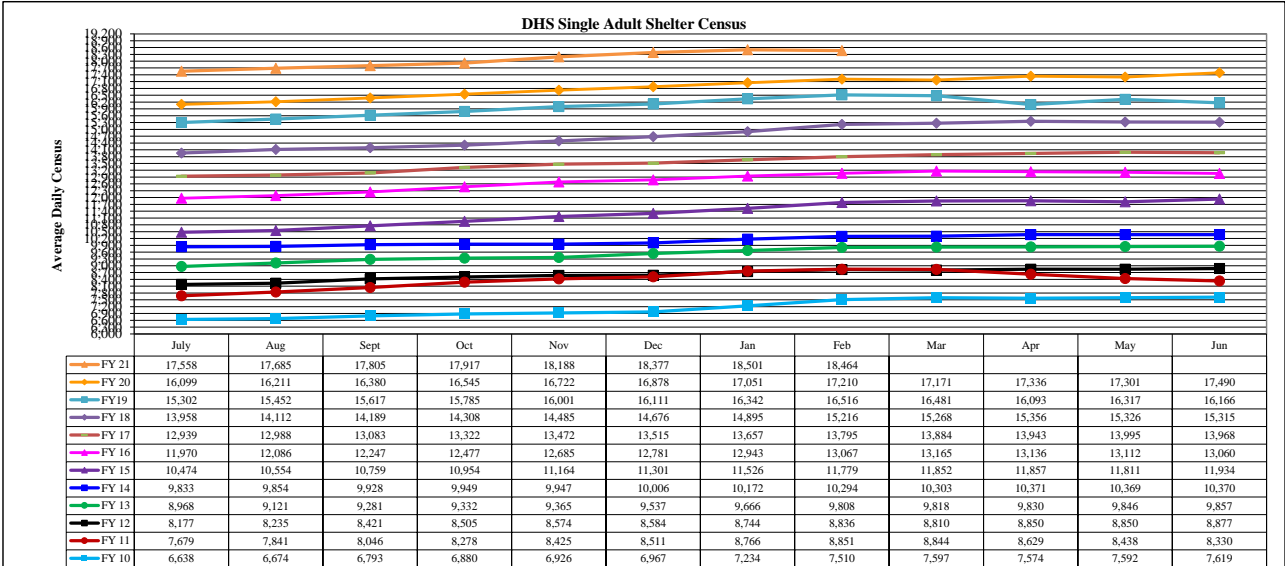
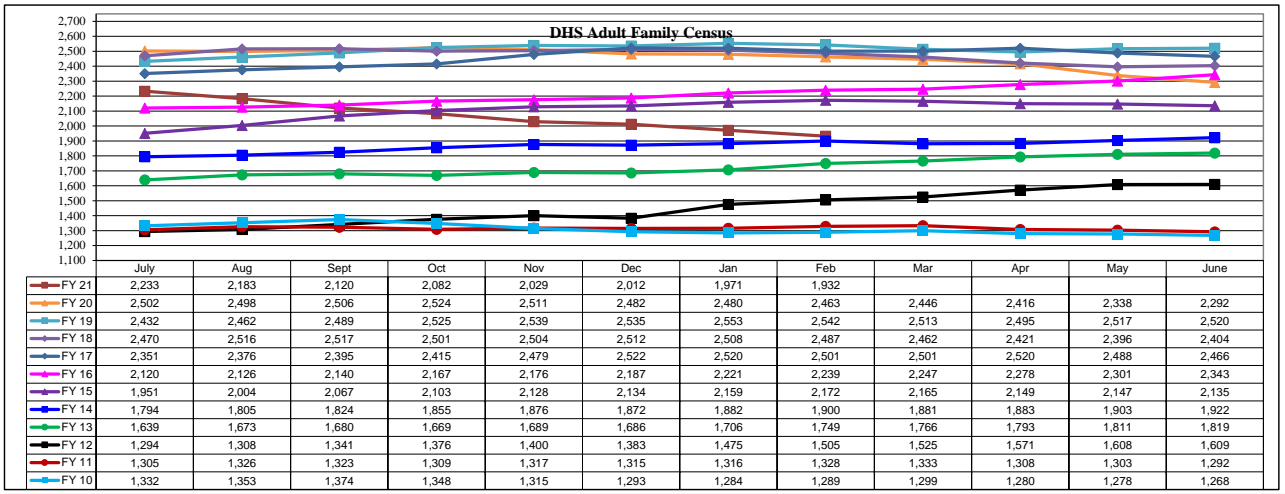
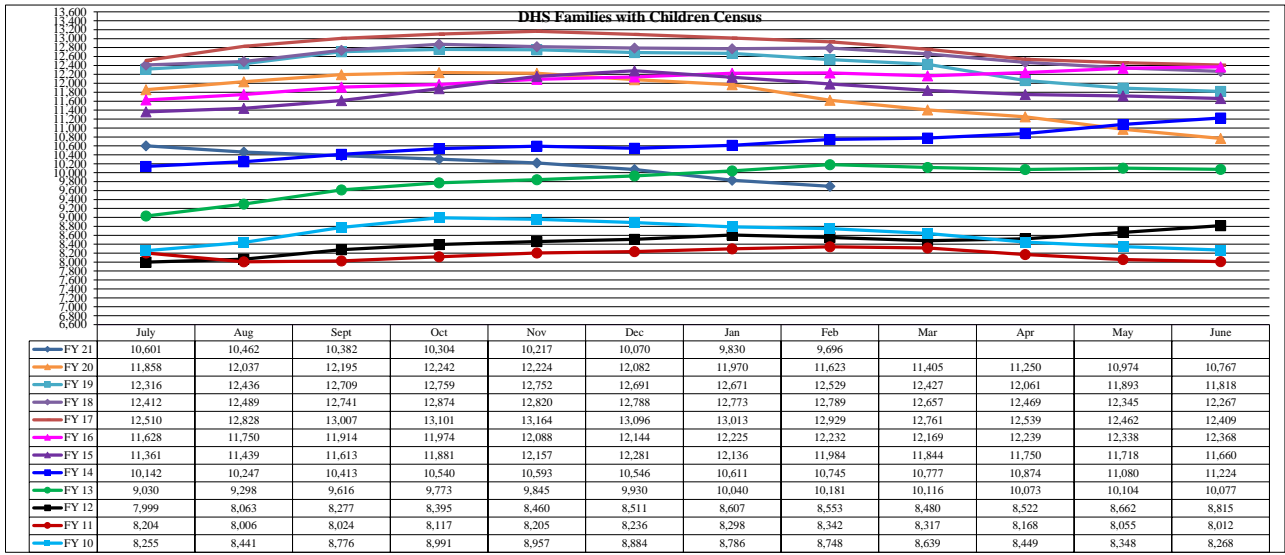
TOTAL SHELTER CENSUS	
Adults	34,471
Children	16,178
Total Individuals	50,649

SINGLE ADULTS	
Men	13,816
Women	4,447
Total Single Adults	18,263

FAMILIES WITH CHILDREN	
Families	9,292
Adults	12,266
Children	16,178
Individuals	28,444

ADULT FAMILIES CENSUS	
Families	1,865
Individuals (Adults)	3,942

x



*Due to data conversion the average monthly census for December 2011 and January 2012 for Families with Children and Adult Families is based upon data for a partial month.