

**DAILY REPORT**

6/10/2021

(Data from Wednesday, June 09, 2021)

SINGLE ADULTS	
Drop-in Center Clients Served	407
Drop-in Center Overnight Census	147
Faith Bed Census	19
Outreach Contacts	325
Outreach Placements	16
Safe Haven Utilization	1027
Veterans In Short-term Housing	185
Criminal Justice Short-term Housing	102

FAMILY INTAKE	
Families Requesting Temporary Housing at PATH	113
Adult Families Requesting Temporary Housing at AFIC	18
Families Placed in Overnight Accommodations	0
Families w/children at PATH Overnight (pre 10PM)	0

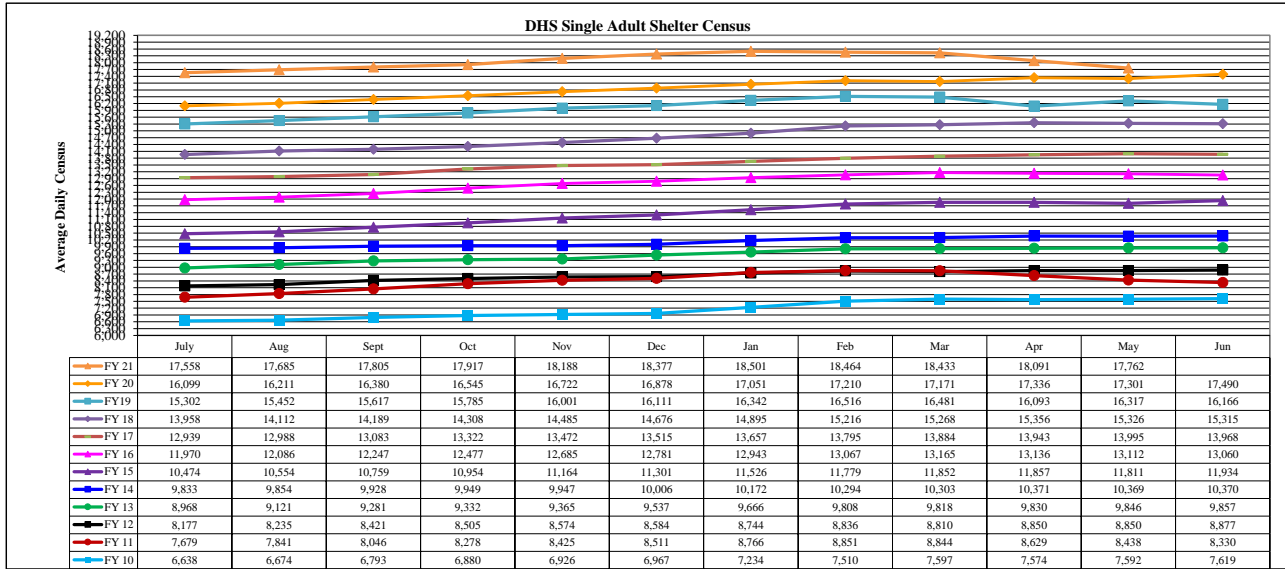
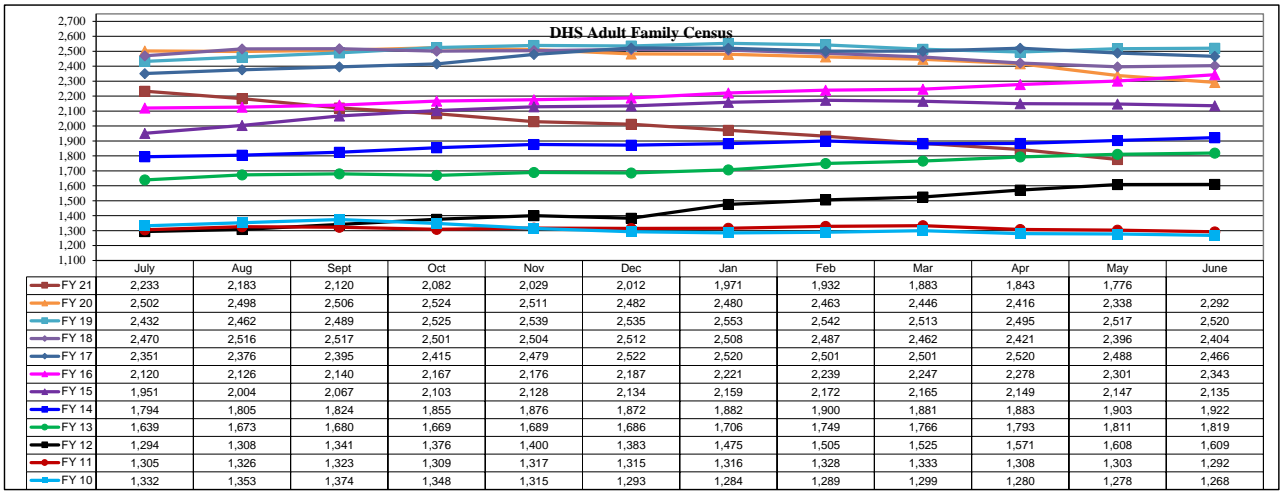
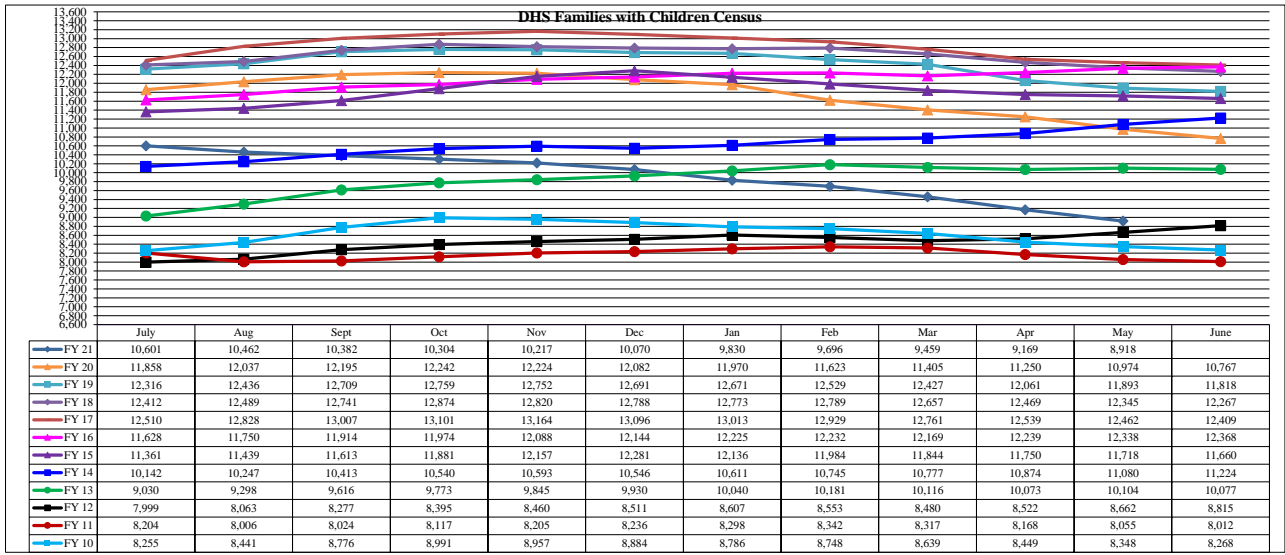
TOTAL SHELTER CENSUS	
Adults	32,597
Children	15,201
<b>Total Individuals</b>	<b>47,798</b>

SINGLE ADULTS	
Men	13,190
Women	4,241
<b>Total Single Adults</b>	<b>17,431</b>

FAMILIES WITH CHILDREN	
<b>Families</b>	8,776
Adults	11,515
Children	15,201
<b>Individuals</b>	<b>26,716</b>

ADULT FAMILIES CENSUS	
<b>Families</b>	1,735
<b>Individuals (Adults)</b>	<b>3,651</b>

x



\*Due to data conversion the average monthly census for December 2011 and January 2012 for Families with Children and Adult Families is based upon data for a partial month.