

DAILY REPORT

4/9/2020

(Data from Wednesday, April 08, 2020)

SINGLE ADULTS	
Drop-in Center Clients Served	590
Drop-in Center Overnight Census	217
Faith Bed Census	49
Outreach Contacts	303
Outreach Placements	30
Safe Haven Utilization	1044
Veterans In Short-term Housing	241
Criminal Justice Short-term Housing	205

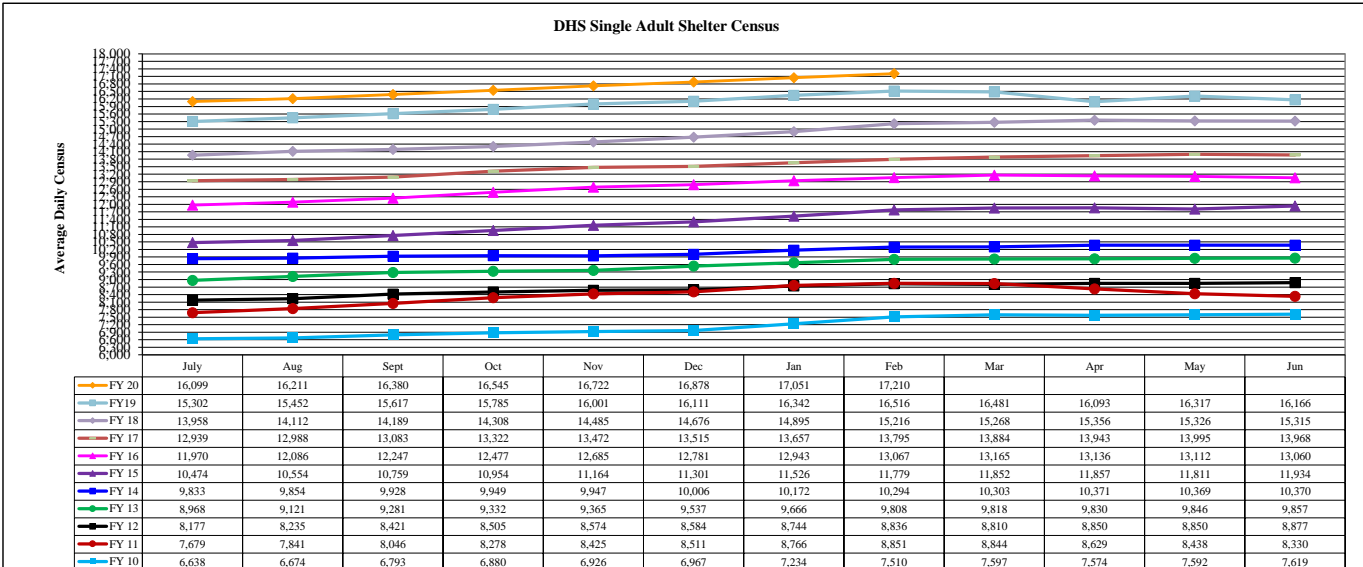
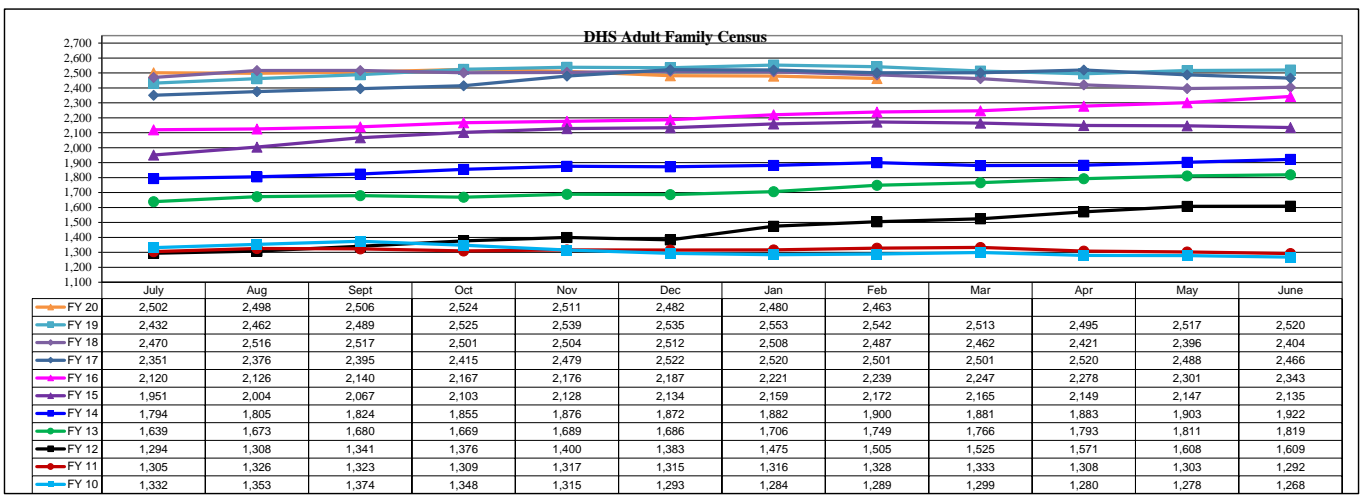
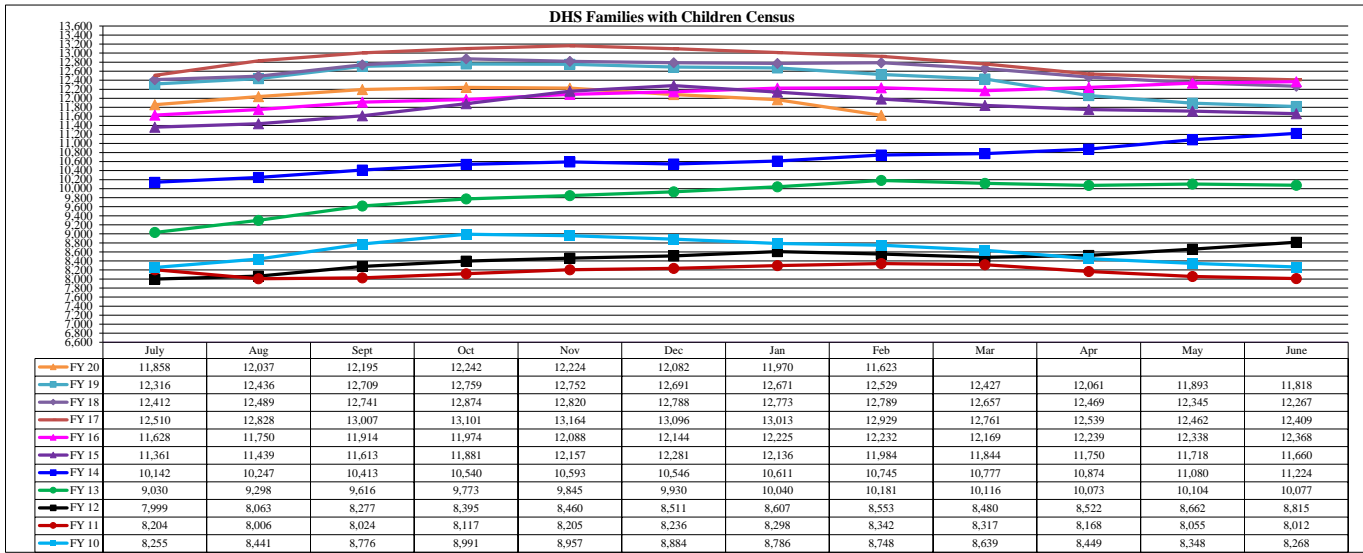
FAMILY INTAKE	
Families Requesting Temporary Housing at PATH	42
Adult Families Requesting Temporary Housing at AFIC	16
Families Placed in Overnight Accommodations	0
Families w/children at PATH Overnight (pre 10PM)	0

TOTAL SHELTER CENSUS	
Adults	37,667
Children	20,254
Total Individuals	57,921

SINGLE ADULT SHELTER CENSUS	
Men	12,694
Women	4,631
Total Single Adults	17,325

FAMILIES WITH CHILDREN CENSUS	
Families	11,351
Adults	15,192
Children	20,254
Individuals	35,446

ADULT FAMILIES CENSUS	
Families	2,445
Individuals (Adults)	5,150



*Due to data conversion the average monthly census for December 2011 and January 2012 for Families with Children and Adult Families is based upon data for a partial month.