

**DAILY REPORT**

2/27/2023

(Data from Sunday, February 26, 2023)

**Code Blue**

SINGLE ADULTS	
Drop-in Center Clients Served	383
Drop-in Center Overnight Census	159
Faith Bed Census	17
Outreach Contacts	311
Outreach Placements	33
Safe Haven Utilization	1551
Veterans In Short-term Housing	216
Criminal Justice Short-term Housing (Note: This count is also included in the <b>TOTAL SHELTER CENSUS</b> )	133

4 of 6 sites reporting  
 4 of 6 sites reporting  
 4 of 6 sites reporting

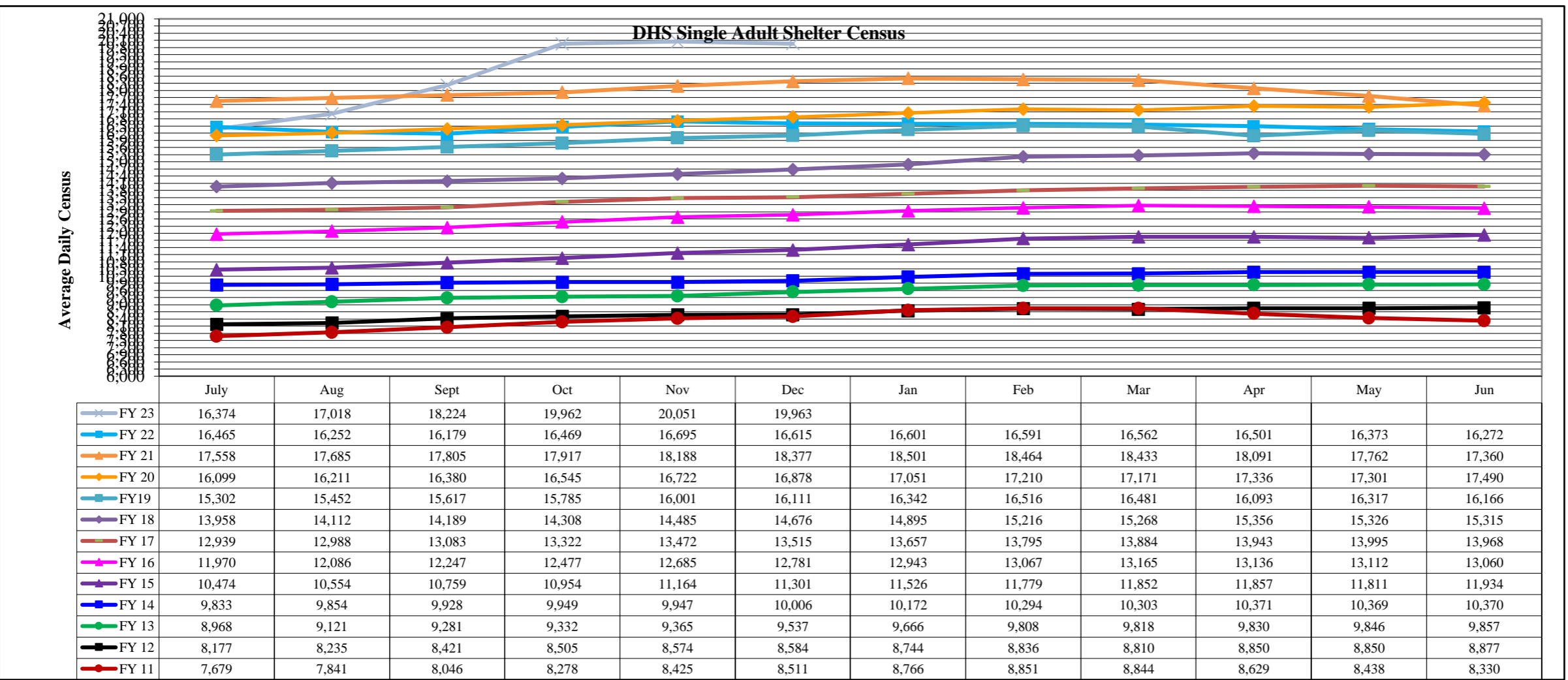
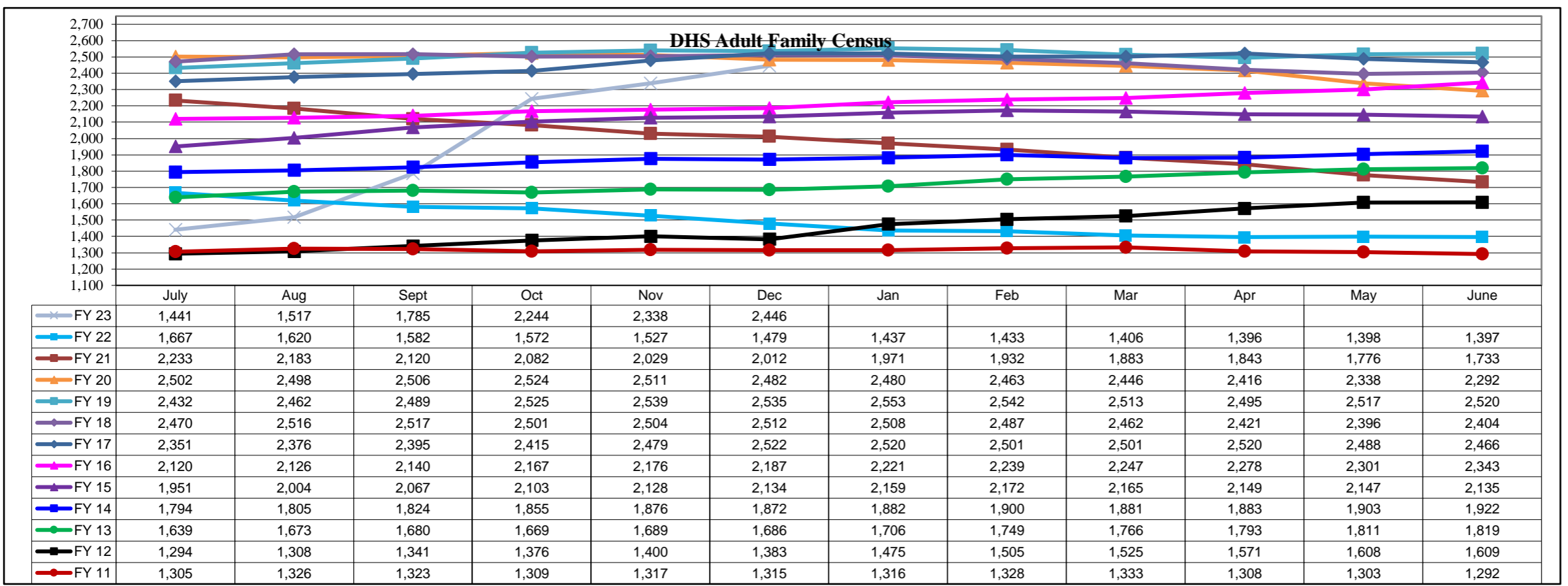
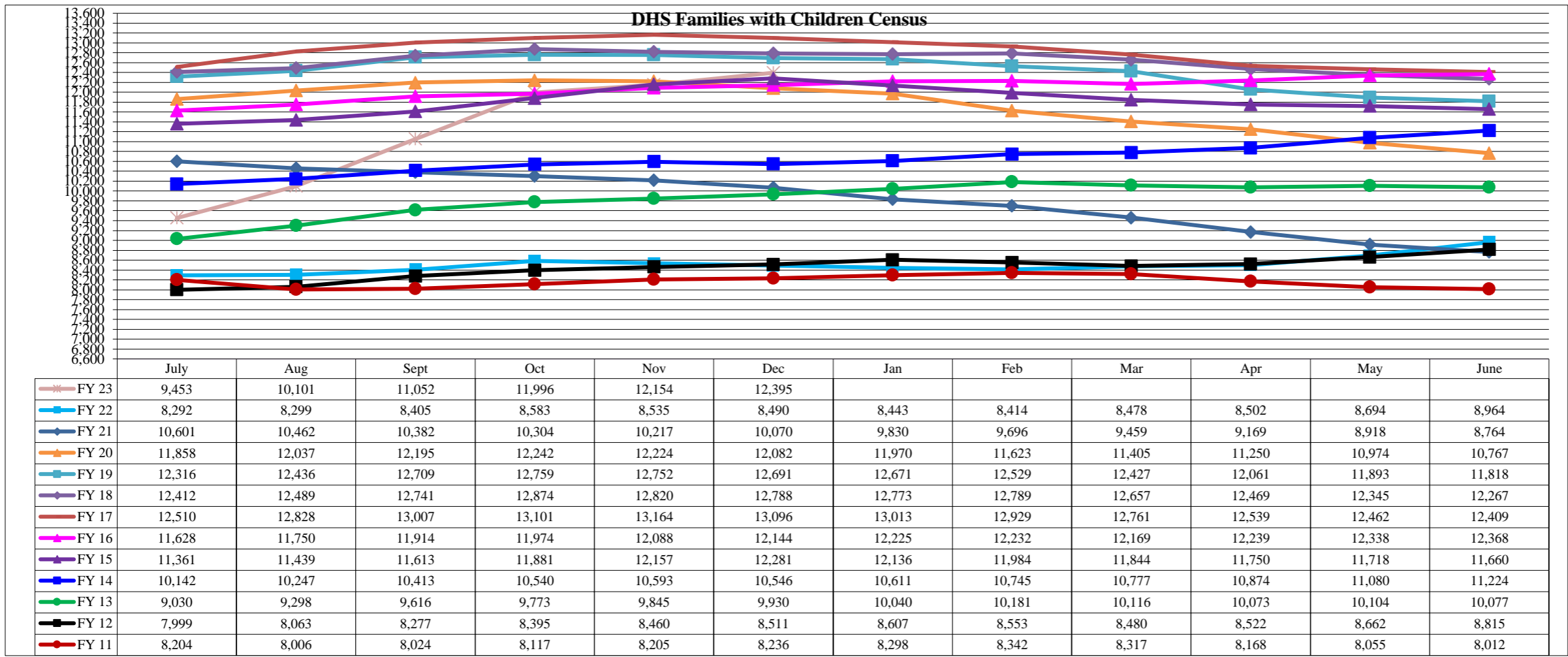
FAMILY INTAKE	
Families with Children Requesting Temporary Housing	63
Adult Families Requesting Temporary Housing	23
Families Placed in Overnight Accommodations	0
Families w/children at PATH Overnight (pre 10PM)	0

TOTAL SHELTER CENSUS	
Adults	47,901
Children	23,011
<b>Total Individuals</b>	<b>70,912</b>

SINGLE ADULTS	
Men	16,719
Women	4,482
<b>Total Single Adults</b>	<b>21,201</b>

FAMILIES WITH CHILDREN	
<b>Families</b>	13,500
Adults	20,792
Children	23,011
<b>Individuals</b>	<b>43,803</b>

ADULT FAMILIES CENSUS	
<b>Families</b>	2,783
<b>Individuals (Adults)</b>	<b>5,908</b>



\*Due to data conversion the average monthly census for December 2011 and January 2012 for Families with Children and Adult Families is based upon data for a partial month.