

DAILY REPORT

12/1/2021

(Data from Tuesday, November 30, 2021)

Code Blue

SINGLE ADULTS	
Drop-in Center Clients Served	423
Drop-in Center Overnight Census	150
Faith Bed Census	11
Outreach Contacts	335
Outreach Placements	10
Safe Haven Utilization	1119
Veterans In Short-term Housing	159
Criminal Justice Short-term Housing	102

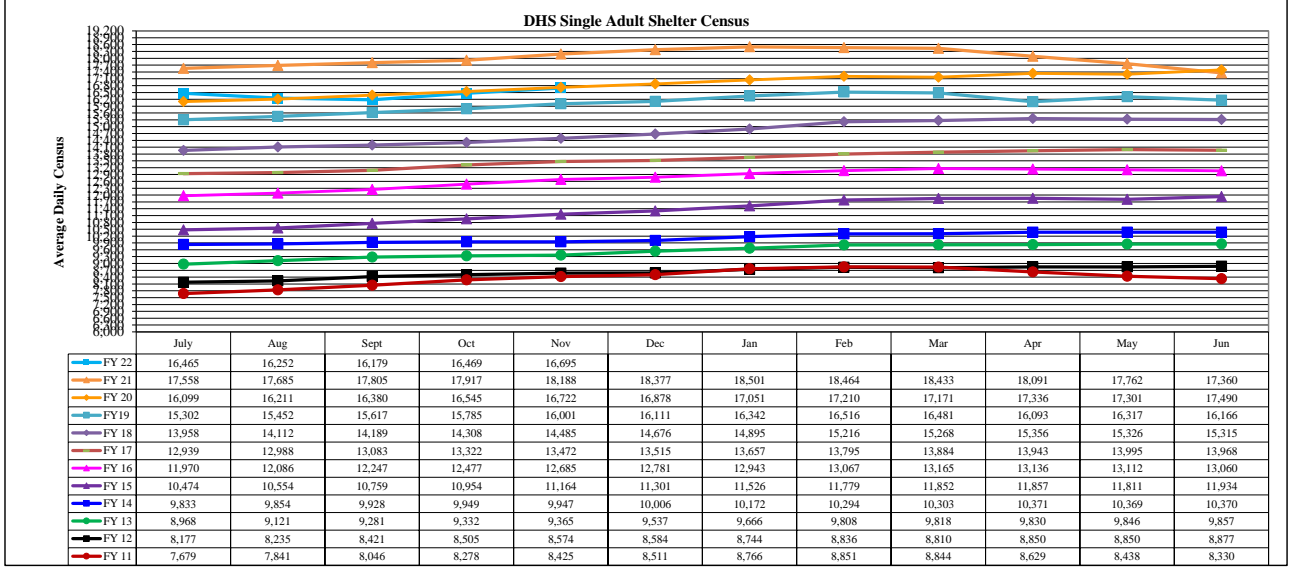
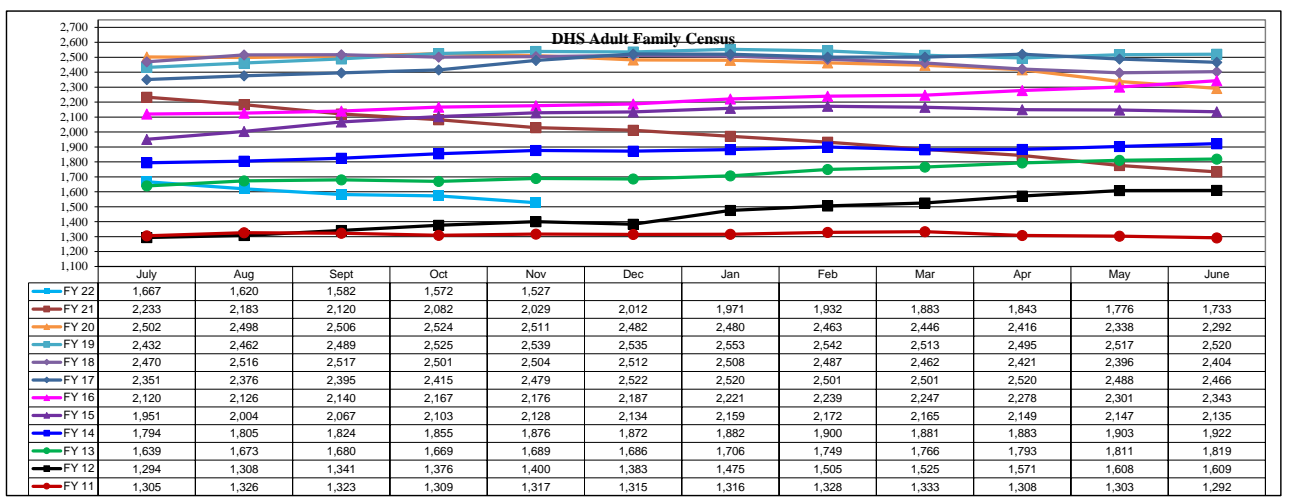
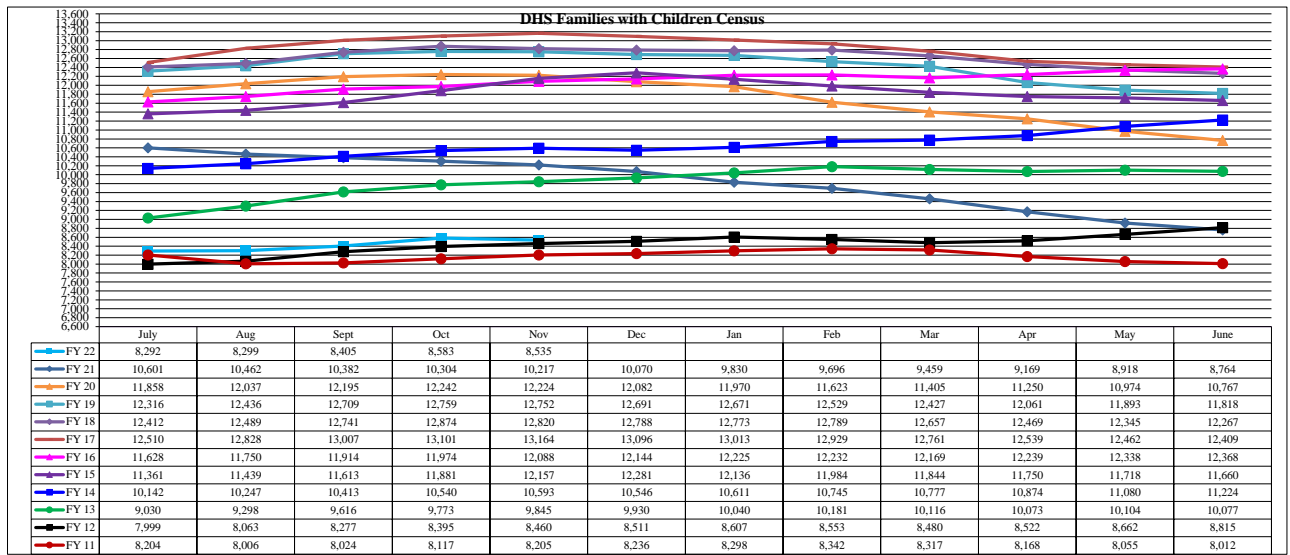
FAMILY INTAKE	
Families Requesting Temporary Housing at PATH	182
Adult Families Requesting Temporary Housing at AFIC	18
Families Placed in Overnight Accommodations	0
Families w/children at PATH Overnight (pre 10PM)	0

TOTAL SHELTER CENSUS	
Adults	31,110
Children	14,727
Total Individuals	45,837

SINGLE ADULTS	
Men	12,617
Women	4,182
Total Single Adults	16,799

FAMILIES WITH CHILDREN	
Families	8,498
Adults	11,169
Children	14,727
Individuals	25,896

ADULT FAMILIES CENSUS	
Families	1,501
Individuals (Adults)	3,142



*Due to data conversion the average monthly census for December 2011 and January 2012 for Families with Children and Adult Families is based upon data for a partial month.