

DAILY REPORT

8/17/2021

(Data from Monday, August 16, 2021)

SINGLE ADULTS	
Drop-in Center Clients Served	446
Drop-in Center Overnight Census	146
Faith Bed Census	26
Outreach Contacts	174
Outreach Placements	4
Safe Haven Utilization	1052
Veterans In Short-term Housing	160
Criminal Justice Short-term Housing	97

FAMILY INTAKE	
Families Requesting Temporary Housing at PATH	131
Adult Families Requesting Temporary Housing at AFIC	7
Families Placed in Overnight Accommodations	0
Families w/children at PATH Overnight (pre 10PM)	0

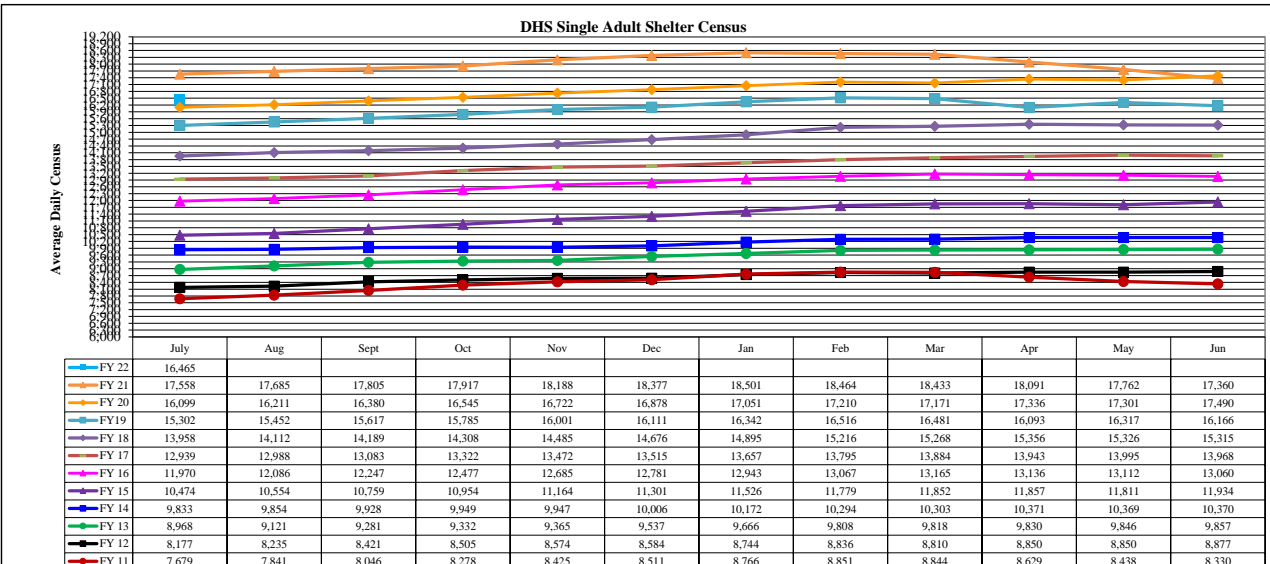
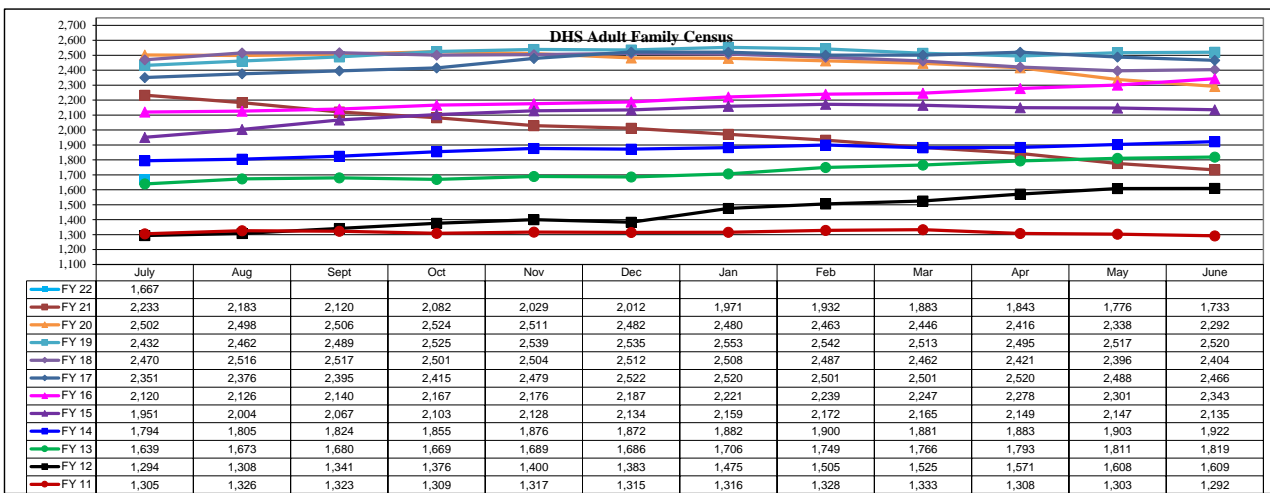
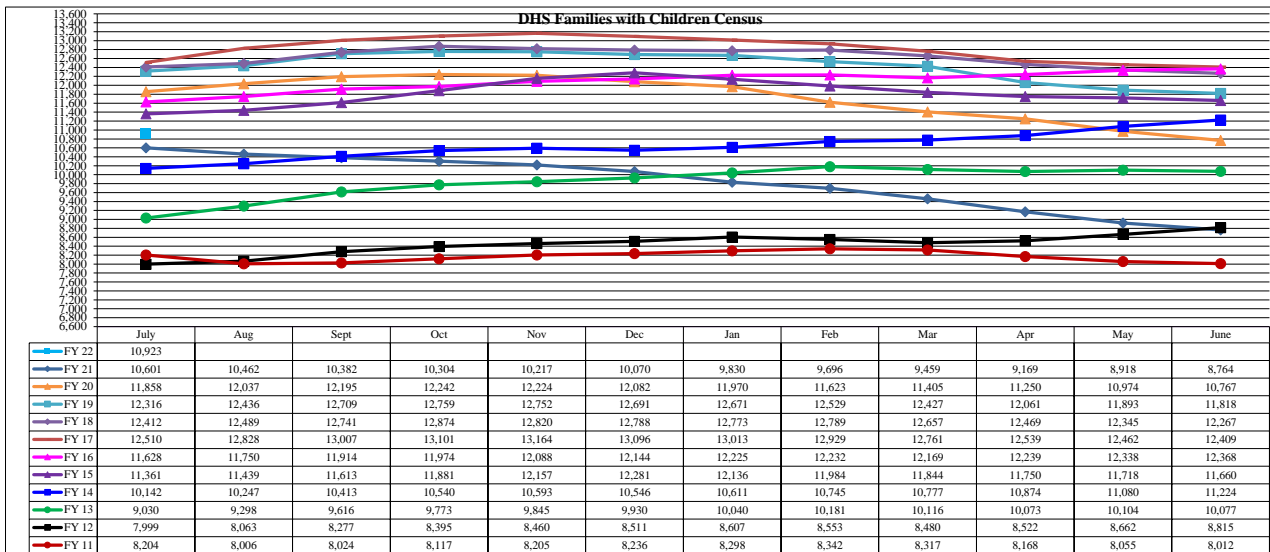
TOTAL SHELTER CENSUS	
Adults	30,740
Children	14,522
Total Individuals	45,262

SINGLE ADULTS	
Men	12,254
Women	4,048
Total Single Adults	16,302

FAMILIES WITH CHILDREN	
Families	8,347
Adults	10,995
Children	14,522
Individuals	25,517

ADULT FAMILIES CENSUS	
Families	1,639
Individuals (Adults)	3,443

x



*Due to data conversion the average monthly census for December 2011 and January 2012 for Families with Children and Adult Families is based upon data for a partial month.