

DAILY REPORT

7/10/2020

(Data from Thursday, July 09, 2020)

SINGLE ADULTS	
Drop-in Center Clients Served	289
Drop-in Center Overnight Census	99
Faith Bed Census	49
Outreach Contacts	339
Outreach Placements	14
Safe Haven Utilization	1090
Veterans In Short-term Housing	242
Criminal Justice Short-term Housing	125

Incomplete (4)
Incomplete (4)
Incomplete (4)

FAMILY INTAKE	
Families Requesting Temporary Housing at PATH	137
Adult Families Requesting Temporary Housing at AFIC	24
Families Placed in Overnight Accommodations	0
Families w/children at PATH Overnight (pre 10PM)	0

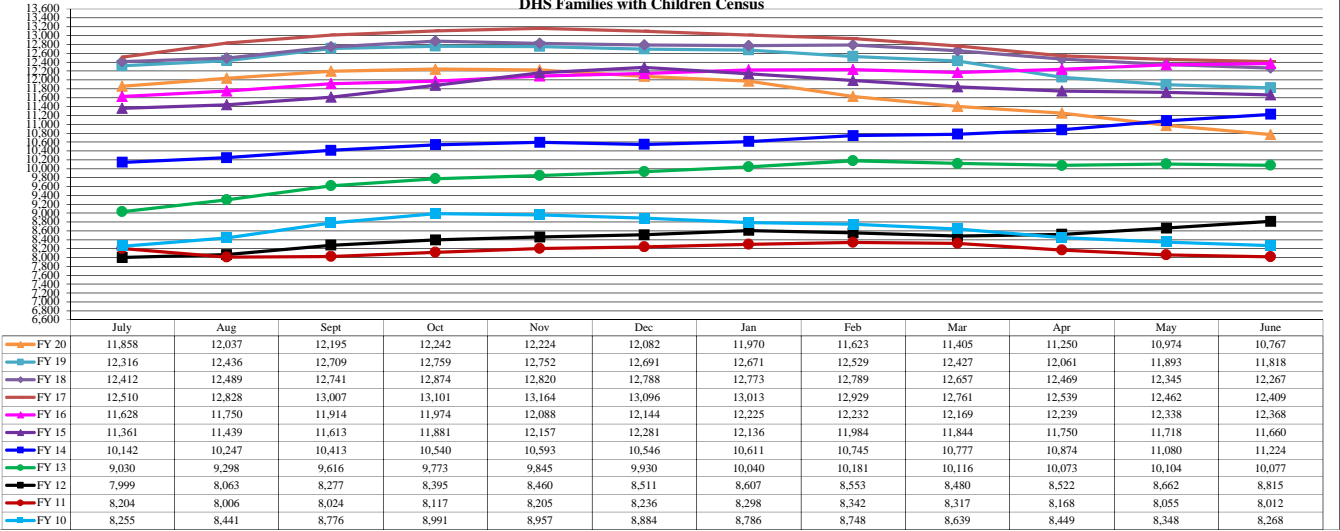
TOTAL SHELTER CENSUS	
Adults	36,505
Children	18,951
Total Individuals	55,456

SINGLE ADULT SHELTER CENSUS	
Men	13,102
Women	4,466
Total Single Adults	17,568

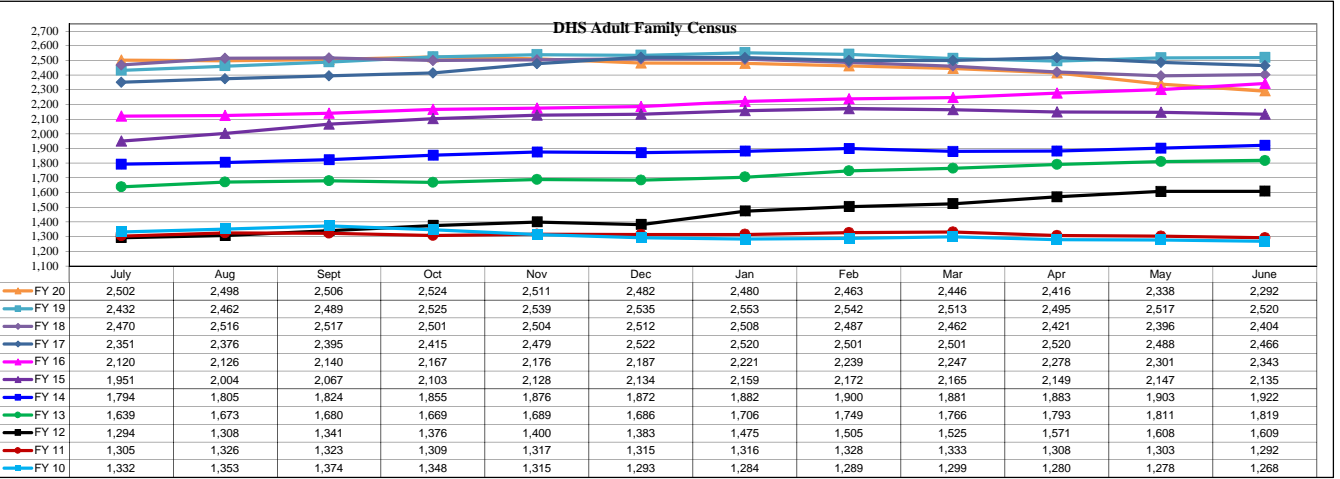
FAMILIES WITH CHILDREN CENSUS	
Families	10,652
Adults	14,211
Children	18,951
Individuals	33,162

ADULT FAMILIES CENSUS	
Families	2,237
Individuals (Adults)	4,726

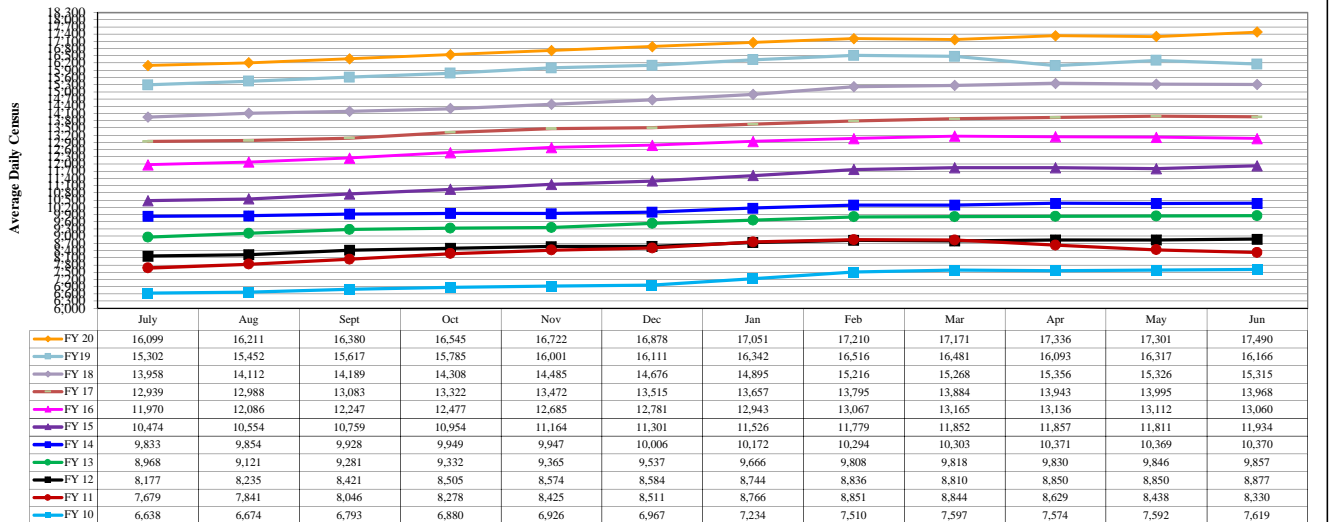
DHS Families with Children Census



DHS Adult Family Census



DHS Single Adult Shelter Census



*Due to data conversion the average monthly census for December 2011 and January 2012 for Families with Children and Adult Families is based upon data for a partial mon