


Office of the City Clerk



Clerk of the Council

Lobbying Bureau Annual Report

Michael McSweeney
City Clerk, Clerk of the Council

Alisa Fuentes
Deputy City Clerk

Damaris Acosta
Deputy City Clerk

Patrick L. Synmoie
Counsel to the City Clerk

Walter Carcione
Chief Investigator

Mary Prentis
Associate Counsel

Brenda Hernandez
Paralegal

March 1, 2022

Table of Contents

Introduction.....	1
(i) Number of complaints received from the public and the disposition of such complaints.....	2
(ii) Number and amount of civil penalties imposed pursuant to subdivisions (a), (b), (c) and (d) of § 3-223 of the Administrative Code	2
<i>2020 Reports (Client Annual Reports, Sixth Periodic Reports and Sixth Periodic Fundraising and Political Consulting Reports)</i>	3
<i>2021 Statements of Registration and Periodic Reports</i>	3
<i>2021 Fundraising and Political Consulting Reports</i>	4
<i>2021 Termination Notices</i>	4
(iii) Number and duration of orders issued pursuant to subdivision (a) of § 3-223 of the Administrative Code.....	4
(iv) Number of random audits conducted by the city clerk and outcomes thereof	5
(v) Compliance programs developed and implemented for lobbyists and clients	5
<i>Amendment of Rules</i>	6
<i>Training</i>	6
<i>Outreach Efforts</i>	7
<i>Other Compliance Efforts</i>	7
(vi) The types and number of requests for assistance related to the lobbying law received by the city clerk.....	9
(vii) The number of lobbyists filing statements of registration pursuant to § 3-213 of the Administrative Code for the first time.....	9
(viii) The subject matter of lobbying activity most frequently reported by lobbyists and lobbyist/client filers.....	9
(ix) The lobbying targets most frequently reported by lobbyists and lobbyist/client filers	9
(x) The lobbyists and lobbyist/client filers that reported the highest compensation.....	10
(xi) Other information and analysis.....	10
<i>Number of Reporting Lobbyists and Clients</i>	10
<i>Outlook For 2022</i>	10
<i>Analysis of Lobbying Data</i>	11
TOP TEN LOBBYISTS OF 2021 BY COMPENSATION	12
TOP TEN LOBBYISTS OF 2020 BY COMPENSATION	14
TOP TEN LOBBYISTS OF 2019 BY COMPENSATION	15
TOP TEN LOBBYISTS OF 2018 BY COMPENSATION	16
COMPARISON OF COMPENSATION OF LOBBYISTS FROM 2018-2021	17
COMPARISON OF COMPENSATION OF TOP LOBBYISTS FROM 2018-2021	18
TOP TEN LOBBYISTS OF 2021 BY NUMBER OF CLIENTS REGISTERED	19
COMPARISON OF TOTAL CLIENTS FROM 2018-2021.....	20
COMPARISON OF TOTAL CLIENTS OF TOP LOBBYISTS FROM 2018-2021	21

TOP TEN LOBBYIST/CLIENT FILERS OF 2021 BY COMPENSATION.....	22
COMPARISON OF LOBBYIST/CLIENT FILERS' COMPENSATION FROM 2018-2021.....	24
COMPARISON OF LOBBYISTS' AND LOBBYIST/CLIENT FILERS' COMPENSATION FROM 2018-2021	25
TOP TEN CLIENTS OF 2021 BY COMPENSATION TO ALL RETAINED LOBBYING FIRMS.....	26
TOP CLIENTS OF 2021 BY RETAINED LOBBYING FIRMS	28
TOP TEN LOBBYING CONTRACTS IN 2021	29
TOP LOBBYISTS OF 2021 BY NUMBER OF EMPLOYEES	30
TOP LOBBYIST/CLIENT FILERS OF 2021 BY NUMBER OF EMPLOYEES	31
DISTRIBUTION OF CLIENTS' INDUSTRIES IN 2021	32
COMPARISON OF CLIENTS' INDUSTRIES FROM 2018-2021	33
DISTRIBUTION OF SUBJECT CATEGORIES OF 2021	34
TOP TARGETS OF 2021.....	36
ANALYSIS OF FUNDRAISING REPORTS 2021	37
ANALYSIS OF LOBBYING BUREAU STAFF TIME BY SUBJECT CATEGORY ...	38
DISTRIBUTION OF TELEPHONE INQUIRIES BY SUBJECT CATEGORY	39
COMPARISON OF TELEPHONE INQUIRIES BY SUBJECT CATEGORY FROM 2018-2021.....	41
DISTRIBUTION OF EMAIL INQUIRIES BY SUBJECT CATEGORY	42
COMPARISON OF EMAIL INQUIRES BY SUBJECT CATEGORY FROM 2018-2021.....	44
APPENDIX A.....	A-1
APPENDIX B.....	B-1
APPENDIX C.....	C-1
APPENDIX D.....	D-1
APPENDIX E.....	E-1
APPENDIX F.....	F-1
APPENDIX G.....	G-1
APPENDIX H.....	H-1
APPENDIX I.....	I-1
APPENDIX J.....	J-1

Introduction

Lobbying in the City of New York is governed by Administrative Code §§ 3-211 through 3-223 and Chapter 1 of Title 51 of the Rules of the City of New York (collectively, the “Lobbying Law.”) This is the sixteenth annual report issued by the Lobbying Bureau (the “Lobbying Bureau”) of the Office of the City Clerk (the “City Clerk”) pursuant to § 3-212(c) of the Administrative Code of the City of New York (the “Administrative Code”), the text of which follows:

The city clerk shall prepare and post on the internet an annual report relating to the administration and enforcement of the provisions of this subchapter. Such report shall contain information regarding (i) the number of complaints received from the public and the disposition of such complaints; (ii) the number and amount of civil penalties imposed pursuant to subdivisions (a), (b), (c) and (d) of section 3-223 of this subchapter; (iii) the number and duration of orders issued pursuant to subdivision (a) of section 3-223 of this subchapter; (iv) the number of random audits conducted by the city clerk and outcomes thereof; (v) compliance programs developed and implemented for lobbyists and clients; (vi) the types and number of requests for assistance related to the lobbying law received by the city clerk, and, as soon as practicable, the average response and resolution times of such requests; (vii) the number of lobbyists filing statements of registration pursuant to section 3-213 of this subchapter for the first time; (viii) the subject matter of lobbying activity most frequently reported by lobbyists; (ix) the lobbying targets most frequently reported by lobbyists; (x) the lobbyists that received the highest compensation; and (xi) such other information and analysis as the city clerk deems appropriate. Such report shall be posted on the internet no later than March first of each year and shall contain information relating to the preceding calendar year.

Listed hereafter is the information required by the Administrative Code for calendar year 2021.

(i) Number of complaints received from the public and the disposition of such complaints.

In 2021, the Lobbying Bureau did not receive any complaints from the public regarding possible violations of the Administrative Code.

There was 1 open investigation based on a complaint received in 2019. It alleged that East Village Community Coalition, Inc., George Arzt Communication, Inc., HR&A Advisors, Inc., Denham, Wolf Real Estate Services, Inc., La Vida Feliz Foundation, The Greenwich Village Society for Historic Preservation, Inc. and Dentons US LLP violated Administrative Code §§ 3-213(a)(1); 3-216(a)(1) or 3-217(a) *et seq.* After review of the complaint and a subsequent investigation, the City Clerk found no probable cause that the above-listed entities violated the Administrative Code and closed the investigation in 2021.

(ii) Number and amount of civil penalties imposed pursuant to subdivisions (a), (b), (c) and (d) of § 3-223 of the Administrative Code.

Violators of the Lobbying Law are subject to the penalties detailed in Administrative Code § 3-223 *et seq.* Pursuant to Administrative Code § 3-223(a), the penalties for knowing and willful violations of the Lobbying Law include: a civil penalty not to exceed \$30,000; the issuance of a cease and desist order; or both a civil penalty and a cease and desist order. Pursuant to Administrative Code § 3-223(b), violators are subject to a civil penalty not to exceed \$30,000 for violating a cease and desist order or for violating the proscription against contingency agreements. In addition to penalties for any late filing, pursuant to Administrative Code § 3-223(c), violators may be subject to a civil penalty, not to exceed \$20,000, if a violation is not cured. Lastly, for any violation of the Lobbying Law not covered in the foregoing provisions, pursuant to Administrative Code § 3-223(d), violators may be subject to a civil penalty not to exceed \$20,000, if a violation is not cured.

Listed below are the late filing and civil penalties¹ incurred for each reporting period as of February 25, 2022.

¹ The late filing penalties contained in this report are restricted to penalties resulting from the late filing of 2020 annual reports (client annual reports, sixth periodic reports and sixth periodic fundraising and political consulting reports) and 2021 filings including: statements of registration, first through fifth periodic reports, and first through fifth periodic fundraising and political consulting reports.

2020 Reports (Client Annual Reports, Sixth Periodic Reports and Sixth Periodic Fundraising and Political Consulting Reports)

The Lobbying Bureau identified 38 Lobbyists² that failed to timely file an aggregate of 60 sixth periodic/annual reports³ for 2020. For this failure, such Lobbyists incurred \$6,675.00 in aggregate late filing penalties. (See [Appendix A](#) attached hereto.)

The Lobbying Bureau identified one Lobbyist who failed to timely file a sixth periodic fundraising and political consulting report. For this failure, such Lobbyist incurred \$125.00 in aggregate late filing penalties. (See [Appendix B](#) attached hereto.)

The Lobbying Bureau identified 273 late client annual reports. For this failure, such clients incurred \$75,847.50 in aggregate late filing penalties. (See [Appendix C](#) attached hereto.)

No civil penalties were warranted for the late filing of the above-listed reports.

2021 Statements of Registration and Periodic Reports

The Lobbying Bureau identified 62 Lobbyists who failed to timely file an aggregate of 151 statements of registration. For this failure, such Lobbyists incurred \$57,187.50 in aggregate late filing penalties. (See [Appendix D](#) attached hereto.) No civil penalties were warranted in connection with such failures.

One hundred and sixty-four Notices to Cure were sent to Lobbyists who failed to timely pay registration fees or submit retainer agreements or amended retainer agreements. The Lobbyists cured such failures either by paying the fees or submitting the retainers. No civil penalties were warranted in connection with such failures.

The Lobbying Bureau identified 35 Lobbyists who failed to timely file an aggregate of 56 first periodic reports. For this failure, such Lobbyists incurred \$5,825.00 in aggregate late filing penalties. (See [Appendix E](#) attached hereto.)

The Lobbying Bureau identified 26 Lobbyists who failed to timely file an aggregate of 43 second periodic reports. For this failure, such Lobbyists incurred \$5,250.00 in aggregate late filing penalties. (See [Appendix F](#) attached hereto.)

² As used throughout this report, “Lobbyists” refers to lobbying firms as well as lobbyist/client filers.

³ The Lobbying Bureau has historically treated the sixth periodic report as equivalent to an annual report for lobbyists.

The Lobbying Bureau identified 33 Lobbyists who failed to timely file an aggregate of 80 third periodic reports. For this failure, such Lobbyists incurred \$3,325.00 in aggregate late filing penalties. (See [Appendix G](#) attached hereto.)

The Lobbying Bureau identified 34 Lobbyists who failed to timely file an aggregate of 41 fourth periodic reports. For this failure, such Lobbyists incurred \$7,685.00 in aggregate late filing penalties. (See [Appendix H](#) attached hereto.)

The Lobbying Bureau identified 23 Lobbyists who failed to timely file an aggregate of 26 fifth periodic reports. For this failure, such Lobbyists incurred \$4,900.00 in aggregate late filing penalties. (See [Appendix I](#) attached hereto.)

2021 Fundraising and Political Consulting Reports

The Lobbying Bureau identified 2 Lobbyists who failed to timely file a total of 2 fundraising and political consulting reports. For this failure, such Lobbyists incurred \$575.00 in aggregate late filing penalties. (See [Appendix J](#) attached hereto.)

No civil penalties were warranted for the late filing of fundraising and political consulting reports.

2021 Termination Notices

One hundred and six Notices to Cure were sent to Lobbyists and 339 Notices to Cure were sent to clients who failed to timely file termination notices. The filers cured such failures either by filing the missing termination notice or extending the lobbying contract. One client failed to timely cure. Enforcement proceedings for this client are pending.

(iii) Number and duration of orders issued pursuant to subdivision (a) of § 3-223 of the Administrative Code.

None.

(iv) Number of random audits conducted by the city clerk and outcomes thereof.

The Lobbying Bureau selected 45 Lobbyists for audit in 2021. The 2021 audits encompass an examination of all filings made in 2020 by the 45 randomly selected Lobbyists and associated clients, to determine if such filings were complete, accurate, timely filed and otherwise in compliance with the Lobbying Law. The audits normally result in the issuance of findings and required actions. Examples of previous audit findings include: reporting incorrect compensation and expenses; failing to report reimbursed expenses; failing to file termination notices; failing to properly describe subject details; failing to file correct targets; inadvertently listing the names of children of lobbying employees in the statement of registration; and inadvertently removing the names of lobbying employees from the statement of registration. Examples of previous required actions include: correcting compensation and expense amounts; reporting reimbursed expenses; filing termination notices; amending reports to properly describe subject details; correcting targets; removing the names of children of lobbying employees from the statement of registration; and amending the statement of registration to relist incorrectly removed names of employees.

(v) Compliance programs developed and implemented for lobbyists and clients.

The Lobbying Bureau works with filers⁴ to improve compliance with the Lobbying Law in a variety of ways including training, outreach and other educational efforts. In addition, the Lobbying Bureau receives numerous telephone and e-mail inquiries throughout the year for: assistance with filing reports; questions regarding requirements of the Lobbying Law; and technical assistance with e-Lobbyist. See [*\(vi\) The types and number of requests for assistance related to the lobbying law received by the city clerk*](#) for further information. Responding to these questions and requests for assistance continues to be an integral part of the Lobbying Bureau's daily functions.

⁴ As used throughout this report, unless otherwise stated, "filers" refers to lobbyist entities, lobbyist/client entities and clients.

Amendment of Rules

In 2021, the Lobbying Bureau worked with the Law Department to finalize amended rules regarding the definition of lobbying applicable to architects and engineers as mandated by Administrative Code § 3-211(c)(3)(x). Specifically, the rules amend Chapter 1 of Title 51 of Rules of the City of New York by adding a subdivision defining what constitutes “minor” pursuant to Administrative Code § 3-211(c)(3)(x). Consequently, authorizations by the City Planning Commission pursuant to the zoning resolution and decisions related to real property by other boards or commissions designated as minor by the City Clerk are excluded from the reporting requirements of the Administrative Code. The amended rule was proposed and published in the City Record on November 29, 2021. The required public hearing was held on December 29, 2021. The Notice of Adoption was published in the City Record on February 25, 2022. Pursuant to the Citywide Administrative Procedure Act, the rule will be effective March 25, 2022.

Training

The Lobbying Bureau instituted a mandatory training program for Lobbyists in 2016 as required by the Lobbying Law. Lobbyists must complete the training biennially. If a Lobbyist registers 30 or more clients and lists 5 or more lobbying officers or employees, then 2 officers or employees, 1 of whom must have lobbied in the prior year, must complete the training.

In 2021, in connection with the mandatory training program, the Lobbying Bureau conducted 11 trainings with approximately 255 attendees. Three lobbyist training sessions and 8 lobbyist/client filer training sessions were held. Each session included a detailed overview of the requirements of the Lobbying Law and provided in-depth instructions on filing reports in e-Lobbyist. Sessions were held remotely via Zoom. Fifty-five filers opted to fulfill the training program via pre-recorded video.

Four Notices to Cure were served in connection with the failure of Lobbyists to attend mandatory training. All Lobbyists subsequently cured the violation by completing training within the required cure period. No civil penalties were warranted for failure to attend training.

Outreach Efforts

Notification to Recipients of Discretionary Funds under the City Council Fiscal Year 2022 Adopted Expense Budget - Schedule C

The Lobbying Bureau sent approximately 1,700 emails to entities that received discretionary funding from the City Council for fiscal year 2022 that were not registered New York City Lobbyists. Enclosed with the email was a summary of the Lobbying Law. The email alerted entities to the Lobbying Law and encouraged them to review their activities and related compensation and expenses to determine whether or not they were required to comply. The Lobbying Bureau received numerous telephone and email inquiries as a result of this outreach effort.

Comparison of New York City and New York State Lobbying Reports

The Lobbying Bureau continued its efforts to uncover unreported City lobbying in 2021 by comparing 5,328 statements of registration filed with the Joint Commission on Public Ethics (“JCOPE”) with statements of registration filed with the Lobbying Bureau as of September 1, 2021.

In total, 37 entities reported lobbying City targets with JCOPE but did not file a statement of registration with the Lobbying Bureau. As a result, the Lobbying Bureau sent notices to the entities. Thirty-five entities submitted affidavits affirming that they were not required to file statements of registration because: (1) the entity inadvertently listed a New York City target on the JCOPE statement of registration when no City lobbying took place; or (2) the entity did not exceed the \$5,000 reporting threshold for City lobbying. One entity filed the required reports and paid late filing penalties. The remaining entity is facing pending litigation.

Other Compliance Efforts

The Lobbying Bureau examines reports filed on e-Lobbyist to determine the accuracy of the information contained in the statements of registration, retainer agreements and periodic reports. In 2021, the Lobbying Bureau reviewed approximately 2,569 retainer agreements filed by lobbyists to ensure that the retainer agreements complied with the Lobbying Law.

Retainer Issues

All retainer agreements must contain: (1) the compensation payable to the Lobbyist; (2) the client's name; (3) the terms of any third-party payments for the lobbyist's services; and (4) the duration of the term of representation, including the specific start date. *See* Chapter 1 of Title 51 of the Rules of the City of New York § 1-08. The Lobbying Bureau identified approximately 39 statements of registration which contained retainer issues including: (1) failure to include a full force and effect letter, (2) failure to upload the original retainer with the amended retainer, and (3) uploading the wrong retainer. Non-compliant Lobbyists were contacted and required to correct the retainer issues within the cure period. Nine Notices to Cure were served on 5 Lobbyists. The Lobbyists cured the retainer issues and no civil penalties were imposed.

Date Issues

In order to resolve date discrepancies, the Lobbying Bureau cross-checked start and end dates listed on the statements of registration with the corresponding retainer agreements contained in e-Lobbyist. The Lobbying Bureau identified approximately 129 statements of registration which contained issues with start and end dates in Lobbyists' filings by comparing the dates on the statements of registration with the dates listed on the related retainer agreements. Lobbyists were instructed to cure by amending either the date on the statement of registration or the date on the corresponding retainer agreement. Seven Notices to Cure were served on seven Lobbyists. The Lobbyists cured the date issues and no civil penalties were imposed.

Entity Name Issues

In order to resolve entity name discrepancies, the Lobbying Bureau cross-checked client names listed on the statements of registration and retainer agreements with the client enrollment name. The Lobbying Bureau identified 46 statements of registration which contained entity name issues. Notices to Cure were served on 6 Lobbyists for a total of 7 entity name issues. The Lobbyists were instructed to cure by: (1) filing an amended statement of registration with an amended retainer agreement listing the correct name; or (2) enrolling the new entity and filing reports under the new entity name. The Lobbyists cured the entity name issues and no civil penalties were imposed.

(vi) The types and number of requests for assistance related to the lobbying law received by the city clerk.

In 2021, the Lobbying Bureau recorded its activities and the types and number of requests received.⁵ From January 1, 2021 through December 31, 2021, the Lobbying Bureau's time was allocated as follows: compliance 49%, audits 28%, enforcement 10%, e-Lobbyist assistance 5%, outreach/training 5% and investigations 3% (see page [38](#)).⁶ In addition, the Lobbying Bureau received approximately 586 telephone calls (see pages [39-41](#)) and 4,927 email requests (see pages [42-44](#)). The majority of telephone calls consisted of compliance inquiries. The majority of emails involved filers requesting technical assistance in completing a filing on e-Lobbyist.

(vii) The number of lobbyists filing statements of registration pursuant to § 3-213 of the Administrative Code for the first time.

In 2021, 43 Lobbyists filed statements of registration for the first time. This is a 30% increase from the previous year. Thirteen of these entities are lobbyists and thirty entities are lobbyist/client filers. The 30 lobbyist/client filers' industry categories were reported as follows: 11 banking and financial services; 5 public, community interest and not-for-profit organization; 4 technology, telecommunications and other media; 3 transportation; 2 health and mental hygiene, 2 environment and natural resources; 1 advertising, 1 arts and culture; and 1 labor.

(viii) The subject matter of lobbying activity most frequently reported by lobbyists and lobbyist/client filers.

See [Analysis of Lobbying Data](#) and charts on pages [34-35](#).

(ix) The lobbying targets most frequently reported by lobbyists and lobbyist/client filers.

See [Analysis of Lobbying Data](#) and chart on page [36](#).

⁵ All data is compiled from information recorded and reported by Lobbying Bureau staff members and constitute best estimates.

⁶ Total may vary due to rounding.

(x) The lobbyists and lobbyist/client filers that reported the highest compensation.

See [Analysis of Lobbying Data](#) and charts on pages [12-18](#) and [22-25](#).

(xi) Other information and analysis.

Number of Reporting Lobbyists and Clients

As of February 25, 2022, approximately 2,567 Lobbyists and 6,370 clients were enrolled in e-Lobbyist. In 2021, approximately 2,569 statements of registration were filed on e-Lobbyist and Lobbyists paid approximately \$184,750 in registration fees.

Outlook For 2022

In 2022, the Lobbying Bureau will remain focused on compliance and enforcement of the Lobbying Law. The Lobbying Bureau will continue to: (1) fulfill its statutory mandates; (2) confirm the veracity of reports filed by Lobbyists and clients; (3) check information contained in the reports to verify the accuracy of the filings and resolve any discrepancies; (4) respond to requests for guidance and interpretations of the Lobbying Law; (5) conduct random audits; and (6) investigate unreported lobbying.

The Lobbying Bureau will not only continue the mandatory training program, but also expand the program by creating additional training videos. We will also expand our enforcement efforts to ensure that first time filers are trained within fifteen days of commencing lobbying activities. The Lobbying Bureau will continue to identify consistent trends of noncompliance and highlight those areas in our training materials and enforcement procedures.

In the upcoming year, the Lobbying Bureau expects to collaborate with the Department of Information Technology and Telecommunications (“DoITT”), and other city agencies, to develop and work towards implementing a new e-Lobbyist system. The modernization of e-Lobbyist will include numerous upgrades including: improving the user-friendliness of the system; text changes to screens and the user-guide; adding more drop-downs to replace free-form fields; improving the functionality of the automatic e-Lobbyist emails; and implementation of an enhancement which

will permit lobbyist/client filers, whose total compensation is between \$5,000 and \$10,000, to file 2 periodic reports per year instead of 6.

The Lobbying Bureau, in conjunction with DoITT, will continue to make information available via [NYC Lobbyist Search](#), the public database of filings. The enhanced lobbyist search has enabled the Lobbying Bureau to further its mission of increasing transparency in government and allowed requests for information to be fulfilled more efficiently.

*Analysis of Lobbying Data*⁷

Each year the Lobbying Bureau analyzes the available data and reports on various macro and micro trends in City lobbying. In addition, the Lobbying Bureau receives many requests for information about City lobbying activity from the media and government watchdog organizations. In order to facilitate the transparency goals of the Lobbying Law, and in response to requests for information, lobbying data comparisons and analyses are included in the subsequent pages of this report. The data includes: top ten list of lobbyists based on compensation (see pages [12-18](#)); top lobbyists ranked by number of clients (see pages [19-21](#)); and top lobbyists ranked by number of employees (see page [30](#)).

The analyses of lobbyist/client filers includes top ten lobbyist/client filers ranked by compensation (see pages [22-25](#)) and top lobbyist/client filers ranked by number of employees (see page [31](#)). The analyses also contain information regarding clients including: top clients ranked by total compensation paid to all retained lobbying firms (see pages [26-27](#)); top clients ranked by number of lobbying firms retained (see page [28](#)); the top ten lobbying contracts (see page [29](#)); and a breakdown of registered clients' industries (see pages [32-33](#)). Also included are the top activities by subject category (see pages [34-35](#)), top targets (see page [36](#)) and an analysis of the data reported in the fundraising reports (see page [37](#)).

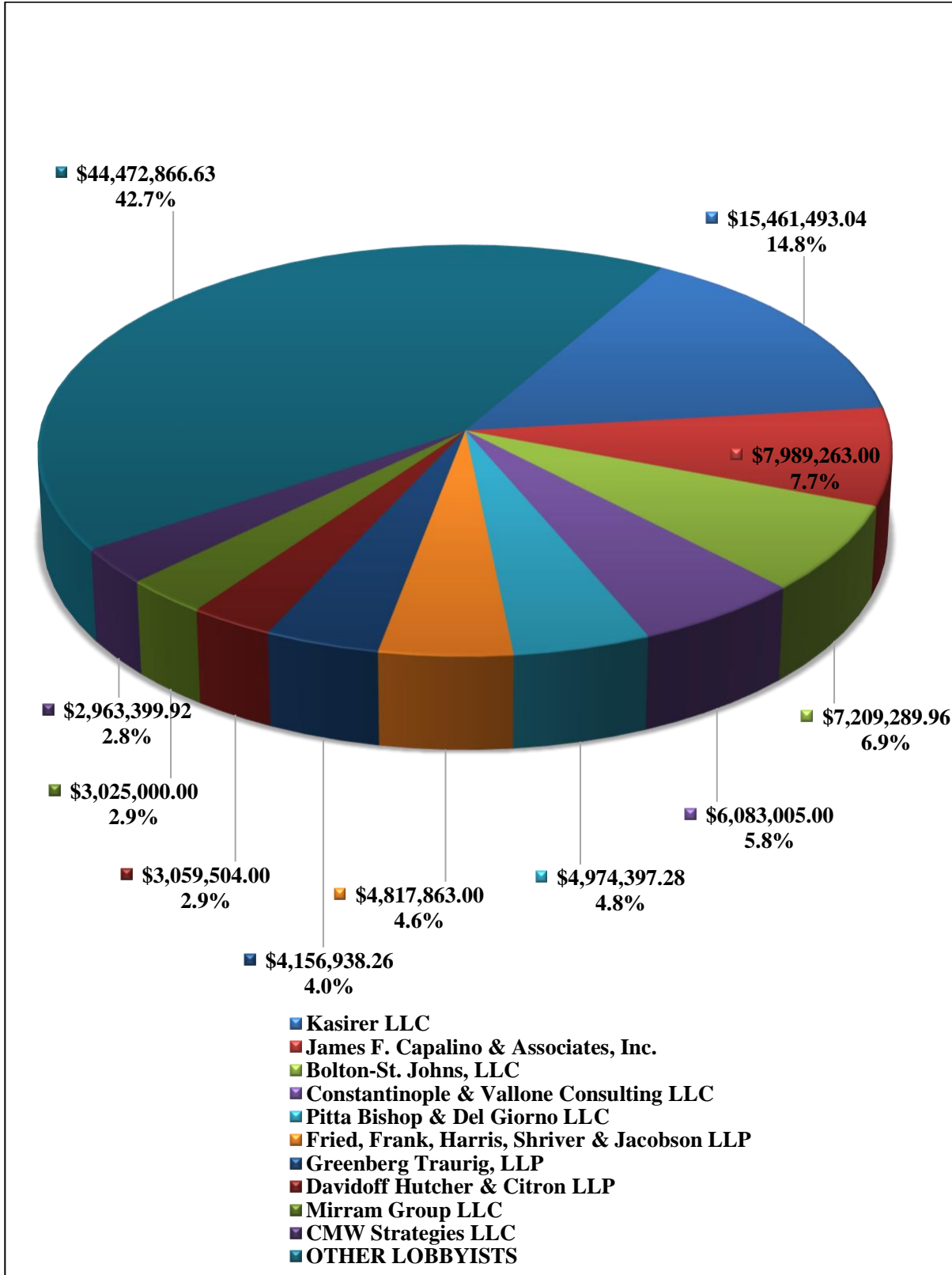
⁷ Please note, all data contained in the following charts and graphs is self-reported. All data is subject to change since filers can amend filings at any time.

TOP TEN LOBBYISTS OF 2021 BY COMPENSATION⁸

<u>Lobbyist</u>	<u>Total Compensation Reported</u>
Kasirer LLC	\$15,461,493.04
James F. Capalino & Associates, Inc.	\$7,989,263.00
Bolton-St. Johns, LLC	\$7,209,289.96
Constantinople & Vallone Consulting LLC	\$6,083,005.00
Pitta Bishop & Del Giorno LLC	\$4,974,397.28
Fried, Frank, Harris, Shriver & Jacobson LLP	\$4,817,863.00
Greenberg Traurig, LLP	\$4,156,938.26
Davidoff Hutcher & Citron LLP	\$3,059,504.00
Mirram Group LLC	\$3,025,000.00
CMW Strategies LLC	<u>\$2,963,399.92</u>
SUB-TOTAL	\$59,740,153.46
OTHER LOBBYISTS	<u>\$44,472,866.63</u>
TOTAL COMPENSATION	<u>\$104,213,020.09</u>

⁸ Data is based on the cumulative compensation reported by the lobbyist in its 2021 periodic reports (period one through six) and is subject to change.

TOP TEN LOBBYISTS OF 2021 BY COMPENSATION



TOP TEN LOBBYISTS OF 2020 BY COMPENSATION⁹

<u>Lobbyist</u>	<u>Total Compensation Reported</u>
Kasirer LLC	\$14,164,808.63
James F. Capalino & Associates, Inc.	\$9,901,095.12
Bolton-St. Johns, LLC	\$6,752,194.04
Constantinople & Vallone Consulting LLC	\$5,669,402.00
Pitta Bishop & Del Giorno LLC	\$4,826,526.51
Greenberg Traurig, LLP	\$4,571,504.20
Davidoff Hutcher & Citron LLP	\$3,240,421.00
Fried, Frank, Harris, Shriver & Jacobson LLP	\$3,198,924.84
Geto & de Milly Inc.	\$3,120,500.00
CMW Strategies LLC	<u>\$3,104,899.92</u>
SUB-TOTAL	\$58,550,276.26
OTHER LOBBYISTS	<u>\$47,791,231.02</u>
TOTAL COMPENSATION	<u>\$106,341,507.28</u>

⁹ Data is based on the cumulative compensation reported by the lobbyist in its periodic reports as reported in the Lobbying Bureau Annual Report dated March 1, 2021.

TOP TEN LOBBYISTS OF 2019 BY COMPENSATION¹⁰

<u>Lobbyist</u>	<u>Total Compensation Reported</u>
Kasirer LLC	\$14,322,411.60
James F. Capalino & Associates, Inc.	\$11,945,845.46
Bolton-St. Johns, LLC	\$5,594,309.26
Constantinople & Vallone Consulting LLC	\$5,062,242.00
Pitta Bishop & Del Giorno LLC	\$4,372,511.99
Davidoff Hutcher & Citron LLP	\$4,013,902.37
Greenberg Traurig, LLP	\$3,840,723.33
Geto & de Milly Inc.	\$3,371,050.00
Connelly McLaughlin & Woloz	\$3,143,199.92
Mirram Group LLC	<u>\$3,031,919.35</u>
SUB-TOTAL	\$58,698,115.28
OTHER LOBBYISTS	<u>\$54,493,879.37</u>
TOTAL COMPENSATION	<u>\$113,191,994.65</u>

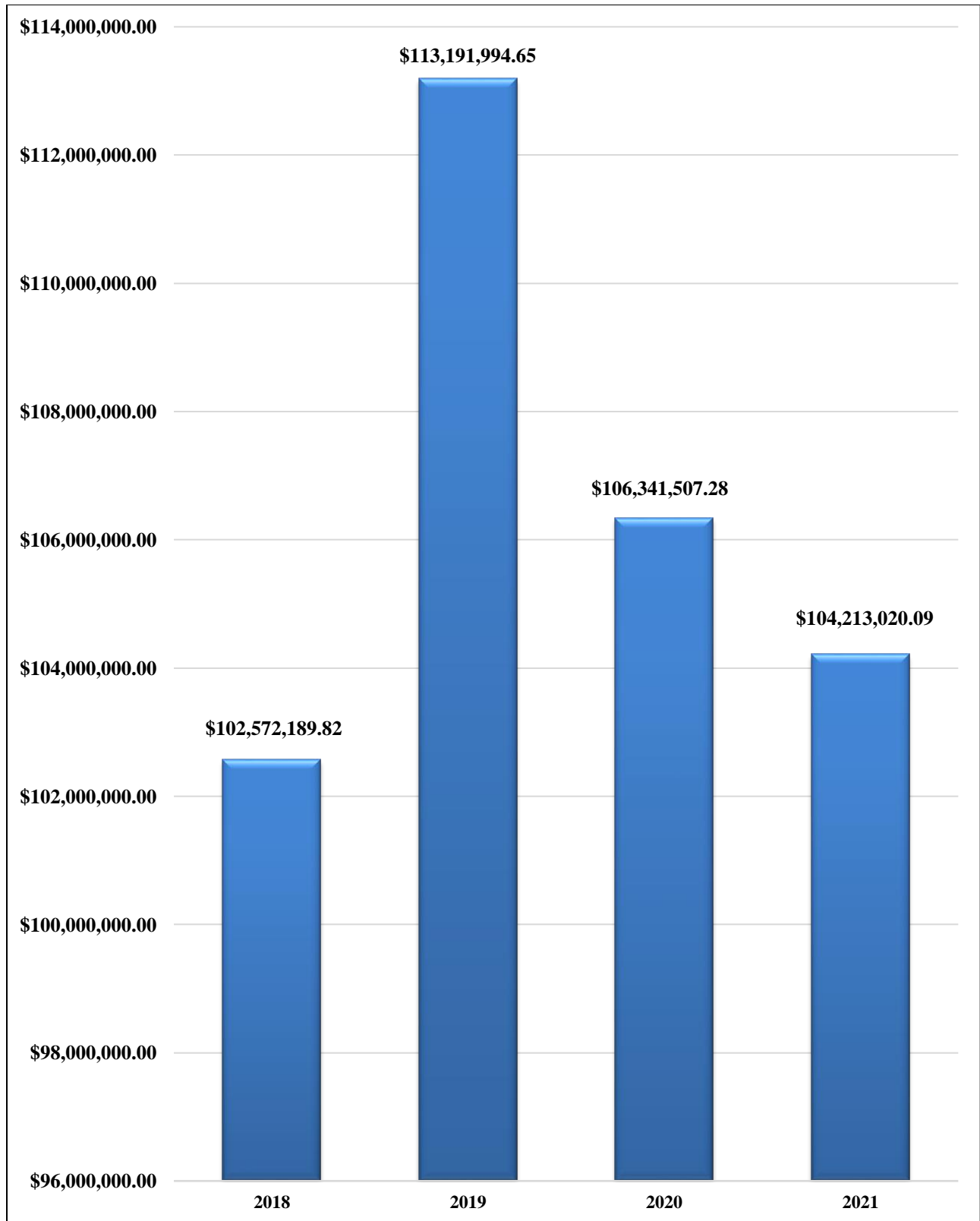
¹⁰ Data is based on the cumulative compensation reported by the lobbyist in its periodic reports as reported in the Lobbying Bureau Annual Report dated March 1, 2020.

TOP TEN LOBBYISTS OF 2018 BY COMPENSATION¹¹

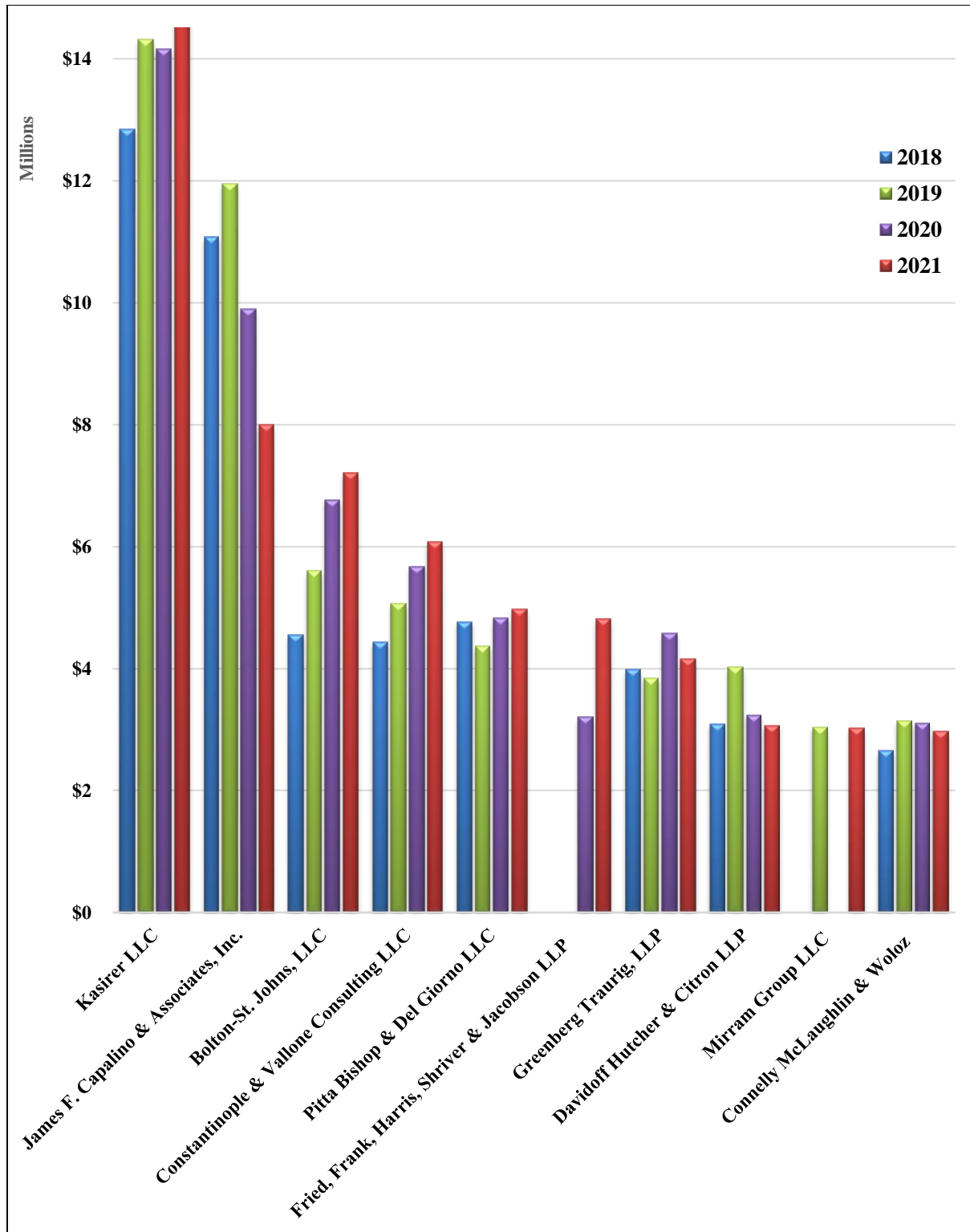
<u>Lobbyist</u>	<u>Total Compensation Reported</u>
Kasirer LLC	\$12,848,012.00
James F. Capalino & Associates, Inc.	\$11,070,551.04
Pitta Bishop & Del Giorno LLC	\$4,763,043.21
Bolton-St. Johns, LLC	\$4,547,891.30
Constantinople & Vallone Consulting LLC	\$4,432,492.00
Greenberg Traurig, LLP	\$3,981,466.54
Davidoff Hutcher & Citron LLP	\$3,084,123.00
Geto & de Milly Inc.	\$2,891,000.00
Connelly McLaughlin & Woloz	\$2,644,495.92
The Wright Group NY, Inc	<u>\$2,572,064.00</u>
SUB-TOTAL	\$52,835,139.01
OTHER LOBBYISTS	<u>\$49,737,050.81</u>
TOTAL COMPENSATION	<u>\$102,572,189.82</u>

¹¹ Data is based on the cumulative compensation reported by the lobbyist in its periodic reports as reported in the Lobbying Bureau Annual Report dated March 1, 2019.

COMPARISON OF COMPENSATION OF LOBBYISTS FROM 2018-2021



COMPARISON OF COMPENSATION OF TOP LOBBYISTS FROM 2018-2021*



*Total may vary due to rounding. All compensation is as reported in previous annual reports. If a year is missing, the lobbying firm was not listed as a top ten lobbyist for that year.

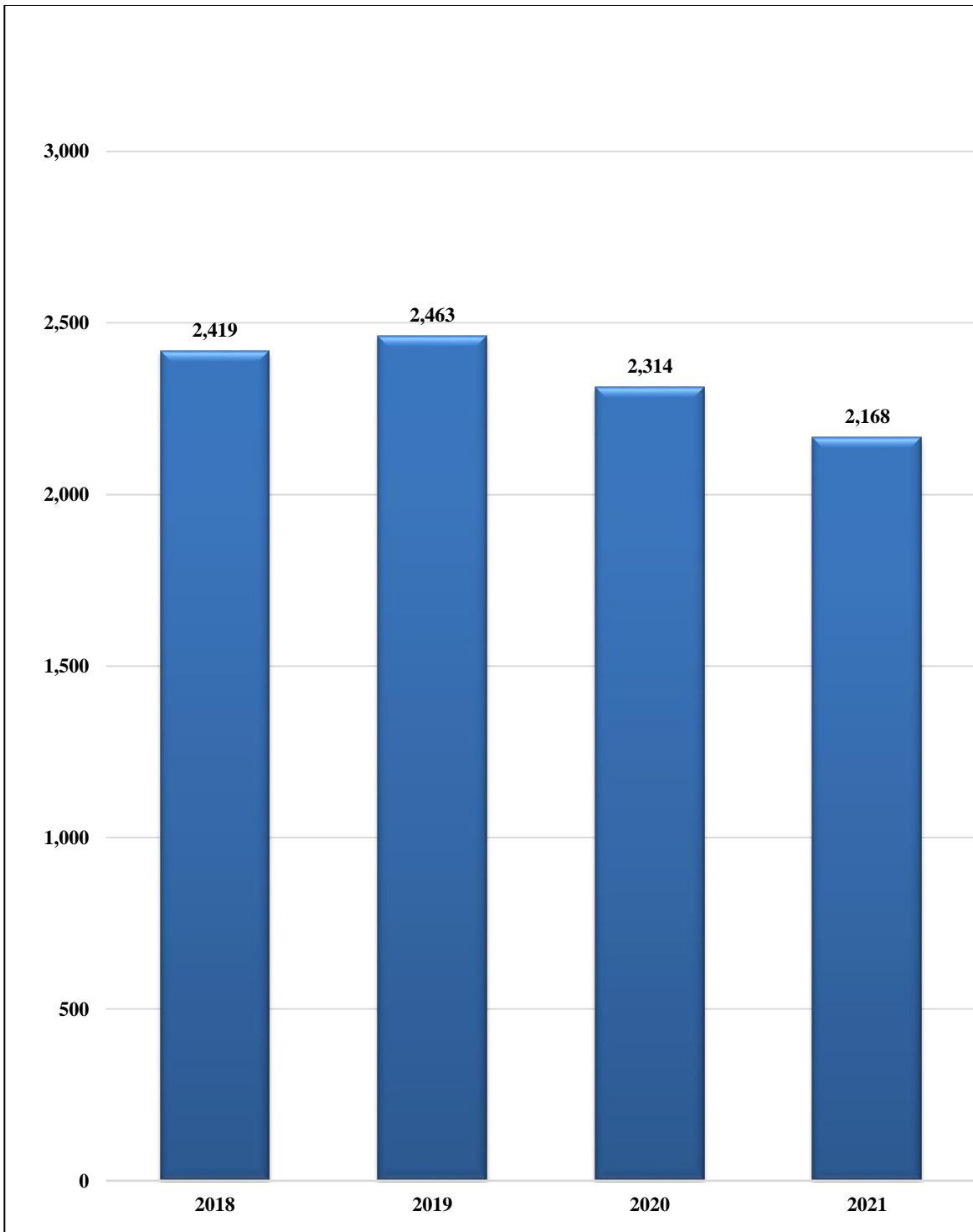
TOP TEN LOBBYISTS OF 2021 BY NUMBER OF CLIENTS¹² REGISTERED¹³

<u>Lobbyist</u>	<u>Number of Clients Registered</u>
Kasirer LLC	222
James F. Capalino & Associates, Inc.	175
Bolton-St. Johns, LLC	141
Constantinople & Vallone Consulting LLC	108
Greenberg Traurig, LLP	104
Pitta Bishop & Del Giorno LLC	93
CMW Strategies LLC	63
Davidoff Hutcher & Citron LLP	62
Eric Palatnik, P.C.	60
The Parkside Group, LLC	56

¹² “Clients” includes clients and lobbyist/client filers that reported retaining an outside lobbying entity in 2021.

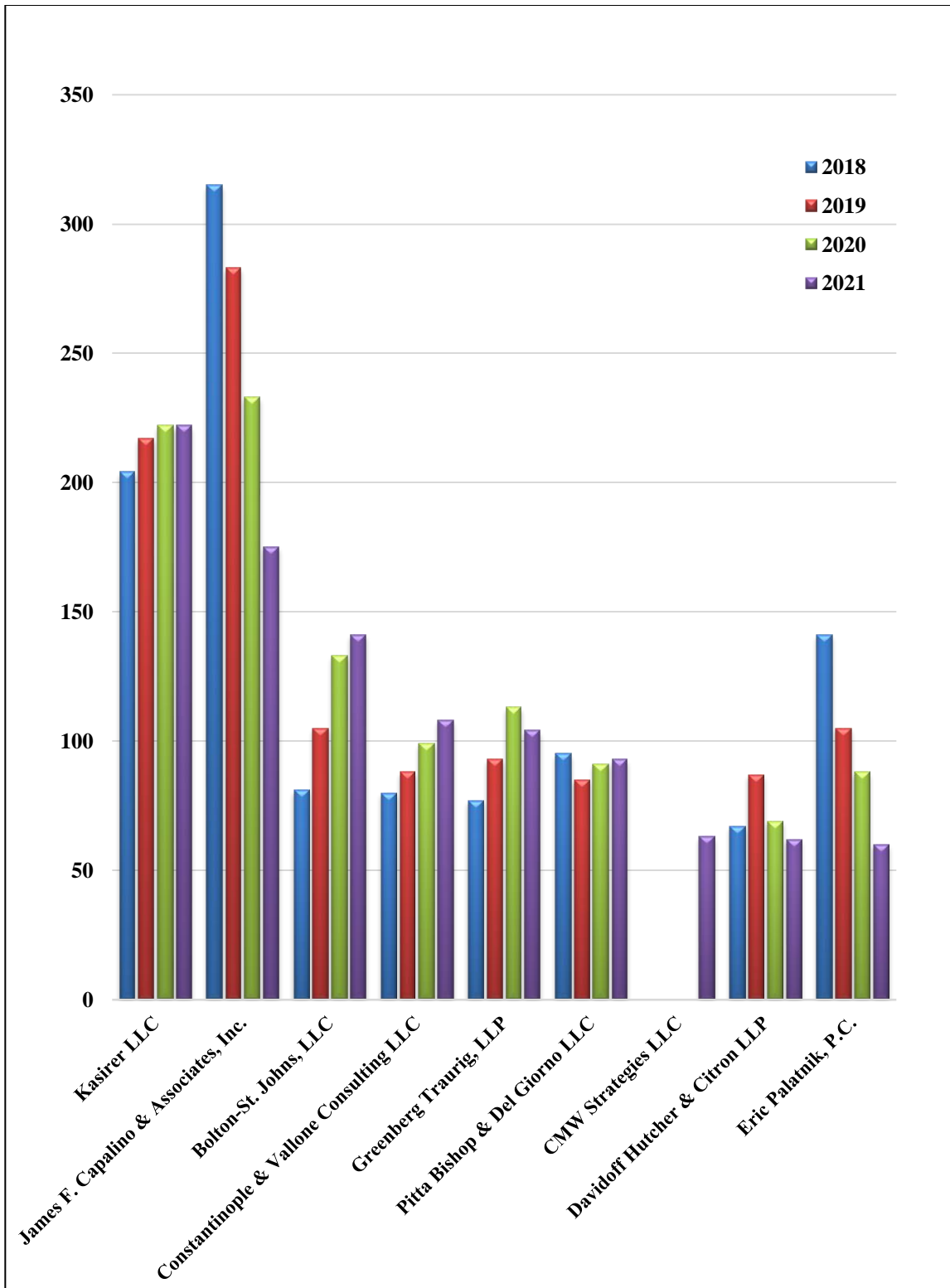
¹³ Data is based on statements of registration filed by lobbyists. For previous years, the data is based on the number of clients published in the respective year’s Lobbying Bureau Annual Report.

COMPARISON OF TOTAL CLIENTS FROM 2018-2021*



* “Clients” includes clients and lobbyist/client filers that reported retaining an outside lobbying entity in 2021. Data is based on statements of registration filed by lobbyists. For previous years, the data is based on the number of clients published in the respective year’s Lobbying Bureau Annual Report.

COMPARISON OF TOTAL CLIENTS OF TOP LOBBYISTS FROM 2018-2021*



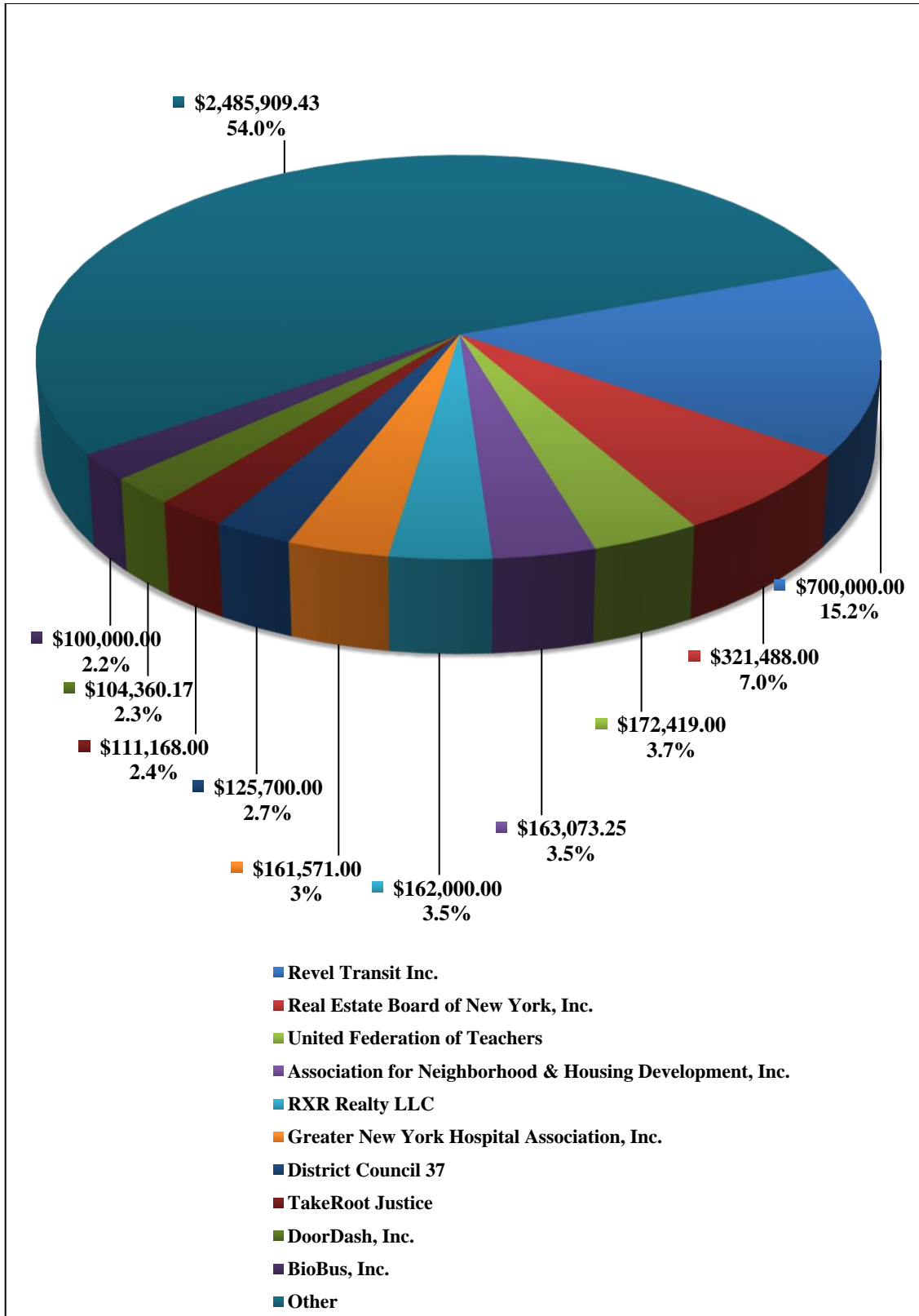
*This chart includes a comparison of top lobbyists that have appeared in the Lobbying Bureau Annual Report for years 2018-2021.

TOP TEN LOBBYIST/CLIENT FILERS OF 2021 BY COMPENSATION¹⁴

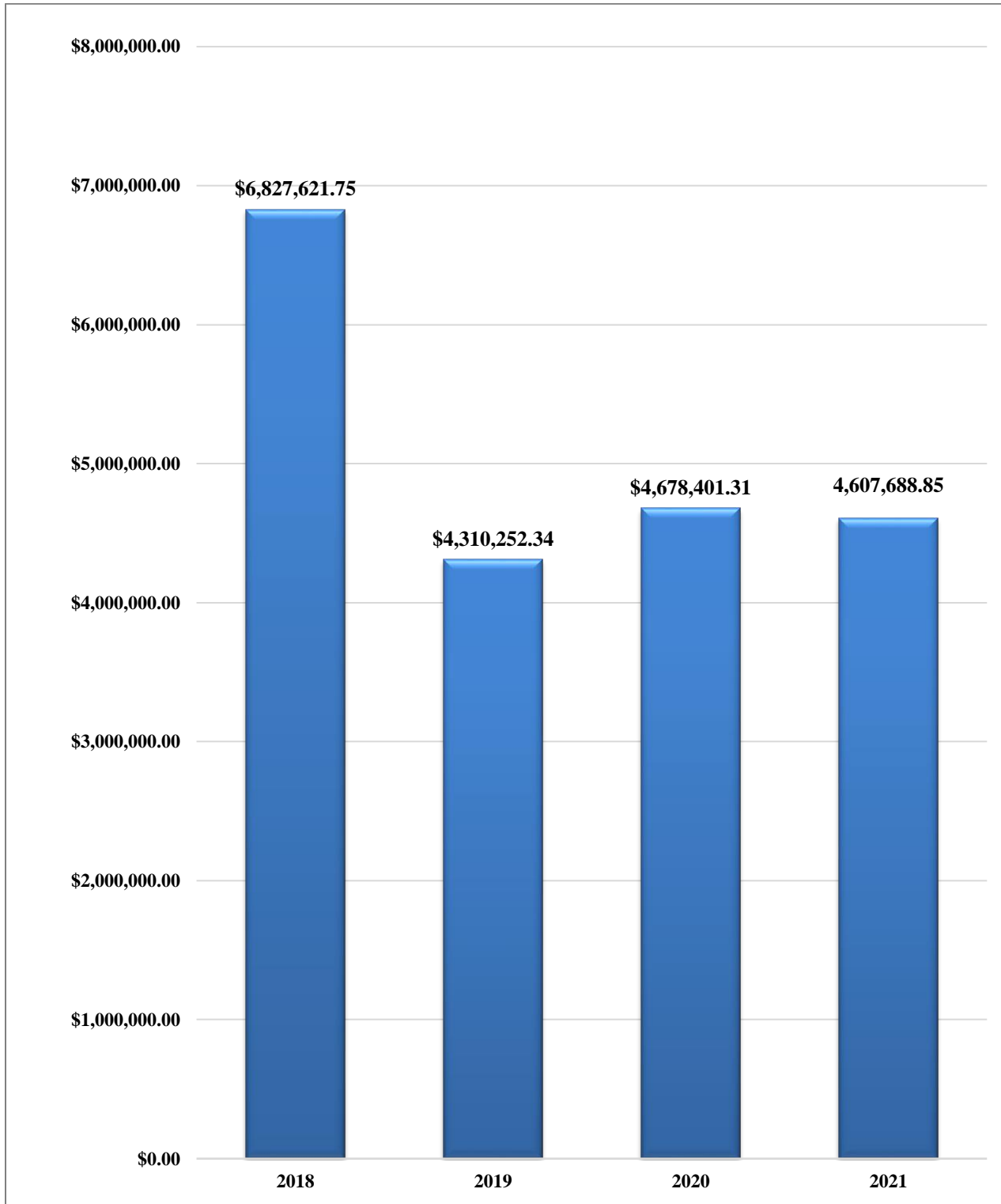
<u>Lobbyist/Client</u>	<u>Total Compensation Reported</u>
Revel Transit Inc.	\$700,000.00
Real Estate Board of New York, Inc.	\$321,488.00
United Federation of Teachers	\$172,419.00
Association for Neighborhood & Housing Development, Inc.	\$163,073.25
RXR Realty LLC	\$162,000.00
Greater New York Hospital Association, Inc.	\$161,571.00
District Council 37	\$125,700.00
TakeRoot Justice	\$111,168.00
DoorDash, Inc.	\$104,360.17
BioBus, Inc.	<u>\$100,000.00</u>
SUB-TOTAL	\$2,121,779.42
OTHER LOBBYIST/CLIENTS	<u>\$2,485,909.43</u>
TOTAL COMPENSATION	<u>\$4,607,688.85</u>

¹⁴ Data is based on cumulative compensation reported in periodic reports filed by lobbyist/client filers.

TOP TEN LOBBYIST/CLIENT FILERS OF 2021 BY COMPENSATION

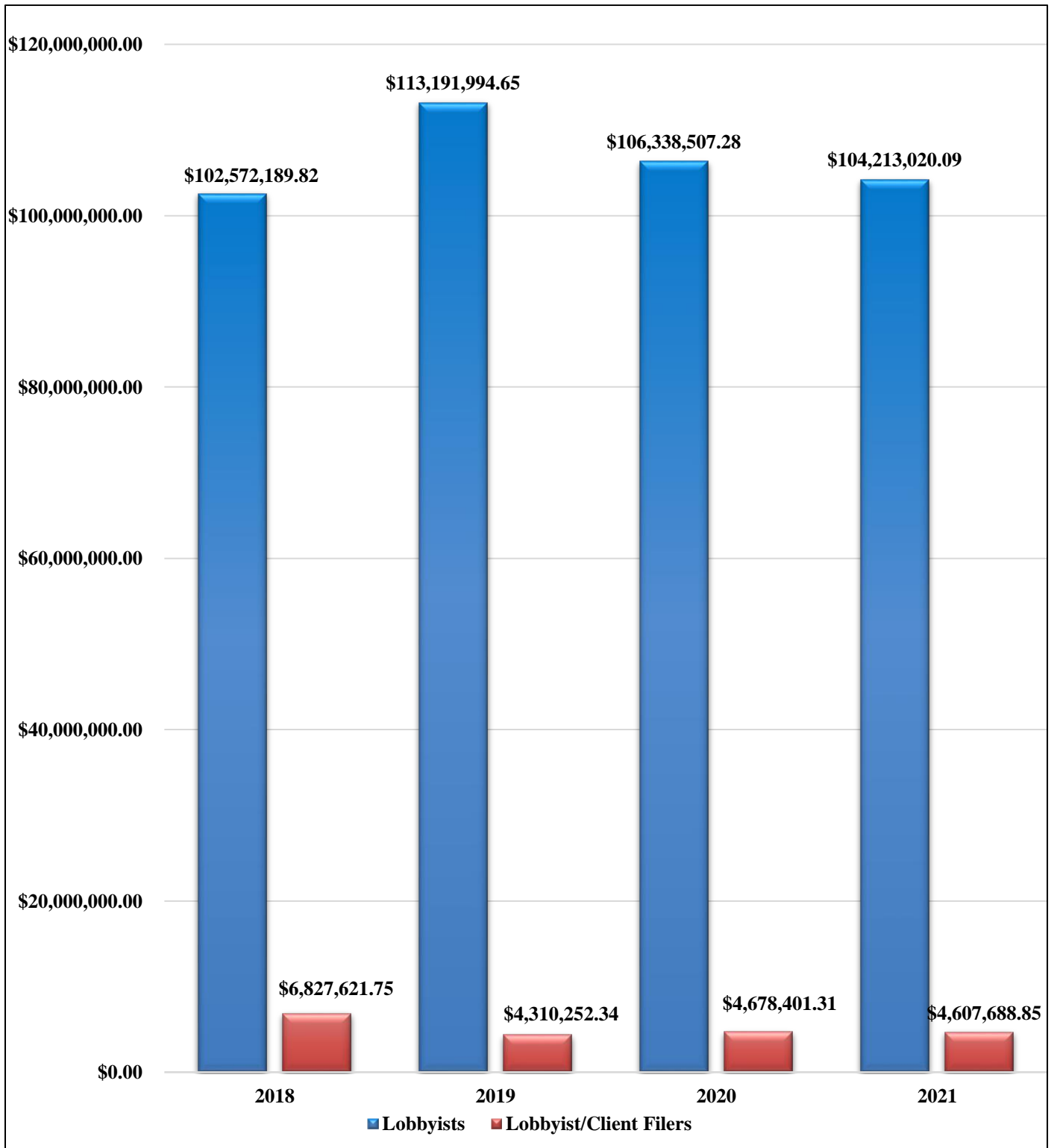


COMPARISON OF LOBBYIST/CLIENT FILERS' COMPENSATION
FROM 2018-2021*



*Data is based on the cumulative compensation reported by lobbyist/client filers in its periodic reports in 2021 and as reported in the Lobbying Bureau Annual Report for the respective previous years.

**COMPARISON OF LOBBYISTS' AND LOBBYIST/CLIENT FILERS'
COMPENSATION FROM 2018-2021***



*Data is based on the cumulative compensation reported by lobbyists and lobbyist/client filers in its periodic reports in 2021 and as reported in the Lobbying Bureau Annual Report for the respective previous years.

**TOP TEN CLIENTS¹⁵ OF 2021 BY COMPENSATION TO
ALL RETAINED LOBBYING FIRMS¹⁶**

<u>Client</u>	<u>Lobbyist</u>	<u>Compensation</u>
South Street Seaport Limited Partnership	Fried, Frank, Harris, Shriver & Jacobson LLP	\$1,308,825.50
	Geto & de Milly Inc.	\$240,000.00
	Kasirer LLC	\$150,000.00
	Kramer Levin Naftalis & Frankel LLP	\$60,120.00
	Higgins Quasebarth & Partners, LLC	<u>\$12,753.00</u>
		<u>\$1,771,698.50</u>
RXR Development Services LLC	Fried, Frank, Harris, Shriver & Jacobson LLP	\$935,908.65
	Global Strategy Group, LLC	\$48,710.00
	Tonio Burgos & Associates, Inc.	\$30,000.00
	Higgins Quasebarth & Partners, LLC	\$10,875.00
	James F. Capalino & Associates, Inc.	<u>\$8,000.00</u>
		<u>\$1,033,493.65</u>
NYS Trial Lawyers Association, Inc.	Patrick B. Jenkins & Associates	\$480,000.00
	Beaudoin & Company, LLC	<u>\$262,846.00</u>
		<u>\$742,846.00</u>
46/47 Owner LLC	Kohn Pedersen Fox Associates P.C.	\$407,000.00
	Fried, Frank, Harris, Shriver & Jacobson LLP	<u>\$212,939.50</u>
		<u>\$619,939.50</u>
Charter Comm. Operating, LLC	Patrick B. Jenkins & Associates	\$180,000.00
	Miram Group LLC	\$168,000.00
	Kasirer LLC	\$150,000.00
	Mercury Public Affairs, LLC	<u>\$120,000.00</u>
		<u>\$618,000.00</u>
New York Blood Center, Inc.	Kramer Levin Naftalis & Frankel LLP	\$392,362.48
	Kasirer LLC	\$150,000.00
	George Arzt Communications, Inc.	\$42,000.00
	Ennead Architects LLP	<u>\$7,130.00</u>
		<u>\$591,492.48</u>

¹⁵ The compensation reported does not include compensation reported as a lobbyist/client filer. It only includes compensation reported paid to outside lobbying firms.

¹⁶ Data is based on the cumulative compensation reported by the lobbyist in its 2021 periodic reports.

BP 347 Madison Associates, LLC	Kohn Pedersen Fox Associates P.C.	\$299,375.00
	Fried, Frank, Harris, Shriver & Jacobson LLP	<u>\$225,842.50</u>
		<u>\$525,217.50</u>
River Street Partners LLC	Fried, Frank, Harris, Shriver & Jacobson LLP	\$523,069.00
		<u>\$523,069.00</u>
Gowanus Equities LLC	Herrick, Feinstein LLP	\$333,366.00
	Geto & de Milly Inc.	\$60,000.00
	HR&A Advisors, Inc.	<u>\$33,600.00</u>
		<u>\$426,966.00</u>
Northwell Health, Inc.	Kasirer LLC	\$240,000.00
	Fried, Frank, Harris, Shriver & Jacobson LLP	\$118,013.85
	Blue Sky Real Estate Services LLC	\$60,000.00
	Kramer Levin Naftalis & Frankel LLP	\$4,080.00
	Peck, Madigan, Jones & Stewart, Inc.	\$1,500.00
	The Ickes and Enright Group, Inc.	<u>\$1,500.00</u>
		<u>\$425,093.85</u>
DoorDash, Inc.	Mirram Group LLC	\$160,000.00
	Bolton-St. Johns, LLC	\$135,000.00
	Statewide Public Affairs, Inc.	\$108,000.00
	Brown & Weinraub, PLLC	<u>\$21,000.00</u>
		<u>\$424,000.00</u>
Astoria Owners LLC	Herrick, Feinstein LLP	\$300,000.00
	Constantinople & Vallone Consulting LLC	<u>\$120,000.00</u>
		<u>\$420,000.00</u>

TOP CLIENTS OF 2021 BY RETAINED LOBBYING FIRMS¹⁷

<u>Client</u>	<u>Number of Firms Retained</u>
Northwell Health, Inc.	7
SL Green Realty Corp. with SL Green Management LLC as an affiliate payor	6
Two Trees Management Co., LLC	5
South Street Seaport Limited Partnership	5
RXR Development Services LLC	5
RAI Services Company	5
MADDD Equities LLC	5
DoorDash, Inc.	5
Arker Diversified Companies	5
Vornado Realty L.P.	4
The Lightstone Group, LLC	4
New York Hotel and Motel Trades Council AFL-CIO	4
New York University	4
New York Blood Center, Inc.	4
New York Shakespeare Festival	4
Charter Communications Operating, LLC	4

¹⁷ Data is based on statements of registration filed by lobbyists and only includes lobbyist/client filers who have retained an outside lobbyist.

TOP TEN LOBBYING CONTRACTS IN 2021
(COMPENSATION PAID¹⁸ TO ONE LOBBYING FIRM)¹⁹

<u>Client</u>	<u>Lobbyist</u>	<u>Compensation</u>
South Street Seaport Limited Partnership	Fried, Frank, Harris, Shriver & Jacobson	\$1,308,825.50
RXR Development Services LLC	Fried, Frank, Harris, Shriver & Jacobson	\$935,908.65
River Street Partners LLC	Fried, Frank, Harris, Shriver & Jacobson	\$523,069.00
NYS Trial Lawyers Association, Inc.	Patrick B. Jenkins & Associates	\$480,000.00
46/47 Owner LLC	Kohn Pedersen Fox Associates P.C.	\$407,000.00
New York Blood Center, Inc.	Kramer Levin Naftalis & Frankel LLP	\$392,362.48
Gowanus Equities LLC	Herrick, Feinstein LLP	\$333,366.00
Building 77 QALICB, Inc.	Fried, Frank, Harris, Shriver & Jacobson	\$319,980.00
420 Carroll LLC	Cozen O'Connor	\$305,948.00
Astoria Owners LLC	Herrick, Feinstein LLP	\$300,000.00

¹⁸ The compensation reported does not include compensation reported as a lobbyist/client filer. It only includes compensation paid to outside lobbying firms.

¹⁹ Data is based on the cumulative compensation reported by the lobbyist in its 2021 periodic reports.

TOP LOBBYISTS OF 2021 BY NUMBER OF EMPLOYEES²⁰

<u>Lobbyist</u>	<u>Number of Employees</u>
Tusk Strategies, Inc.	51
Bolton-St. Johns, LLC	34
Kasirer LLC	31
James F. Capalino & Associates, Inc.	28
Greenberg Traurig, LLP	25
Davidoff Hutcher & Citron LLP	20
Constantinople & Vallone Consulting LLC	17
Akerman LLP	17
Pitta Bishop & Del Giorno LLC	15
Kramer Levin Naftalis & Frankel LLP	15

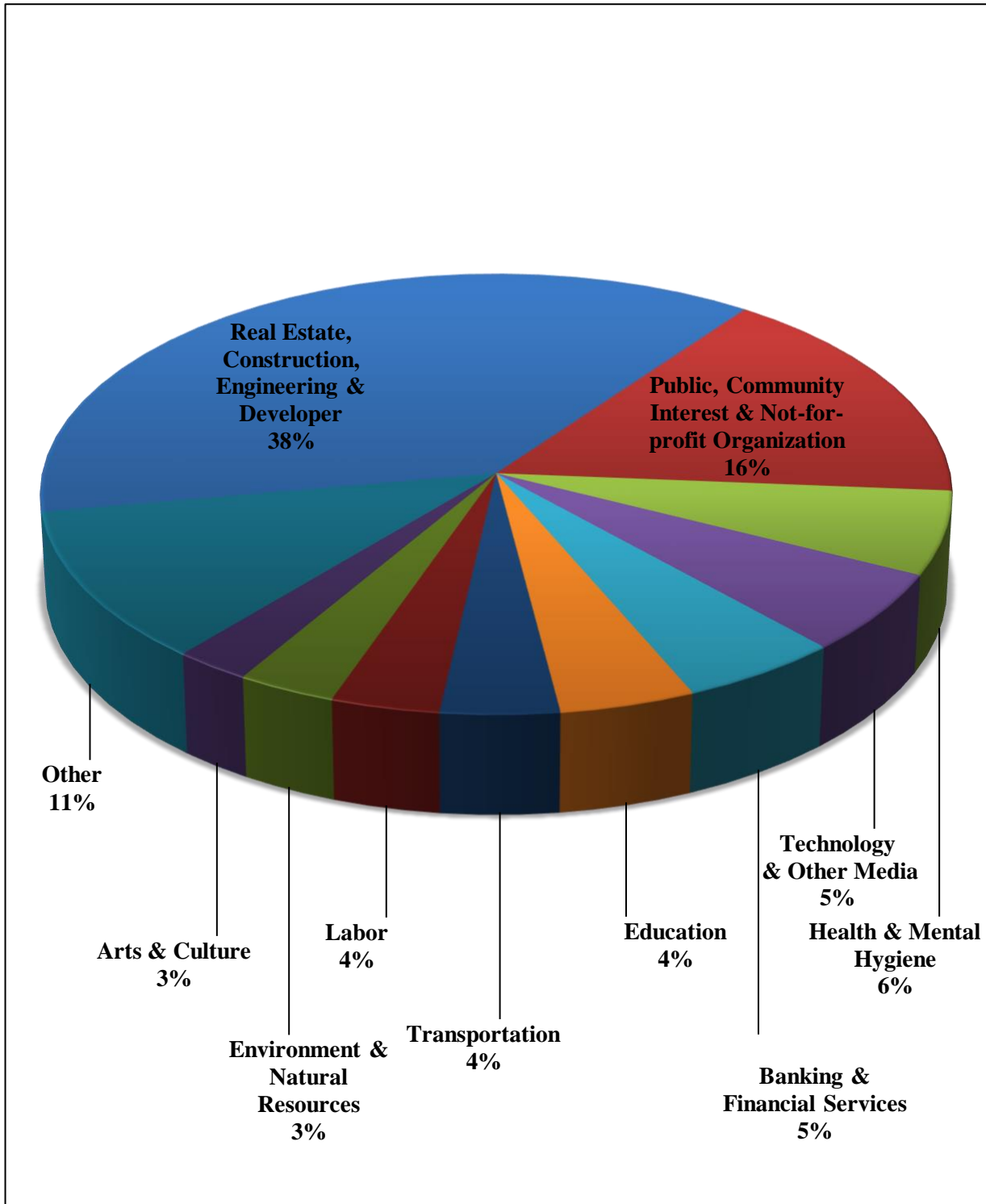
²⁰ Data is based on employees listed on the statements of registration filed by lobbyists.

TOP LOBBYIST/CLIENT FILERS OF 2021 BY NUMBER OF EMPLOYEES²¹

<u>Lobbyist</u>	<u>Number of Employees</u>
Make the Road New York	91
Consolidated Edison, Inc.	87
Legal Services NYC	59
The Legal Aid Society	48
Catholic Charities Community Services, Archdiocese of New York	32
CAMBA, Inc.	27
United Federation of Teachers	26
Local 32BJ SEIU	25
Fund for the City of New York, Inc.	24
Urban Justice Center	24

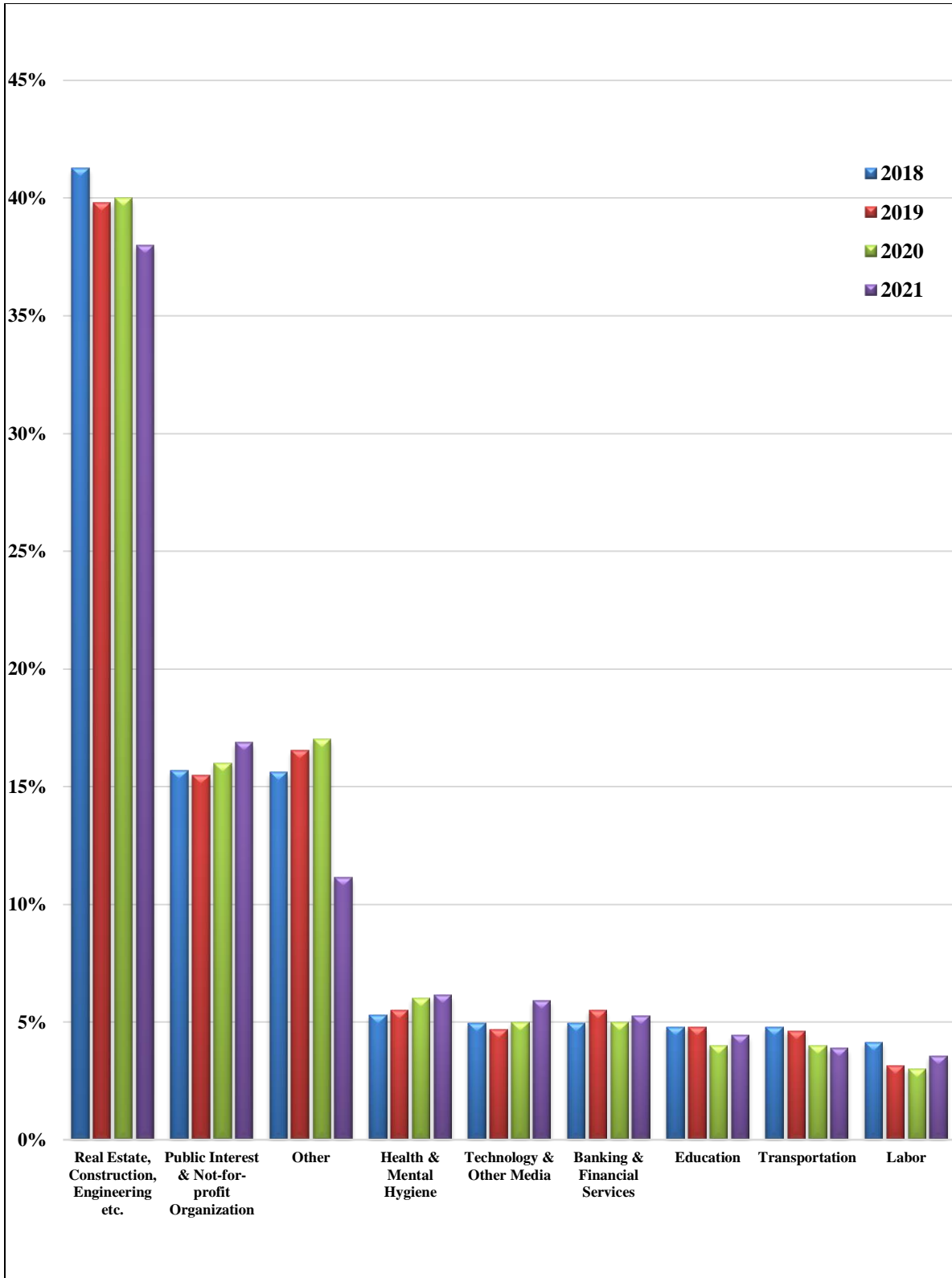
²¹ Data is based on employees listed on the statements of registration filed by lobbyist/client filers.

DISTRIBUTION OF CLIENTS' INDUSTRIES IN 2021*



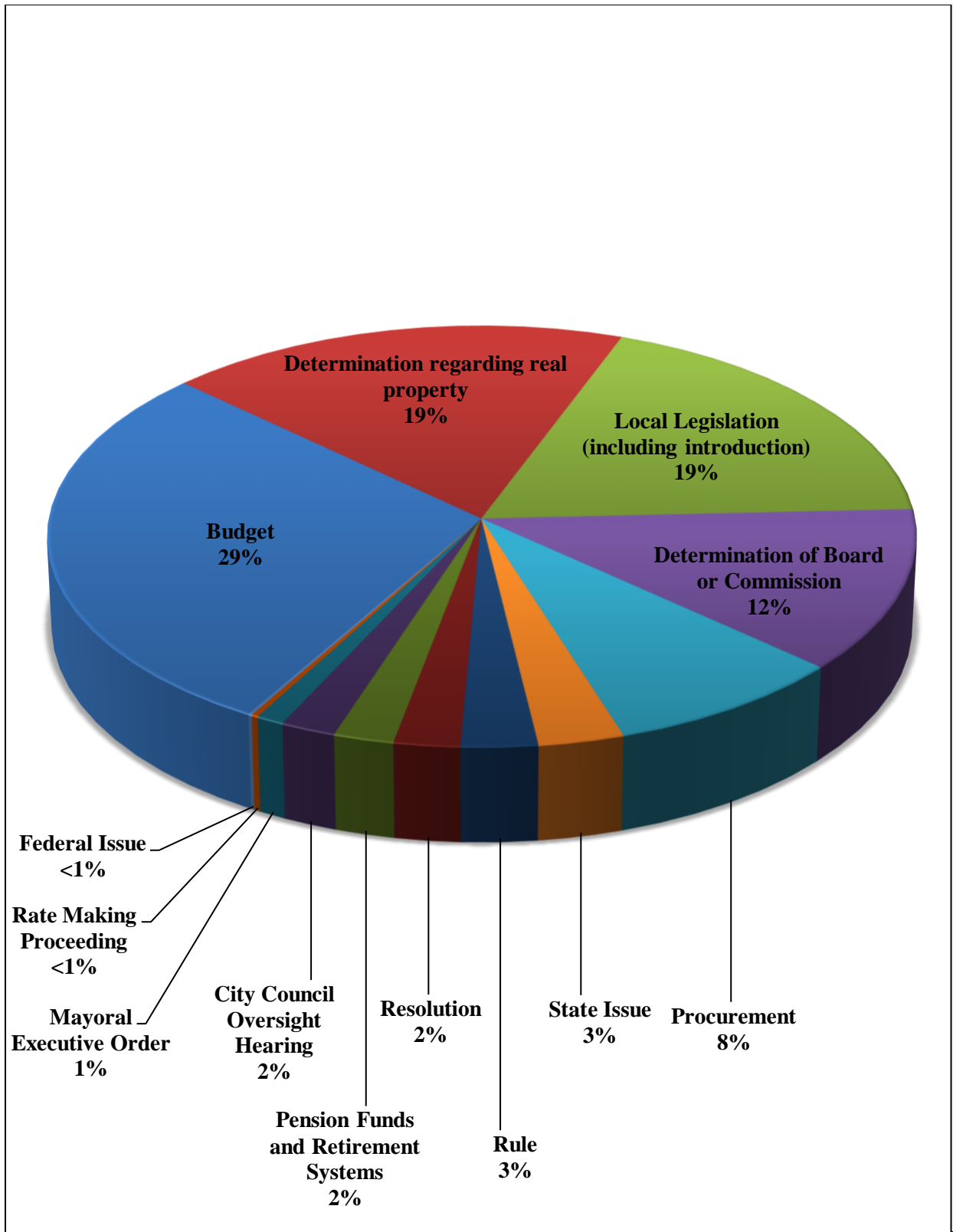
*Data is based on the client industry the lobbyist reported on the statement of registration. Variance due to rounding.

COMPARISON OF CLIENTS' INDUSTRIES FROM 2018-2021*



*This chart includes a comparison of client industries that were reported in the Lobbying Bureau Annual Reports in 2018 – 2021.

DISTRIBUTION OF SUBJECT CATEGORIES OF 2021*

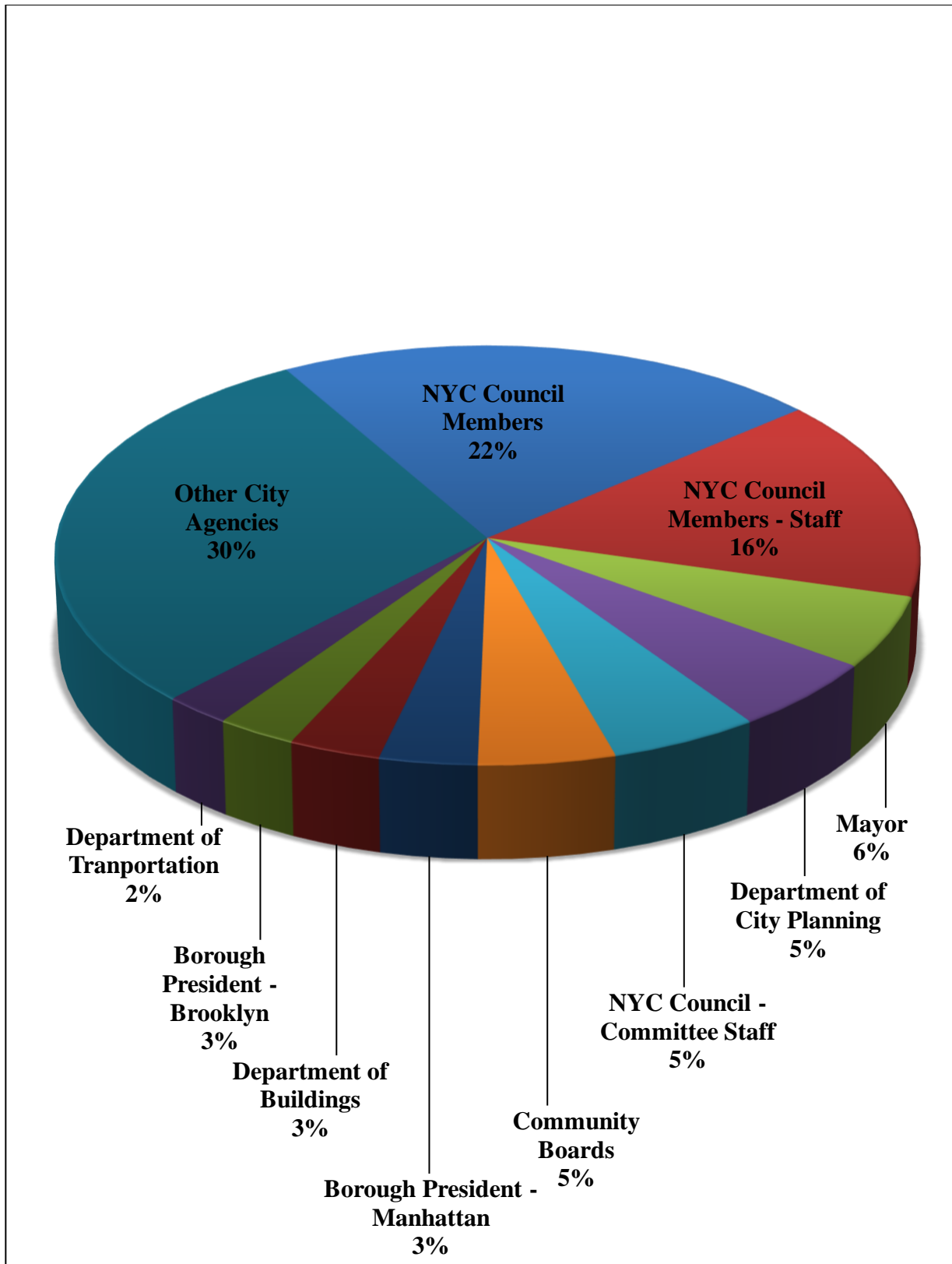


*Data is based on the subject category reported on periodic reports filed by Lobbyists. Variance due to rounding.

DISTRIBUTION OF SUBJECT CATEGORIES OF 2021

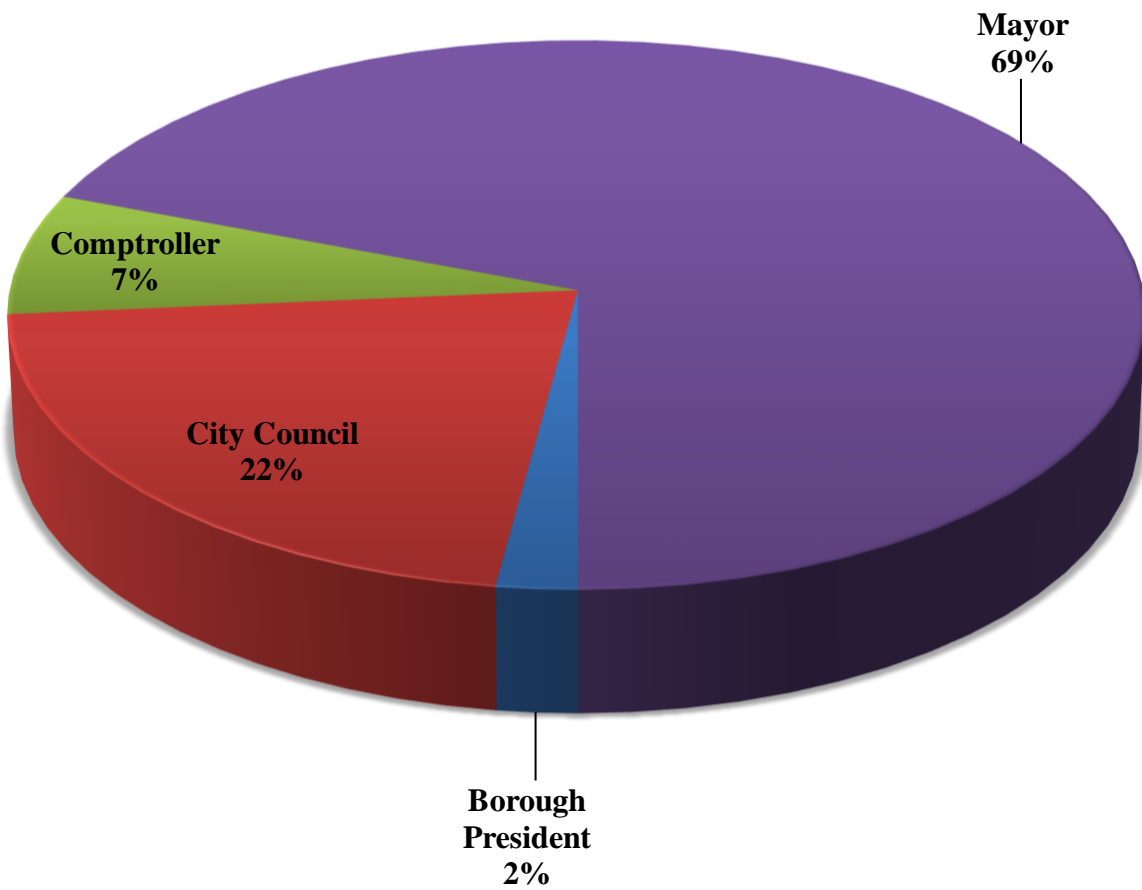
<u>Subject</u>	<u>Percentage</u>
Budget	29%
Determination regarding real property	19%
Local Legislation (including introduction)	19%
Determination of Board or Commission	12%
Procurement	8%
State Issue	3%
Rule	3%
Resolution	2%
Pension Funds and Retirement Systems	2%
City Council Oversight Hearing	2%
Mayoral Executive Order	1%
Rate Making Proceeding	Less than 1%
Federal Issue	Less than 1%

TOP TARGETS OF 2021*

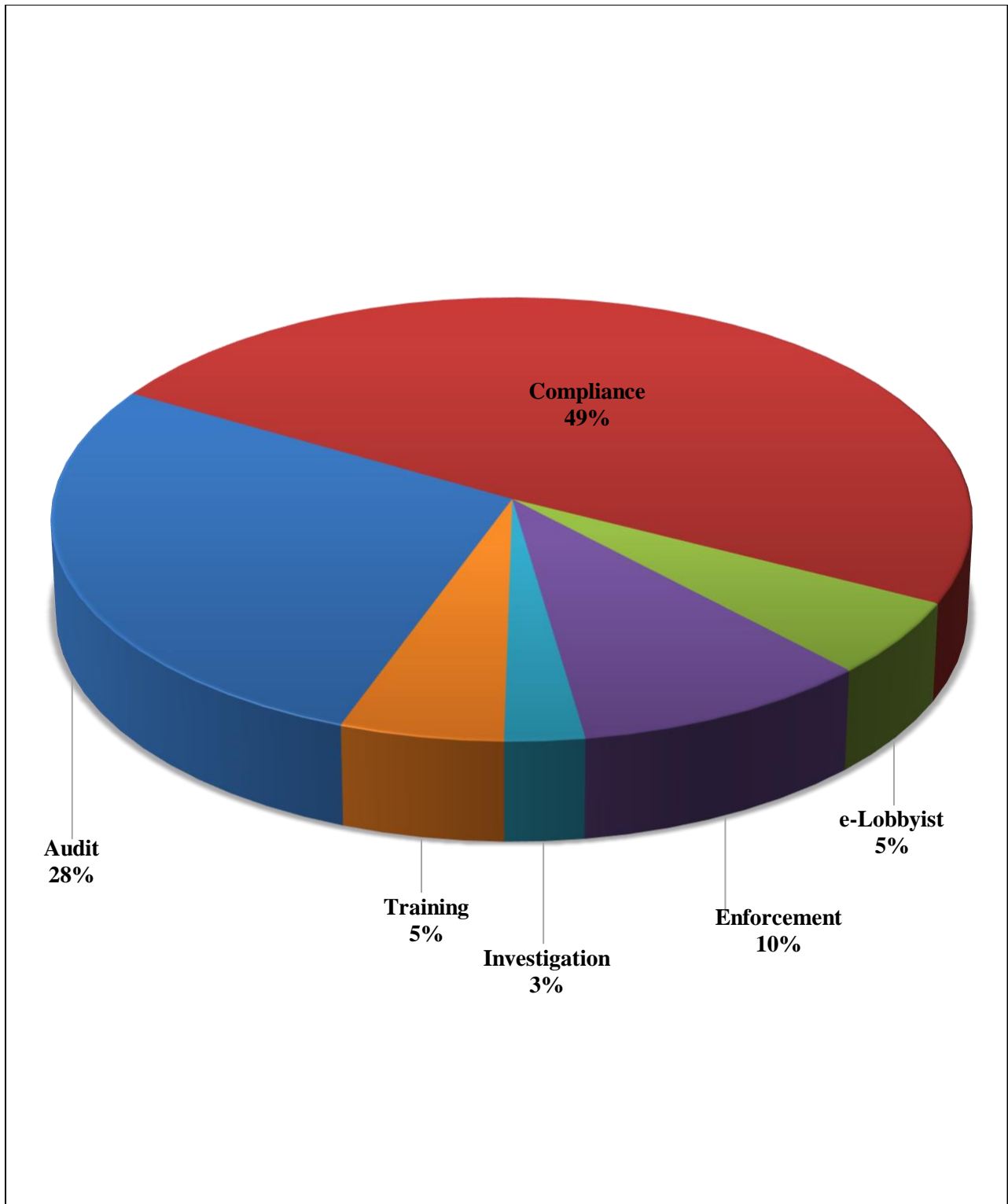


*Data is based on target agencies reported on all periodic reports filed by Lobbyists. Variance due to rounding.

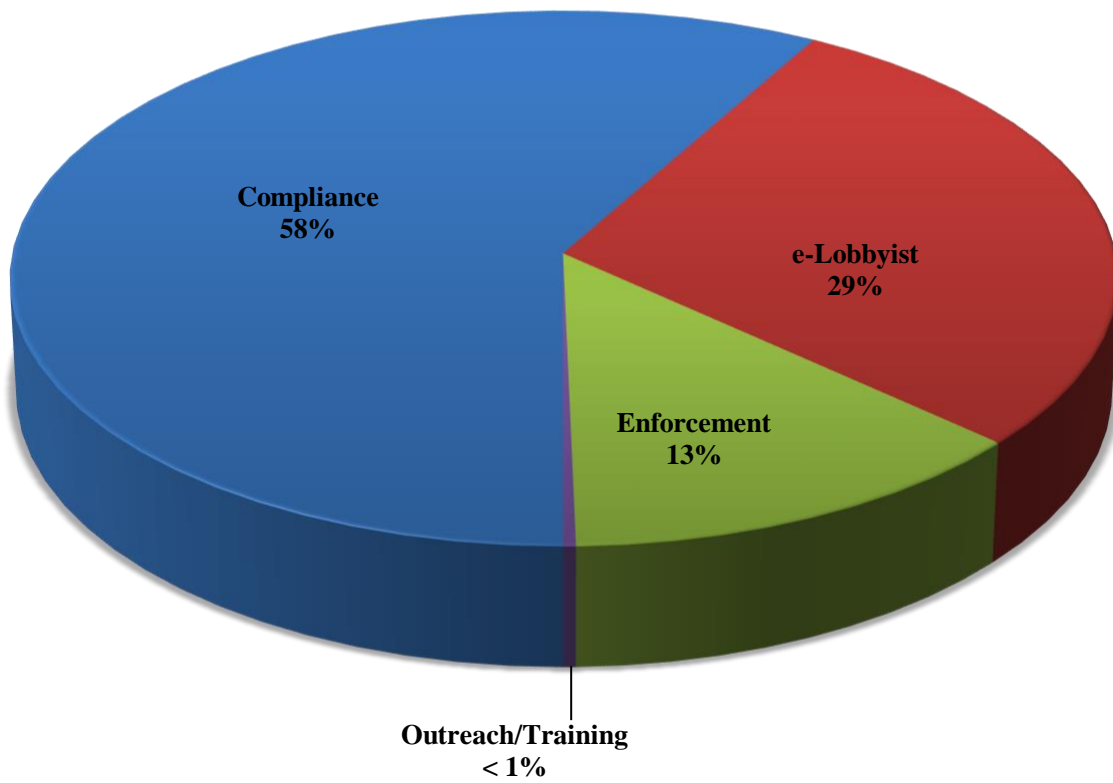
ANALYSIS OF FUNDRAISING REPORTS 2021



ANALYSIS OF LOBBYING BUREAU STAFF TIME BY SUBJECT CATEGORY



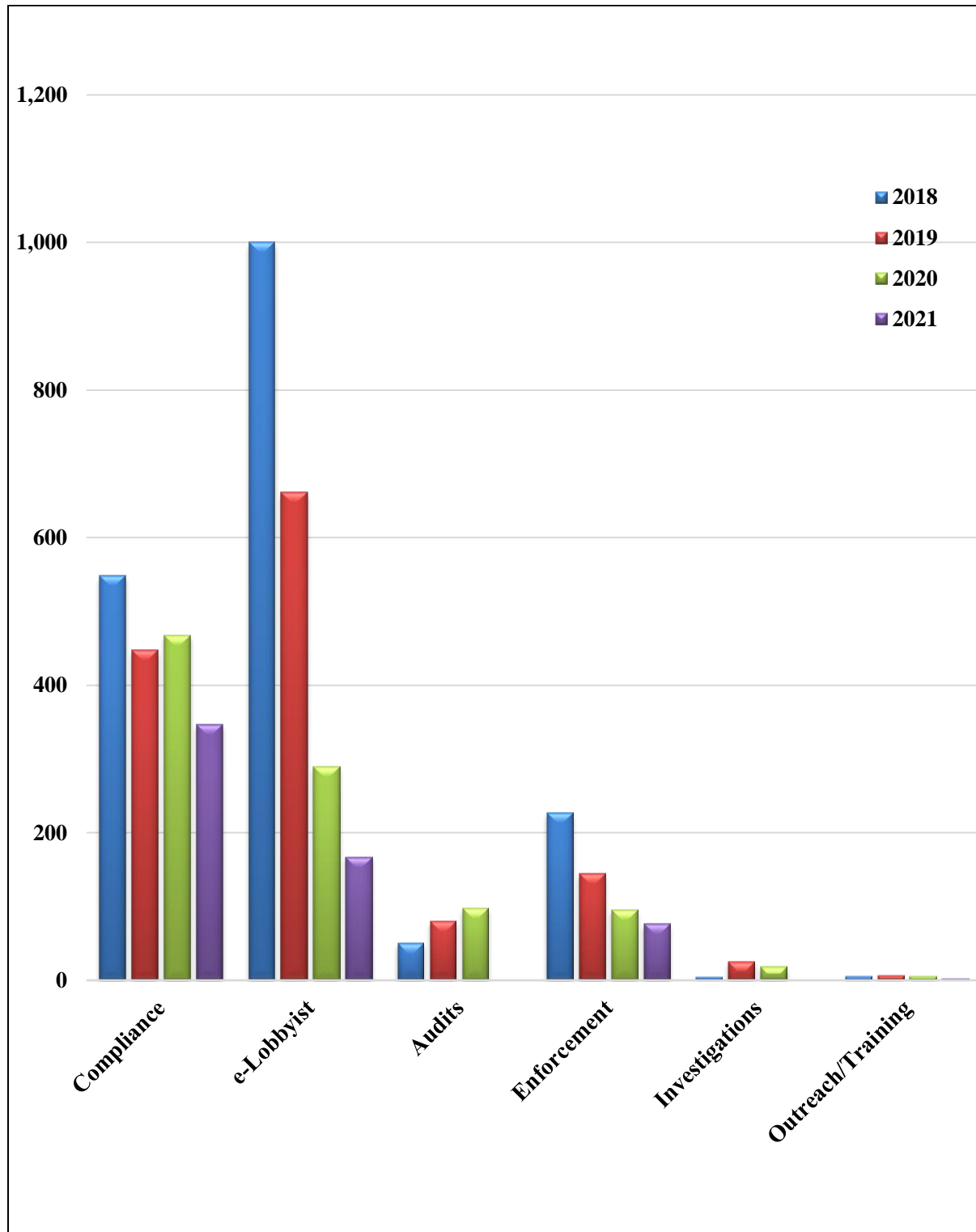
DISTRIBUTION OF TELEPHONE INQUIRIES BY SUBJECT CATEGORY



DISTRIBUTION OF TELEPHONE INQUIRIES BY SUBJECT CATEGORY

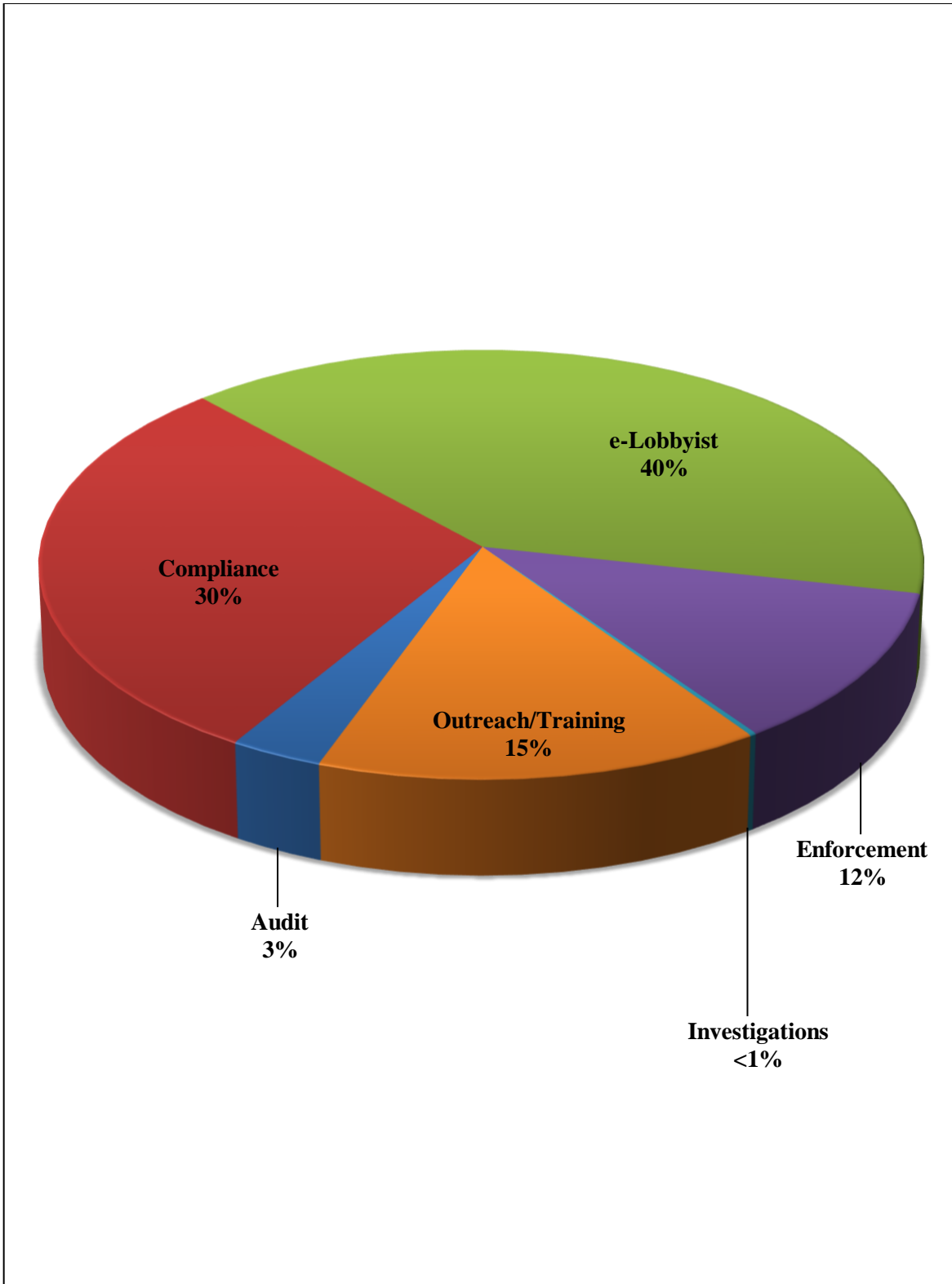
<u>Category</u>	<u>Number of Calls</u>
Compliance - Filing issues - name, date, activity, retainer issue	10
Compliance - Inquiries (general/specific) requirements of the law	90
Compliance - Administrative	235
Compliance - Other	<u>6</u>
	<u>341</u>
e-Lobbyist - Change in PO	2
e-Lobbyist - Enrollment issue	7
e-Lobbyist - Error message	1
e-Lobbyist - Filing assistance (walking through a specific filing)	136
e-Lobbyist - Inquiries (general/specific)	11
e-Lobbyist - Log-in issues	<u>10</u>
	<u>167</u>
Enforcement - Notice to Cure	33
Enforcement - Petition	32
Enforcement - Other	<u>11</u>
	<u>76</u>
Outreach/Training	2
Total Telephone Calls	<u>586</u>

COMPARISON OF TELEPHONE INQUIRIES BY SUBJECT CATEGORY
FROM 2018-2021*



*This chart includes Lobbying Bureau staff time by subject category that was reported in the Lobbying Bureau's 2018-2021 Annual Reports.

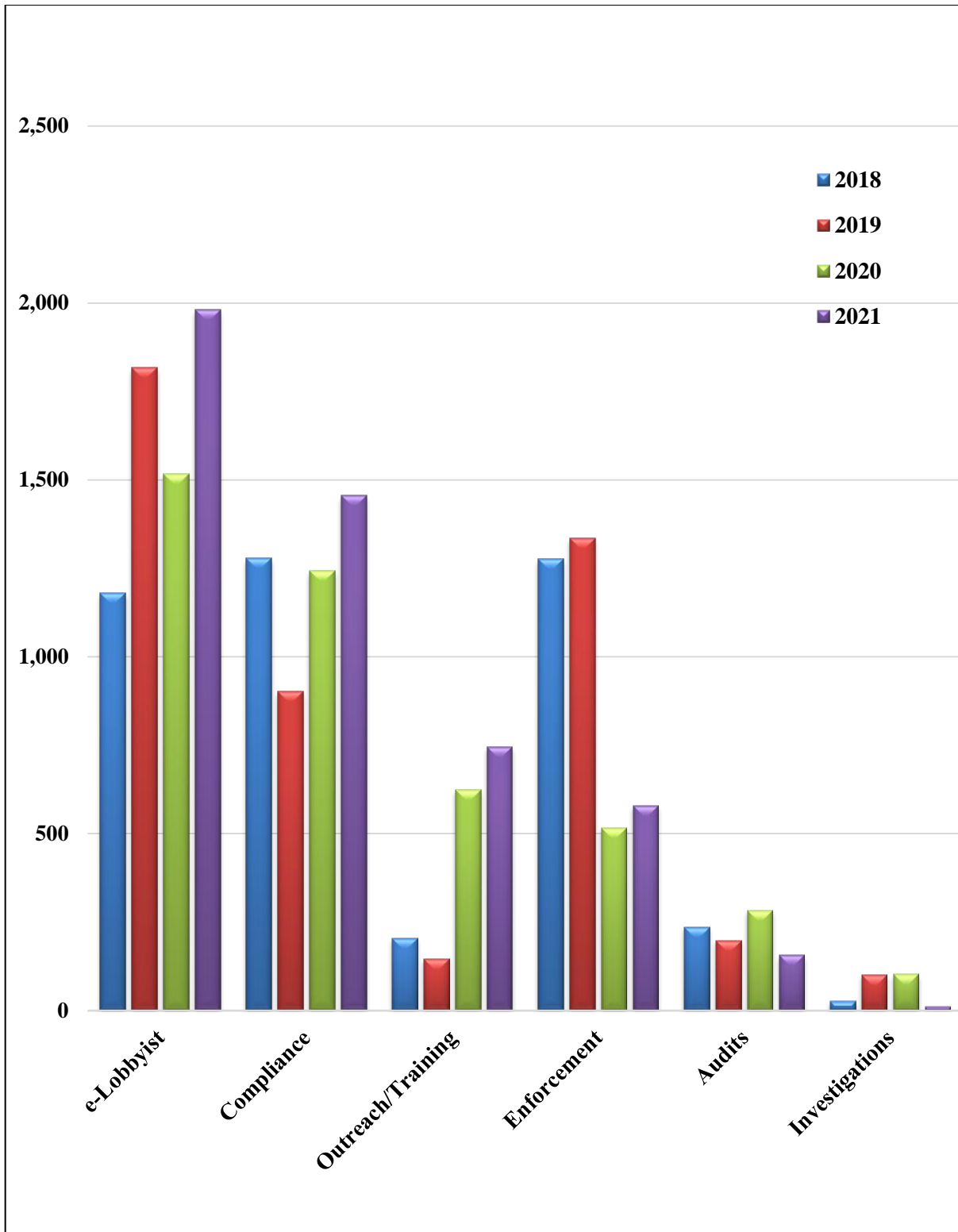
DISTRIBUTION OF EMAIL INQUIRIES BY SUBJECT CATEGORY



DISTRIBUTION OF EMAIL INQUIRIES BY SUBJECT CATEGORY

<u>Category</u>	<u>Number of Emails</u>
Audit - Other	1
Audit - Drafted Report	34
Audit - Other	30
Audit - Field Examination	19
Audit - Preparation	<u>72</u>
	<u>156</u>
Compliance - Extension Request	127
Compliance - Filing issues - name, date, activity, retainer issue	56
Compliance - Inquiries (general/specific) requirements of the law	220
Compliance - Administrative	923
Compliance - Other	<u>129</u>
	<u>1455</u>
e-Lobbyist - Other	36
e-Lobbyist - Change in PO	196
e-Lobbyist - Enrollment issue	922
e-Lobbyist - Error message	66
e-Lobbyist - Filing assistance (walking through a specific filing)	611
e-Lobbyist - Inquiries (general/specific)	53
e-Lobbyist - Log-in issues	<u>96</u>
	<u>1980</u>
Enforcement - Fine	1
Enforcement - Other	576
Enforcement - Petition	<u>2</u>
	<u>579</u>
Investigation	11
Outreach/Training	745
Total Emails	<u>4926</u>

COMPARISON OF EMAIL INQUIRES BY SUBJECT CATEGORY FROM 2018-2021*



*This chart includes Lobbying Bureau staff time by subject category that was reported in the Lobbying Bureau’s 2018-2021 Annual Reports.

APPENDIX A

LATE FILING PENALTIES: LOBBYIST 2020 SIXTH PERIODIC/ANNUAL REPORT

<u>Lobbyist</u>	<u>Amount</u>
AJO, LP	\$100.00
BC Partners Advisors L.P.	\$125.00
Bird Rides, Inc.	\$100.00
Blue Harbour Group, L.P.	\$100.00
Bolton-St. Johns, LLC	\$450.00
Bryan Cave Leighton Paisner LLP	\$75.00
Cadman Strategies, LLC	\$75.00
Chinese-American Planning Council, Inc.	\$100.00
Climate Jobs NY, Inc.	\$100.00
Constantinople & Vallone Consulting LLC	\$100.00
Court Street Strategies LLC	\$75.00
Empire Strategic Planning	\$100.00
Franklin Ave Property Owner LLC	\$625.00
G. Fontas Advisors Inc.	\$200.00
GrandRap Strategies LLC	\$100.00
HR&A Advisors, Inc.	\$1,400.00
Jean Kim	\$125.00
Jewish Child Care Association of New York	\$100.00
Legal Action Center of the City of New York, Inc.	\$50.00
Lesbian and Gay Community Services Center, Inc	\$100.00
Mason Tenders' District Council of Greater New York	\$75.00
McBride Consulting & Business Development	\$200.00
Metropolitan Public Strategies, Inc.	\$150.00
MSG Sports & Entertainment, LLC	\$100.00
Opportunities for a Better Tomorrow, Inc.	\$100.00
PointState Capital LP	\$100.00
RBC Global Asset Management (U.S.) Inc.	\$150.00
Redland Strategies	\$150.00
REGIONAL PROGRAMS, INC.	\$100.00
Speak Up For a Better Bronx, Inc.	\$50.00
Statewide Public Affairs, Inc.	\$150.00
The Advance Group Inc.	\$25.00
The American Museum of Natural History	\$100.00
The Coalition for Behavioral Health, Inc.	\$25.00
The Samaritans of New York, Inc.	\$175.00

The Trustees of Columbia University in the City of New York	\$150.00
Thies & Grenell, LLC	\$575.00
Titan Strategic Consulting, LLC	<u>\$100.00</u>
<u>Total</u>	<u>\$6,675.00</u>

APPENDIX B

**LATE FILING PENALTIES: LOBBYIST 2020 FUNDRAISING/POLITICAL
CONSULTING REPORTS**

<u>Lobbyist</u>	<u>Amount</u>
<u>Sixth Period</u>	
Patrick B. Jenkins & Associates	<u>\$125.00</u>
<u>Total</u>	<u>\$125.00</u>

APPENDIX C

LATE FILING PENALTIES: 2020 CLIENT ANNUAL REPORT

<u>Client</u>	<u>Amount</u>
140 West Street (NY) JV, LLC	\$125.00
160 Leroy Street Condominium	\$150.00
175 Water Street Owner LLC	\$60.00
180 East 88th Street Realty LLC	\$425.00
185-225 Parkhill LLC	\$150.00
223 Troutman LLC	\$600.00
240 Broadway Property LLC	\$50.00
260-261 Madison Avenue LLC	\$450.00
312 Coney Island Avenue LLC	\$525.00
36 E. 70th Street LLC	\$1,475.00
38-46 West 33 Street LLC.	\$1,125.00
4201 MAIN ST LLC	\$30.00
421 Broome St. LLC	\$125.00
520 East 76th Street Apartment Corp.	\$320.00
520 West 144th Street Housing Development Fund Corporation	\$475.00
56 North Moore Street Owner LLC	\$70.00
61 North 11 LLC	\$1,150.00
737 4th Avenue, LLC	\$100.00
79 Arverne Development LLC	\$50.00
7-Eleven, Inc.	\$50.00
AbcNY Inc.	\$625.00
Acacia Network, Inc.	\$100.00
ACA-NYS, Inc.	\$350.00
AIDS Service Center of Lower Manhattan, Inc.	\$100.00
Air Pegasus Heliport, Inc.	\$100.00
Alan E. Goldberg	\$175.00
Alternative Business Accommodations, Inc.	\$60.00
Alwest Old Fulton LLC	\$425.00
American Cancer Society Cancer Action Network, Inc. for the benefit of the American Cancer Society Cancer Action Network, Inc. and Tobacco-Free Kids Action Fund	\$425.00
Amida Care, Inc.	\$275.00
Ansonia Commercial LLC	\$75.00
Anthony T. Rinaldi, LLC	\$600.00
APICHA Community Health Center	\$200.00

ARK Development LLC	\$175.00
Ascend Learning, Inc.	\$425.00
Association of American Publishers, Inc.	\$380.00
Association of Commuter Rail Employees	\$100.00
Atkins North America, Inc.	\$60.00
Atos Public Safety, LLC	\$50.00
Attentive Home Care Agency Inc.	\$280.00
Avant Gardner LLC	\$175.00
AWL Industries Inc.	\$30.00
Beyond Finance, LLC	\$270.00
BHZA LLC	\$100.00
BioIQ, Inc.	\$270.00
BLDG Orchard LLC	\$260.00
Boys & Girls Club of Harlem, Inc.	\$75.00
BP 347 Madison Associates, LLC	\$60.00
Brooklyn Bureau of Community Service	\$600.00
Brooklyn Events Center, LLC	\$100.00
Brooklyn Kindergarten Society	\$140.00
Brooklyn Museum	\$150.00
Brooklyn Nets, LLC	\$100.00
BRP East Brooklyn Development LLC	\$125.00
Building Industry Association of New York City, Inc.	\$150.00
Bush Terminal Lease Holder LLC	\$75.00
Buspatrol America LLC	\$75.00
Capscar III LLC	\$150.00
Carp Construction Corp.	\$275.00
CBCS Washington Street LP	\$40.00
Chai Lifeline, Inc.	\$450.00
Chamber of Commerce Borough of Queens	\$75.00
Chelsea Hotel Owner LLC	\$40.00
Cilantro Dominican Cocina	\$740.00
Citizens Committee for New York City	\$100.00
City Harvest, Inc.	\$150.00
Civic Hall Labs, Inc.	\$150.00
Classico Building Maintenance Inc.	\$75.00
Collegiate Church Corporation	\$425.00
Commvault Systems, Inc.	\$450.00
Consulate General of Japan	\$50.00
Continuing Care Leadership Coalition	\$325.00
Council of Family and Child Caring Agencies, Inc.	\$150.00
Cropsey Partners LLC	\$325.00
CrowdStrike, Inc.	\$20.00

Currier McCabe & Associates, Inc.	\$100.00
Development Associates (BUFF) L.P.	\$150.00
Diego Beekman Mutual Housing Association Housing Development Fund Corporation	\$325.00
Digital Gadgets Medical LLC	\$30.00
Disaster Management Group, LLC	\$280.00
Ditmars Boulevard Block Assn., Inc.	\$130.00
Dominion Voting Systems, Inc	\$100.00
Douglaston Realty Associates, L.L.C.	\$100.00
EDF Renewables, Inc. on behalf of Atlantic Shores Offshore Wind, LLC.	\$40.00
EIB Riverdale Crossing LLC	\$675.00
ELK MAS 86 EAST 10TH LLC	\$170.00
EmblemHealth Services Company, LLC	\$125.00
Emerald Isle Immigration Center, Inc.	\$100.00
Empire BLVD Partners, LLC	\$30.00
Empire Commercial Services LP	\$150.00
Empire Cruises LLC	\$530.00
Engineering - Ingegneria Informatica - S.P.A.	\$40.00
ENY Community Residences LLC	\$250.00
EO 160 WATER LLC	\$40.00
Equity Residential	\$40.00
Evergreen Inc.: Your North Brooklyn Business Exchange	\$175.00
Evgo Services LLC	\$100.00
Exact Capital Group, LLC	\$75.00
Exalt Youth	\$100.00
EXCELSIOR CAR & LIMO, INC.	\$70.00
Expedia, Inc	\$675.00
ExteNet Systems, Inc.	\$150.00
Federation of Organizations for the New York State Mentally Disabled, Inc.	\$150.00
FedEx Corporation	\$75.00
Field Point Servicing, LLC	\$150.00
Floridita Restaurants, Inc.	\$180.00
FPG CH Holding, LLC	\$150.00
Franklin Ave Property Owner LLC	\$625.00
Freedom Care LLC	\$40.00
Friends of Brooklyn Queens Connector, Inc.	\$50.00
Gansevoort Street Ventures LLC	\$450.00
Gartner, Inc.	\$425.00
Gay Men's Health Crisis, Inc.	\$300.00
Germ Free Earth Sciences, LLC	\$390.00
Girls for Gender Equity, Inc.	\$250.00
Gourmet Express Ltd.	\$40.00

Gowanus Green Partners LLC	\$650.00
Greater Buffalo United Accountable Care Organization, LLC	\$250.00
Greenpoint Innovations LLC	\$70.00
Greystone & Co. II LLC on behalf of Greystone & Co. II LLC and Lappin Associates, LLC	\$130.00
Harlem LLC	\$40.00
HELBIZ Inc.	\$40.00
Helen Keller Services	\$75.00
Homecrest Community Services, Inc.	\$125.00
Housing Conservation Coordinators, Inc.	\$150.00
Hudson HK LLC	\$100.00
Hudson Square District Management Association, Inc.	\$250.00
Human Care Services For Families & Children, Inc.	\$800.00
Hunts Point Cooperative Market, Inc.	\$100.00
Institute of Scrap Recycling Industries Inc.	\$450.00
Intelligent Transit LLC	\$340.00
International AIDS Vaccine Initiative, Inc.	\$50.00
IPT LLC	\$100.00
IRG 67 LLC	\$75.00
JA Connect LLC	\$575.00
JC Steel Erectors Corp.	\$650.00
JetBlue Airways Corporation	\$275.00
JPP 33rd Street LLC	\$60.00
Kaufman Bedrock Astoria I LLC	\$50.00
Kent Member LLC	\$150.00
Kimso Apartments LLC	\$150.00
Klayna Realty LLC	\$280.00
KVI Holdings, LLC	\$150.00
Legal Action Center of the City of New York, Inc.	\$50.00
Lenox By The Bridge LLC	\$1,550.00
Lewis W. Johnson II and Marjory E Horowitz	\$200.00
Lincoln Center for the Performing Arts, Inc.	\$75.00
Lirio Manager LLC	\$40.00
LIVEON NY	\$625.00
Longfellow Strategic Value Holdings, LLC	\$170.00
L'Refuah Medical & Rehabilitation Center, Inc.	\$40.00
Mal Pal Realty Corp.	\$30.00
MBX Acquisition Holdings II, LLC	\$160.00
MHANY Management Inc.	\$190.00
Milmar Food Group II, LLC	\$175.00
MIP One Wall Street Holdings, LLC	\$50.00
Mobile Health Management Services, Inc.	\$150.00

Monty Two East 86th Street Associates LLC and Monty Three East 86th Street Associates LLC with BVS Kuafa as agent for Monty Two and Monty Three as payor	\$100.00
Mox-SpeedChain, LLC	\$825.00
MTX Group Inc	\$425.00
National Strategies, LLC for the benefit of Pure Storage, Inc.	\$20.00
National Supermarket Association	\$850.00
New City Ventures LLC	\$60.00
New York City BID Association, Inc.	\$525.00
New York City Gay and Lesbian Anti-Violence Project, Inc.	\$100.00
New York City Special Riggers Association Inc.	\$450.00
New York Committee for Occupational Safety and Health, Inc.	\$250.00
New York County Defender Services Inc.	\$100.00
New York Hall of Science	\$50.00
New York Harm Reduction Educators, Inc.	\$240.00
New York State Messenger & Courier Association, Inc.	\$40.00
Newsela, Inc.	\$70.00
Northern Manhattan Improvement Corporation	\$600.00
Nutanix, Inc.	\$150.00
NYS Latino Restaurant, Bar and Lounge Association Inc.	\$1,725.00
NYSARC, Inc., New York City Chapter	\$500.00
ODA Primary Health Care Center	\$1,175.00
One Fair Wage Action, Inc.	\$340.00
ONH 2226 Third Ave LLC with REEC Third Ave LLC as third-party payor	\$20.00
Original Music Workshop, Inc.	\$70.00
OTG Management, LLC	\$150.00
Outfront Media Group LLC	\$150.00
Outsource Consultants, Inc.	\$600.00
Paramount Group, Inc.	\$1,025.00
ParCare Community Health Network, Inc.	\$380.00
Parkchester Preservation Company	\$100.00
Parker57 LLC	\$75.00
Phelps Dodge Refining Corporation	\$175.00
Pipe and Plant Solutions, Inc.	\$100.00
Poonam Apartments LLC	\$150.00
Pratt Holdings, Inc.	\$500.00
Pure Storage, Inc.	\$150.00
Queens Economic Development Corporation	\$50.00
Randall's Island Park Alliance, Inc.	\$50.00
Real Builders, Inc.	\$1,300.00
Red Apple 86 Fleet Place Development, LLC	\$40.00
Renewable Energy Group, Inc.	\$100.00

Riverside Care Management LLC	\$2,025.00
ROAR New York, Inc.	\$180.00
S2000 Corp.	\$300.00
Saints Peter and Paul Church	\$100.00
Salvadori Center LTD.	\$100.00
SBR&C, LLC	\$150.00
Schur Management Co. Ltd. on behalf of Webster 1099 Realty LLC	\$30.00
Sensys Gatso USA, Inc.	\$2,250.00
Sheltering Arms Children and Family Services, Inc.	\$25.00
Sivic Solutions Group, LLC	\$125.00
SKF Development, LLC	\$340.00
Skyhigh Murals-Colossal Media Inc.	\$325.00
Solix, Inc.	\$125.00
Soma 142, LLC	\$150.00
SOMOS Healthcare Providers, Inc.	\$525.00
South Asian Council for Social Services Inc.	\$100.00
SRS Property Group NY LLC	\$20.00
Stacks and Joules Inc.	\$60.00
Staten Island Marine Development, LLC	\$475.00
Staten Island Museum	\$20.00
Sun Flatbush LLC	\$175.00
Sunnyside Community Services, Inc.	\$125.00
Sunquest Information Systems, Inc.	\$180.00
Sure We Can, Inc.	\$20.00
SWDM ARCHER LLC	\$425.00
Taller Cocina	\$340.00
Tamarisk Nassau Place, LLC	\$175.00
Tanium Inc.	\$40.00
TAXIFLEET MANAGEMENT LLC	\$175.00
TDI-USA Holdings Corp.	\$75.00
Teachers College, Columbia University	\$100.00
Techno Consult, Inc.	\$50.00
Textile Rental Services Association of America	\$250.00
The 400 Foundation, Inc.	\$475.00
The American Museum of Natural History	\$100.00
The Bronx High School of Science Alumni Foundation, Inc.	\$1,025.00
The Brotherhood/Sister Sol Inc	\$300.00
The Coalition for Behavioral Health, Inc.	\$25.00
The Coalition of Community Charter Schools Inc	\$300.00
THE EAGLE ACADEMY FOUNDATION, INC.	\$875.00
The Floating Hospital, Inc.	\$150.00
The Fortune Society, Inc.	\$75.00

The Greater New York City Chapter of the ALS Association, Inc.	\$312.50
The Group US Management LLC	\$30.00
The Hebrew Home for the Aged at Riverdale	\$150.00
The Hebrew Home For The Aged at Riverdale Foundation, Inc.	\$100.00
The Hetrick-Martin Institute	\$650.00
The Jacob A. Riis Neighborhood Settlement	\$350.00
The Juice Press LLC	\$1,125.00
The Local Development Corporation of Crown Heights, Inc.	\$30.00
The Lure Group LLC	\$425.00
The New 42nd Street, Inc.	\$250.00
The New York Staffing Association, Inc.	\$150.00
The Steel Institute of New York	\$525.00
The Studio Museum in Harlem	\$250.00
The TLC Driver Institute, Inc.	\$630.00
The Trustees of Columbia University in the City of New York	\$150.00
The Wine Cellar Group, Inc.	\$450.00
The YWCA of Brooklyn, Inc.	\$175.00
Thor James Hotel Leaseco LLC	\$340.00
Transcon International, Inc.	\$250.00
Tully Environmental Inc.	\$75.00
Twin America LLC on behalf of Twin America LLC and Gray Line New York Tours, Inc.	\$75.00
United Probation Officers Association of the City of New York	\$475.00
Wapanda, Inc.	\$80.00
Water Street Leasehold LLC	\$1,675.00
We Work Management LLC	\$175.00
WF Industrial IV LLC	\$100.00
Willdan Group, Inc. on behalf of Lime Energy Co. and Willdan Energy Solutions	\$275.00
Woods Services, Inc.	\$425.00
Wyckoff Heights Medical Center	\$100.00
Y2X Life Sciences, LLC	\$1,100.00
Youth Represent Inc	\$150.00
Z-Filter LLC	\$50.00
Zones, LLC	\$1,025.00
Zoran Medical, LLC	<u>\$170.00</u>
<u>Total</u>	<u>\$75,847.50</u>

APPENDIX D

LATE FILING PENALTIES: LOBBYIST 2021 STATEMENTS OF REGISTRATION

<u>Lobbyist</u>	<u>Amount</u>
BC Partners Advisors L.P.	\$3,675.00
Blue Suit Strategies, LLC	\$5,000.00
Bolton-St. Johns, LLC	\$2,575.00
Bridge Investment Group Holdings LLC	\$60.00
Brown & Weinraub, PLLC	\$250.00
Bryan Cave Leighton Paisner LLP	\$200.00
BTG Pactual Asset Management US LLC	\$250.00
Cadman Strategies, LLC	\$525.00
Carl Andrews & Associates, Inc.	\$250.00
Catholic Charities Community Services, Archdiocese of New York	\$100.00
Clearlake Capital Group, L.P.	\$25.00
Climate Jobs NY, Inc.	\$125.00
CMW Strategies LLC	\$2,875.00
Community Housing Improvement Program, Inc.	\$150.00
Constantinople & Vallone Consulting LLC	\$25.00
Cozen O'Connor	\$75.00
Cozen O'Connor Public Strategies, LLC	\$250.00
Diana Reyna Strategic Consulting, LLC	\$350.00
Driscoll Group, Inc.	\$675.00
Ennead Architects LLP	\$4,575.00
Fried, Frank, Harris, Shriver & Jacobson LLP	\$1,700.00
Goldman Harris LLC	\$25.00
GrandRap Strategies LLC	\$25.00
Hawkins Consulting, Inc.	\$500.00
Hornick Consulting, Inc.	\$650.00
James F. Capalino & Associates, Inc.	\$6,950.00
Kasirer LLC	\$50.00
Kramer Levin Naftalis & Frankel LLP	\$75.00
Kyle Ishmael	\$330.00
Legal Action Center of the City of New York, Inc.	\$350.00
Mercury Public Affairs, LLC	\$425.00
Mirram Group LLC	\$525.00
Mockingbird Consultants LLC	\$100.00
New York Restoration Project (NYRP)	\$912.50
New York State Restaurant Association, Inc.	\$1,475.00
Park & K Public Affairs, LLC	\$2,500.00

Park Strategies, LLC	\$100.00
Patcon Associates, Ltd.	\$75.00
Patrick B. Jenkins & Associates	\$6,425.00
Pitta Bishop & Del Giorno LLC	\$225.00
Polsinelli Public Affairs, LLC	\$260.00
Project Guardianship, Inc.	\$360.00
Sheltering Arms Children and Family Services, Inc.	\$25.00
State Street Bank and Trust Company	\$75.00
State Street Global Advisors Trust Company	\$75.00
Statewide Public Affairs, Inc.	\$50.00
The Advance Group	\$225.00
The American Museum of Natural History	\$100.00
The Carey Group LLC	\$200.00
The Fashionable Democrat LLC	\$80.00
The Friedlander Group	\$25.00
The Nature Conservancy	\$3,825.00
The Parkside Group, LLC	\$325.00
The Roffe Group P.C.	\$350.00
The Trustees of Columbia University in the City of New York	\$300.00
Thies & Grenell, LLC	\$575.00
Thoma Bravo, L.P.	\$1,375.00
Tonio Burgos & Associates, Inc.	\$500.00
Transgender Equity Consulting, Inc.	\$2,475.00
Vera Institute of Justice, Inc.	\$250.00
Visiting Nurse Service of New York	\$250.00
Ward Strategies LLC	<u>\$60.00</u>
<u>Total</u>	<u>\$57,187.50</u>

APPENDIX E

LATE FILING PENALTIES: LOBBYIST 2021 FIRST PERIODIC REPORT

<u>Lobbyist</u>	<u>Amount</u>
American Cancer Society Cancer Action Network, Inc	\$25.00
BC Partners Advisors L.P.	\$2,200.00
Blue Suit Strategies, LLC	\$425.00
Bolton-St. Johns, LLC	\$50.00
Catholic Charities of the Archdiocese of New York	\$25.00
Chinese-American Planning Council, Inc.	\$25.00
Climate Jobs NY, Inc.	\$25.00
CMW Strategies LLC	\$50.00
Community Food Advocates, Inc.	\$50.00
Community Housing Improvement Program, Inc.	\$75.00
Consolidated Edison, Inc.	\$25.00
Cunningham & Cunningham, LLP	\$25.00
Fordham University	\$25.00
Hornick Consulting, Inc.	\$225.00
LAW OFFICE OF RYAN KARBEN	\$100.00
Legal Action Center of the City of New York, Inc.	\$25.00
Long Island University	\$25.00
McBride Consulting & Business Development	\$100.00
Montefiore Medicine Academic Health System, Inc.	\$25.00
Moore Consultancy Corp.	\$50.00
MSG Entertainment Group, LLC	\$25.00
Nagel Law Office, PLLC	\$50.00
New York City Central Labor Council, AFL-CIO	\$25.00
New York Restoration Project (NYRP)	\$600.00
O'Donnell & Associates, LLC	\$50.00
Opportunities for a Better Tomorrow, Inc.	\$25.00
Patcon Associates, Ltd.	\$450.00
Project Guardianship, Inc.	\$250.00
Sheltering Arms Children and Family Services, Inc.	\$25.00
The Museum of Modern Art	\$25.00
The New York Botanical Garden	\$25.00
Thies & Grenell, LLC	\$325.00
Thru Faith Ministries, Inc.	\$100.00
Transgender Equity Consulting, Inc.	\$250.00
Urban Justice Center	<u>\$25.00</u>
<u>Total</u>	<u>\$5,825.00</u>

APPENDIX F

LATE FILING PENALTIES: LOBBYIST 2021 SECOND PERIODIC REPORT

<u>Lobbyist</u>	<u>Amount</u>
APICHA Community Health Center	\$25.00
ASY Services, LLC	\$50.00
BC Partners Advisors L.P.	\$625.00
Bolton-St. Johns, LLC	\$350.00
Chinese-American Planning Council, Inc.	\$200.00
Constantinople & Vallone Consulting LLC	\$225.00
Housing Conservation Coordinators, Inc.	\$25.00
Joint Council No 16 International Brotherhood of Teamsters	\$525.00
M3L Global Strategies Group LLC	\$25.00
Moore Consultancy Corp.	\$25.00
Multicultural HealthCare Marketing Group LLC	\$25.00
Municipal Art Society of New York	\$25.00
Natural Resources Defense Council, Inc.	\$50.00
New York City Environmental Justice Alliance, Inc.	\$25.00
Nurse Family Partnership	\$25.00
Patrick B. Jenkins & Associates	\$2,550.00
ROSENBERG & ESTIS, P.C.	\$50.00
Stroock & Stroock & Lavan LLP	\$25.00
The Coalition for Behavioral Health, Inc.	\$25.00
The Coca-Cola Company	\$25.00
The Museum of Modern Art	\$75.00
The Queens Borough Public Library	\$25.00
The Trustees of Columbia University in the City of New York	\$25.00
Thies & Grenell, LLC	\$150.00
Two Trees Management Co., LLC for the benefit of River Street Partners LLC	\$50.00
Yeshiva University	<u>\$25.00</u>
<u>Total</u>	<u>\$5,250.00</u>

APPENDIX G

LATE FILING PENALTIES: LOBBYIST 2021 THIRD PERIODIC REPORT

<u>Lobbyist</u>	<u>Amount</u>
Anubis Securities LLC	\$25.00
Bolton-St. Johns, LLC	\$1,650.00
Brooklyn Navy Yard Development Corporation	\$200.00
Building 77 QALICB, Inc.	\$175.00
Catholic Charities of the Archdiocese of New York	\$125.00
Chinese-American Planning Council, Inc.	\$100.00
Community Housing Improvement Program, Inc.	\$25.00
Envision Strategy, LLC	\$25.00
Eric Palatnik, P.C.	\$25.00
Federation of Protestant Welfare Agencies, Inc.	\$25.00
Food Bank For New York City	\$25.00
Geto & de Milly Inc.	\$25.00
Island Investment Management LLC	\$25.00
JEM Associates NY, LLC	\$25.00
Justice Committee, Inc.	\$25.00
LGBT Network	\$175.00
McBride Consulting & Business Development	\$25.00
Montefiore Medicine Academic Health System, Inc.	\$25.00
New York City Central Labor Council, AFL-CIO	\$25.00
New York State Technology Enterprise Corporation	\$25.00
NYC NOWC, INC.	\$25.00
Opportunities for a Better Tomorrow, Inc.	\$25.00
P.S. 1 Contemporary Art Center, Inc.	\$25.00
Park & K Public Affairs, LLC	\$75.00
Park Strategies, LLC	\$100.00
Patrick B. Jenkins & Associates	\$25.00
Phillips Nizer LLP	\$25.00
Planned Parenthood of Greater New York, Inc.	\$125.00
Redland Strategies	\$25.00
Revel Transit Inc.	\$25.00
Schroder Investment Management North America Inc	\$25.00
Sunset Park Health Council, Inc.	\$25.00
West Harlem Environmental Action, Inc.	\$25.00
<u>Total</u>	<u>\$3,325.00</u>

APPENDIX H

LATE FILING PENALTIES: LOBBYIST 2021 FOURTH PERIODIC REPORT

<u>Lobbyist</u>	<u>Amount</u>
American Cancer Society Cancer Action Network, Inc	\$25.00
APICHA Community Health Center	\$25.00
Asian American Federation, Inc.	\$25.00
ASY Services, LLC	\$50.00
Bowen Public Affairs Consulting Inc	\$50.00
Catholic Charities of the Archdiocese of New York	\$50.00
Centerline Capital Management, LLC	\$50.00
Chinese-American Planning Council, Inc.	\$50.00
Community Housing Improvement Program, Inc.	\$50.00
CSX Transportation, Inc.	\$50.00
Ennead Architects LLP	\$3,050.00
ERG Advisors LLC	\$100.00
Fontas Advisors NY LLC	\$25.00
GoBrands, Inc.	\$50.00
Good Shepherd Services	\$50.00
Housing Conservation Coordinators, Inc.	\$25.00
HR&A Advisors, Inc.	\$175.00
Impax Asset Management Limited	\$25.00
James F. Capalino & Associates, Inc.	\$100.00
Jewish Child Care Association of New York	\$50.00
Kyle Ishmael	\$610.00
Legal Action Center of the City of New York, Inc.	\$50.00
New York Civil Liberties Union, Inc.	\$25.00
NYC NOWC, INC.	\$25.00
Opportunities for a Better Tomorrow, Inc.	\$50.00
Park & K Public Affairs, LLC	\$25.00
Revel Transit Inc.	\$25.00
ROSENBERG & ESTIS, P.C.	\$25.00
Silverstein Properties, LLC	\$50.00
TakeRoot Justice	\$25.00
The Nature Conservancy	\$2,275.00
Thru Faith Ministries, Inc.	\$350.00
Two Trees Management Co., LLC for the benefit of River Street Partners LLC	\$25.00
WCAS Management, L.P.	<u>\$50.00</u>
<u>Total</u>	<u>\$7,685.00</u>

APPENDIX I

LATE FILING PENALTIES: LOBBYIST 2021 FIFTH PERIODIC REPORT

<u>Lobbyist</u>	<u>Amount</u>
Catholic Charities of the Archdiocese of New York	\$225.00
Chinese-American Planning Council, Inc.	\$175.00
Community Food Advocates, Inc.	\$50.00
Ennead Architects LLP	\$1,525.00
Envision Strategy, LLC	\$25.00
Fontas Advisors NY LLC	\$25.00
James F. Capalino & Associates, Inc.	\$1,475.00
New York Birth Control Access Project, Inc.	\$25.00
Northeast Government Consulting, LLC	\$25.00
Nurse Family Partnership	\$50.00
Planned Parenthood of Greater New York, Inc.	\$25.00
Project Guardianship, Inc.	\$25.00
RBC Global Asset Management (U.S.) Inc.	\$50.00
Schroder Investment Management North America Inc	\$75.00
Shelter Rock Strategies, LLC	\$25.00
The Advance Group Inc.	\$75.00
The Friedlander Group	\$75.00
The Nature Conservancy	\$750.00
The New York City Center for Charter School Excellence	\$50.00
Triton USA L.P.	\$25.00
Urban Justice Center	\$50.00
WCAS Management, L.P.	\$25.00
Whiteboard Advisors LLC	\$50.00
<u>Total</u>	<u>\$4,900.00</u>

APPENDIX J

**LATE FILING PENALTIES: LOBBYIST 2021 FUNDRAISING/POLITICAL
CONSULTING REPORTS**

<u>Lobbyist</u>	<u>Amount</u>
<u>First Period</u>	
Miram Group LLC	\$50.00
<u>Fifth Period</u>	
Law Offices of Domenic M. Recchia Jr.	<u>\$525.00</u>
<u>Total</u>	<u>\$575.00</u>