

**DAILY REPORT**

5/23/2022

(Data from Sunday, May 22, 2022)

SINGLE ADULTS	
Drop-in Center Clients Served	442
Drop-in Center Overnight Census	160
Faith Bed Census	16
Outreach Contacts	251
Outreach Placements	9
Safe Haven Utilization	1512
Veterans In Short-term Housing	171
Criminal Justice Short-term Housing	83

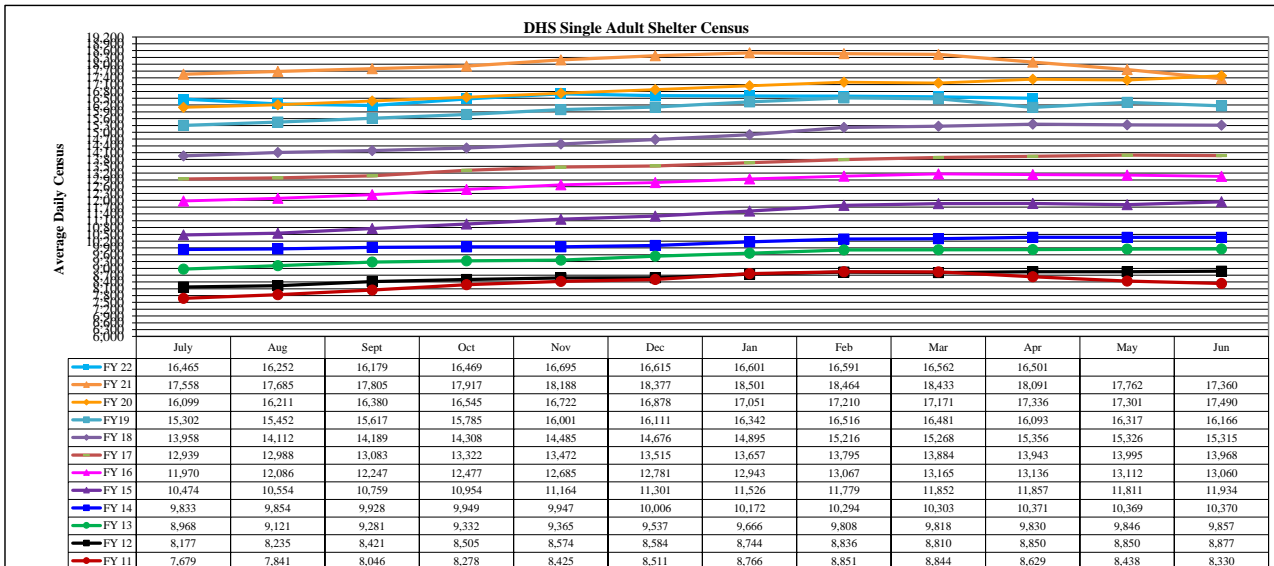
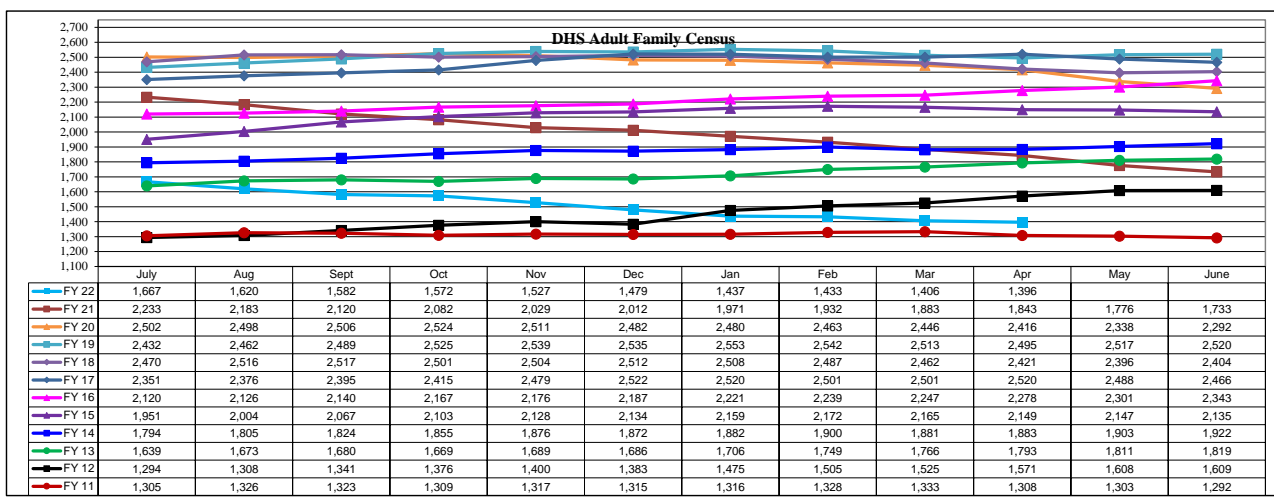
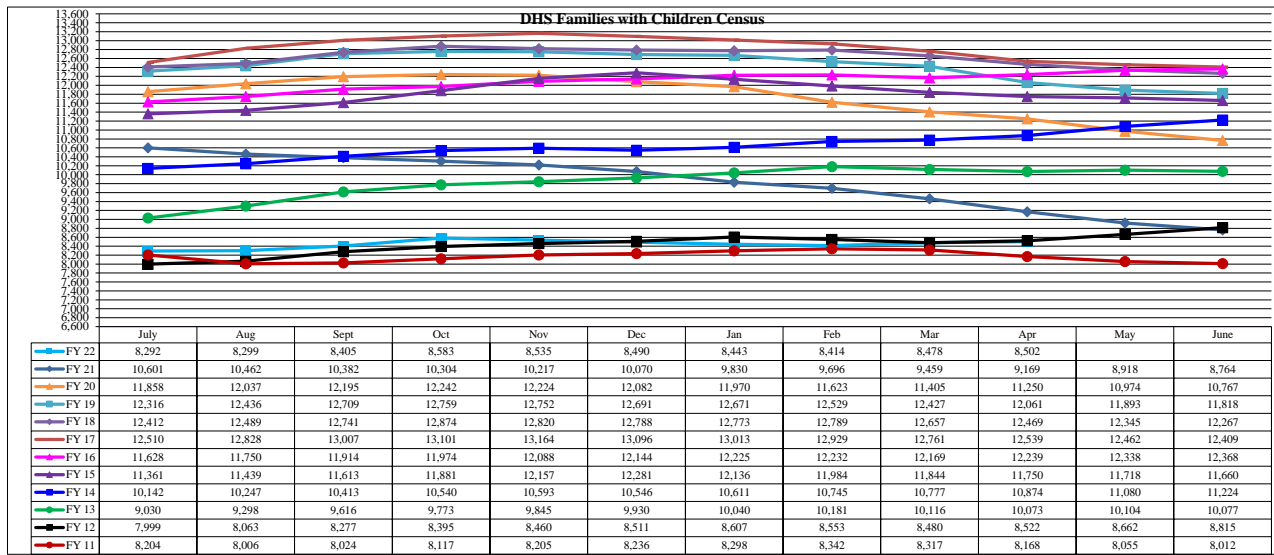
FAMILY INTAKE	
Families Requesting Temporary Housing at PATH	51
Adult Families Requesting Temporary Housing at AFIC	6
Families Placed in Overnight Accommodations	0
Families w/children at PATH Overnight (pre 10PM)	0

TOTAL SHELTER CENSUS	
Adults	30,986
Children	15,008
<b>Total Individuals</b>	<b>45,994</b>

SINGLE ADULTS	
Men	12,337
Women	3,983
<b>Total Single Adults</b>	<b>16,320</b>

FAMILIES WITH CHILDREN	
<b>Families</b>	8,758
Adults	11,719
Children	15,008
<b>Individuals</b>	<b>26,727</b>

ADULT FAMILIES CENSUS	
<b>Families</b>	1,403
<b>Individuals (Adults)</b>	<b>2,947</b>



\*Due to data conversion the average monthly census for December 2011 and January 2012 for Families with Children and Adult Family is based upon data for a partial month.