

**DAILY REPORT**

8/24/2021

(Data from Monday, August 23, 2021)

SINGLE ADULTS	
Drop-in Center Clients Served	322
Drop-in Center Overnight Census	155
Faith Bed Census	27
Outreach Contacts	159
Outreach Placements	8
Safe Haven Utilization	1064
Veterans In Short-term Housing	160
Criminal Justice Short-term Housing	104

(5 of 6 sites reporting)  
 (5 of 6 sites reporting)  
 (5 of 6 sites reporting)

FAMILY INTAKE	
Families Requesting Temporary Housing at PATH	117
Adult Families Requesting Temporary Housing at AFIC	3
Families Placed in Overnight Accommodations	0
Families w/children at PATH Overnight (pre 10PM)	0

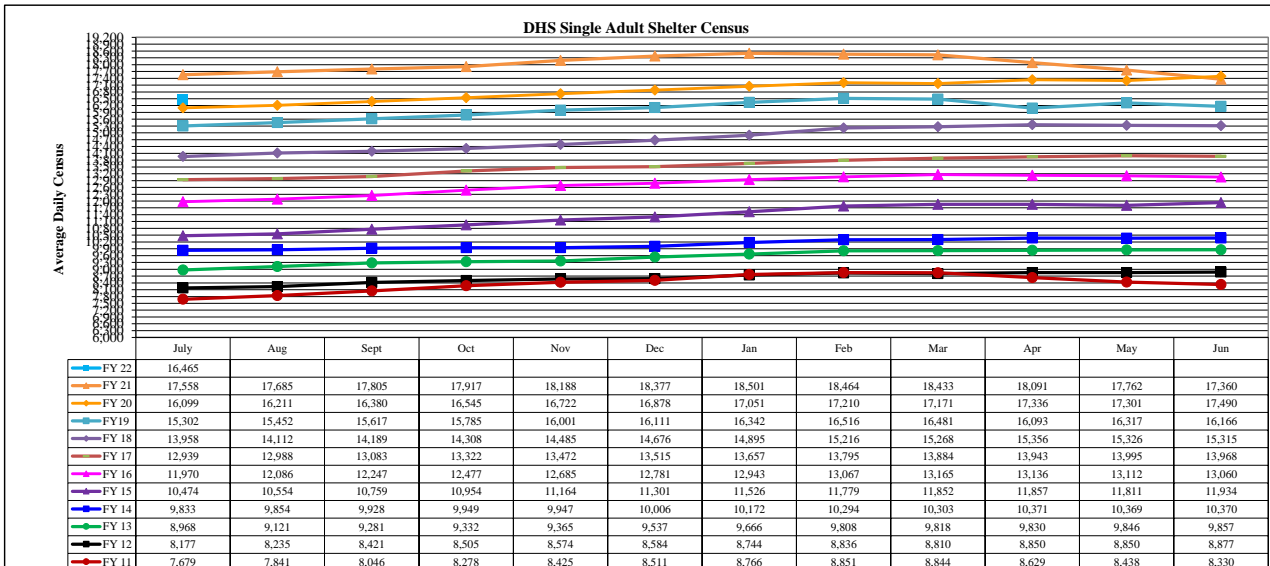
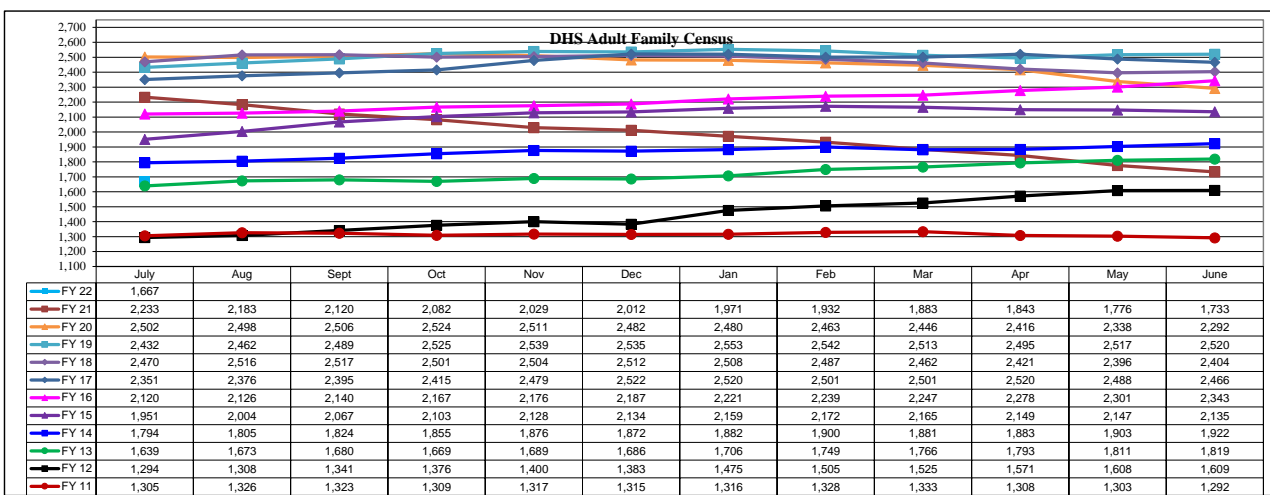
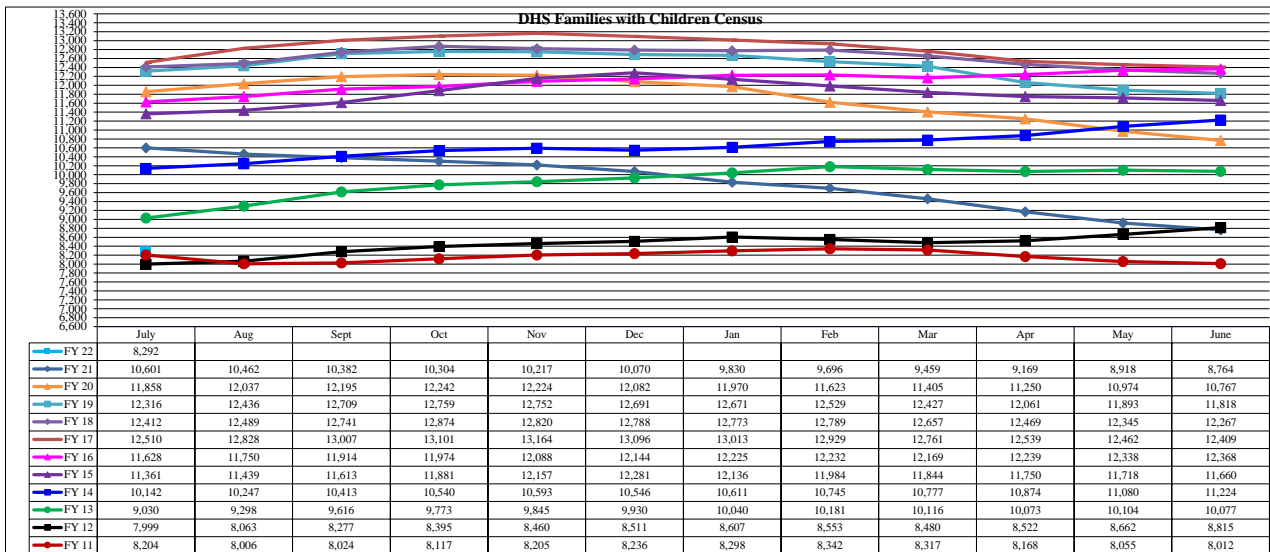
TOTAL SHELTER CENSUS	
Adults	30,658
Children	14,474
<b>Total Individuals</b>	<b>45,132</b>

SINGLE ADULTS	
Men	12,303
Women	4,021
<b>Total Single Adults</b>	<b>16,324</b>

FAMILIES WITH CHILDREN	
<b>Families</b>	<b>8,335</b>
Adults	10,947
Children	14,474
<b>Individuals</b>	<b>25,421</b>

ADULT FAMILIES CENSUS	
<b>Families</b>	<b>1,614</b>
<b>Individuals (Adults)</b>	<b>3,387</b>

x



\*Due to data conversion the average monthly census for December 2011 and January 2012 for Families with Children and Adult Families is based upon data for a partial month.