

DAILY REPORT

4/21/2023

(Data from Thursday, April 20, 2023)

| SINGLE ADULTS | |
|---|------|
| Drop-in Center Clients Served | 242 |
| Drop-in Center Overnight Census | 135 |
| Faith Bed Census | 15 |
| Outreach Contacts | 439 |
| Outreach Placements | 57 |
| Safe Haven Utilization | 1530 |
| Veterans In Short-term Housing | 139 |
| Criminal Justice Short-term Housing (Note: This count is also included in the TOTAL SHELTER CENSUS) | 161 |

3 of 7 sites reporting
3 of 7 sites reporting
3 of 7 sites reporting

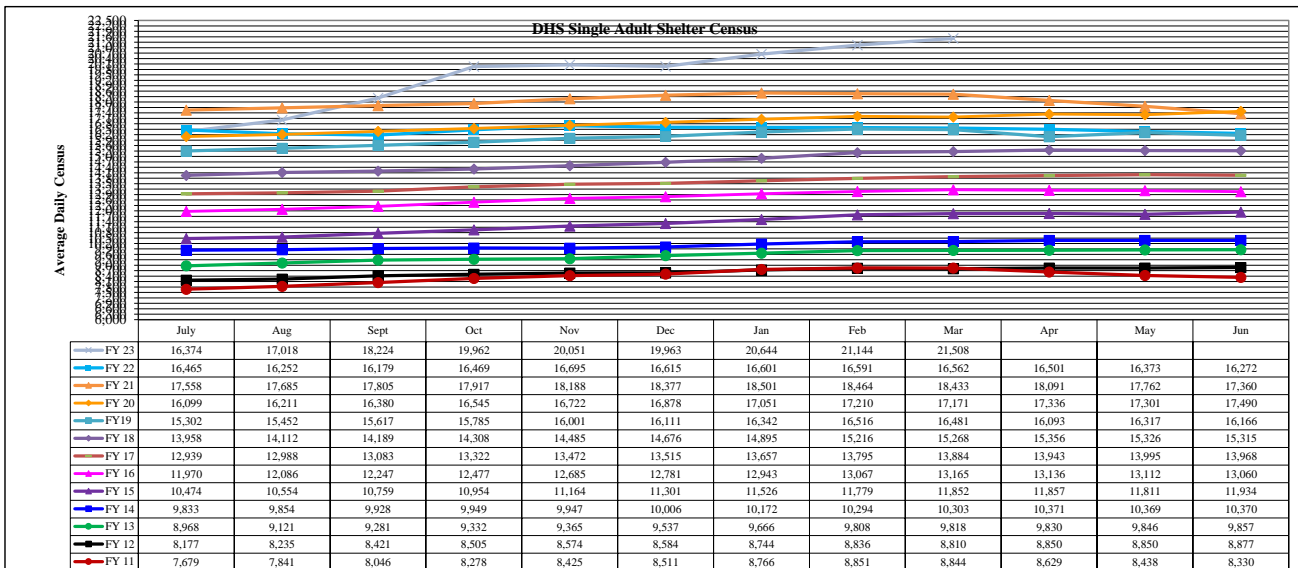
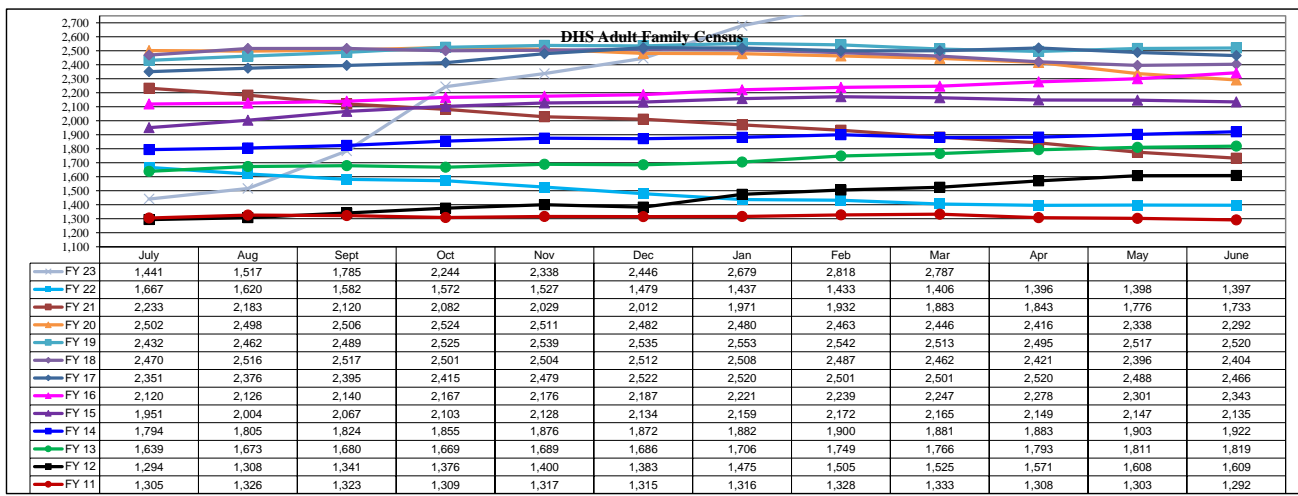
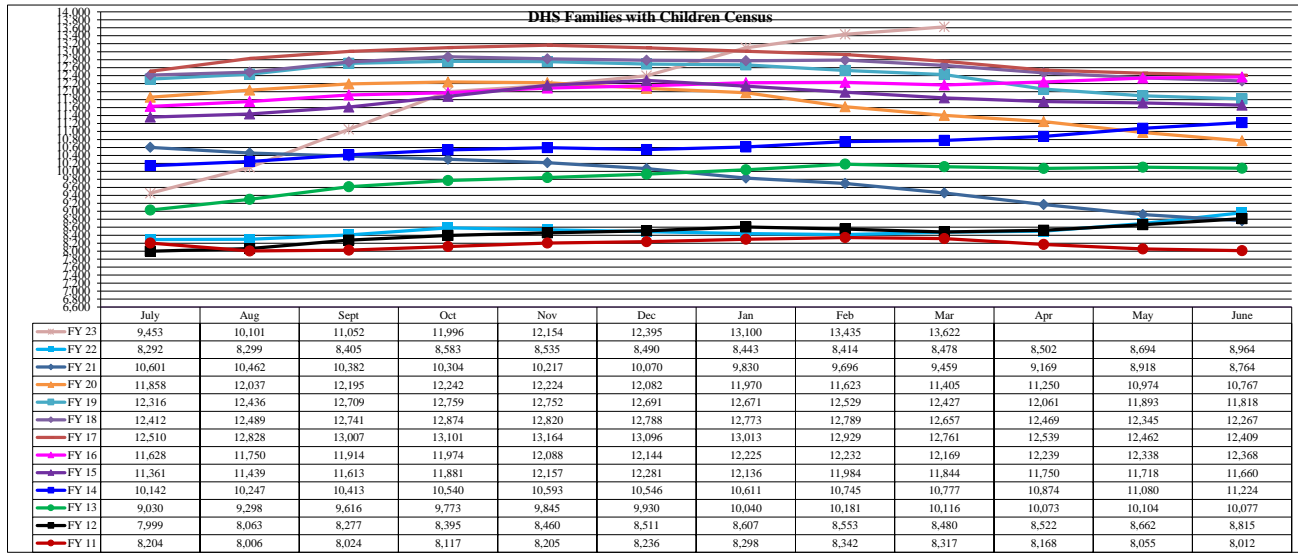
| FAMILY INTAKE | |
|---|-----|
| Families with Children Requesting Temporary Housing | 136 |
| Adult Families Requesting Temporary Housing | 36 |
| Families Placed in Overnight Accommodations | 0 |
| Families w/children at PATH Overnight (pre 10PM) | 0 |

| TOTAL SHELTER CENSUS | |
|--------------------------|---------------|
| Adults | 50,654 |
| Children | 24,439 |
| Total Individuals | 75,093 |

| SINGLE ADULTS | |
|----------------------------|---------------|
| Men | 17,647 |
| Women | 4,574 |
| Total Single Adults | 22,221 |

| FAMILIES WITH CHILDREN | |
|------------------------|---------------|
| Families | 14,370 |
| Adults | 22,282 |
| Children | 24,439 |
| Individuals | 46,721 |

| ADULT FAMILIES CENSUS | |
|-----------------------------|--------------|
| Families | 2,902 |
| Individuals (Adults) | 6,151 |



*Due to data conversion the average monthly census for December 2011 and January 2012 for Families with Children and Adult Families is based upon data for a partial month.