

DAILY REPORT

4/16/2021

(Data from Thursday, April 15, 2021)

SINGLE ADULTS	
Drop-in Center Clients Served	386
Drop-in Center Overnight Census	127
Faith Bed Census	17
Outreach Contacts	307
Outreach Placements	14
Safe Haven Utilization	1109
Veterans In Short-term Housing	208
Criminal Justice Short-term Housing	100

FAMILY INTAKE	
Families Requesting Temporary Housing at PATH	85
Adult Families Requesting Temporary Housing at AFIC	13
Families Placed in Overnight Accommodations	0
Families w/children at PATH Overnight (pre 10PM)	0

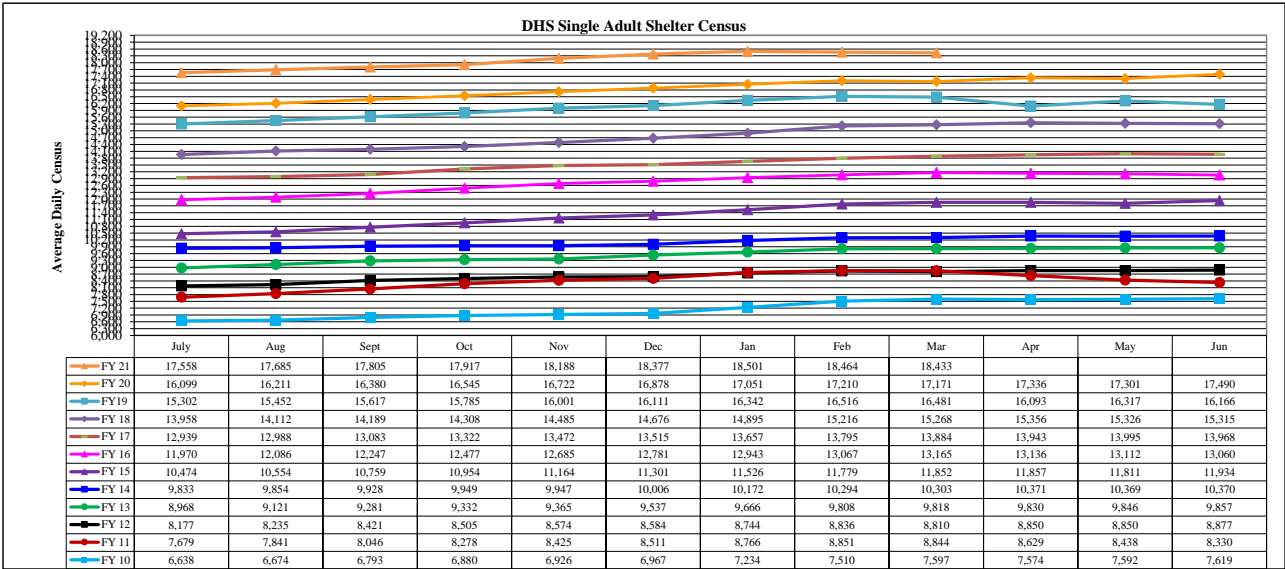
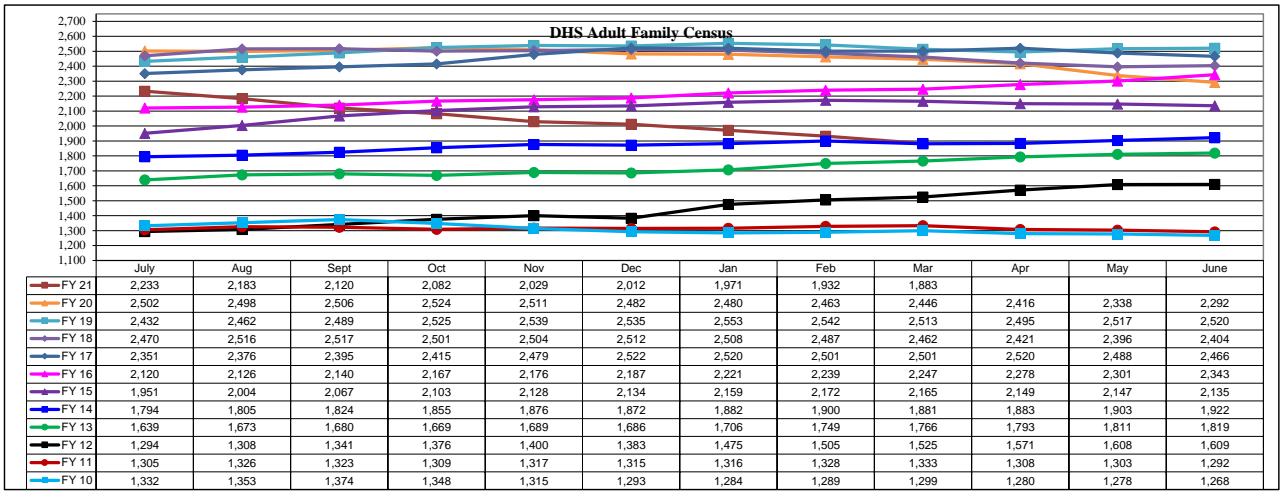
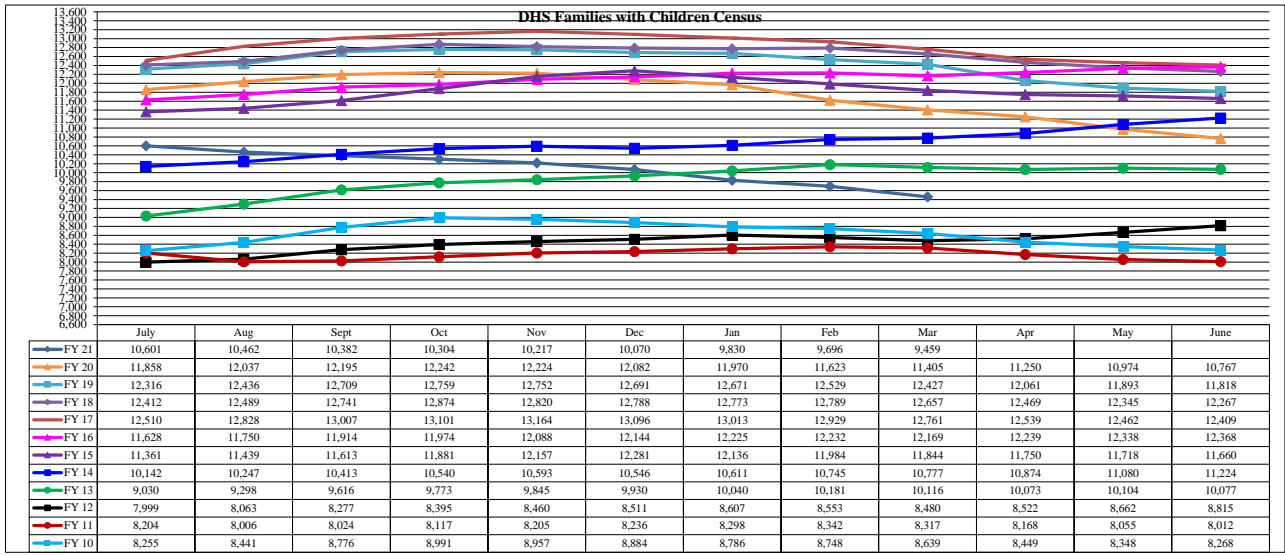
TOTAL SHELTER CENSUS	
Adults	34,129
Children	16,003
Total Individuals	50,132

SINGLE ADULTS	
Men	13,738
Women	4,400
Total Single Adults	18,138

FAMILIES WITH CHILDREN	
Families	9,197
Adults	12,118
Children	16,003
Individuals	28,121

ADULT FAMILIES CENSUS	
Families	1,840
Individuals (Adults)	3,873

x



*Due to data conversion the average monthly census for December 2011 and January 2012 for Families with Children and Adult Families is based upon data for a partial month.