

DAILY REPORT

1/23/2020

(Data from Wednesday, January 22, 2020)

Code Blue

SINGLE ADULTS	
Drop-in Center Clients Served	693
Drop-in Center Overnight Census	265
Faith Bed Census	180
Outreach Contacts	384
Outreach Placements	20
Safe Haven Utilization	1059
Veterans In Short-term Housing	252
Criminal Justice Short-term Housing	222

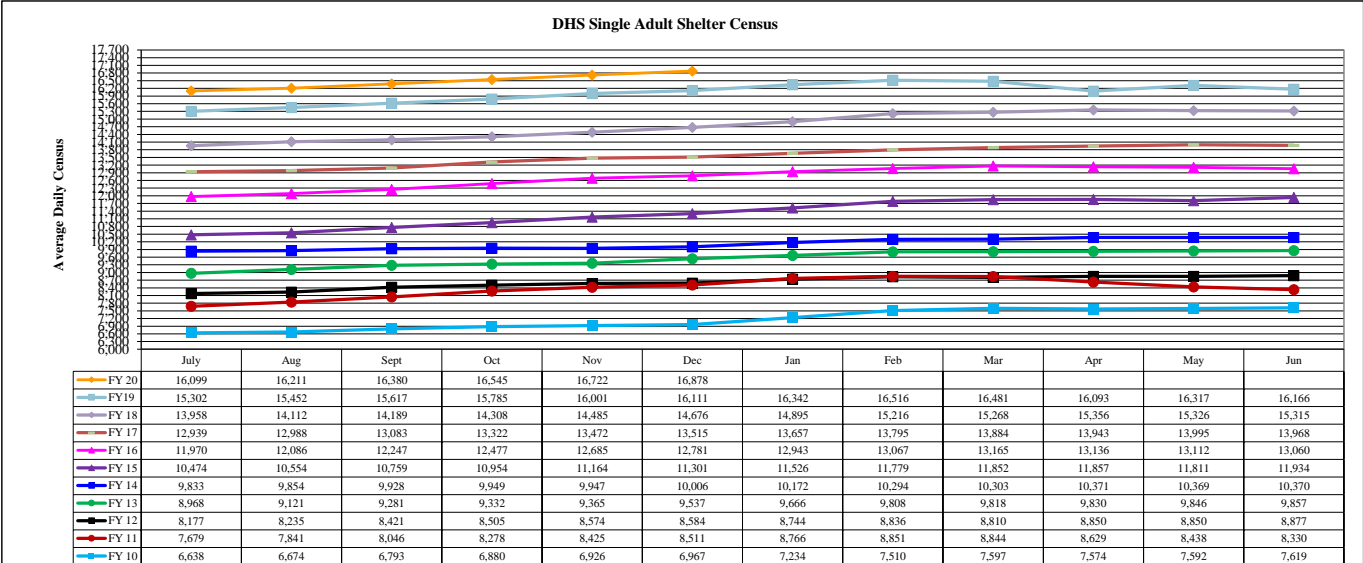
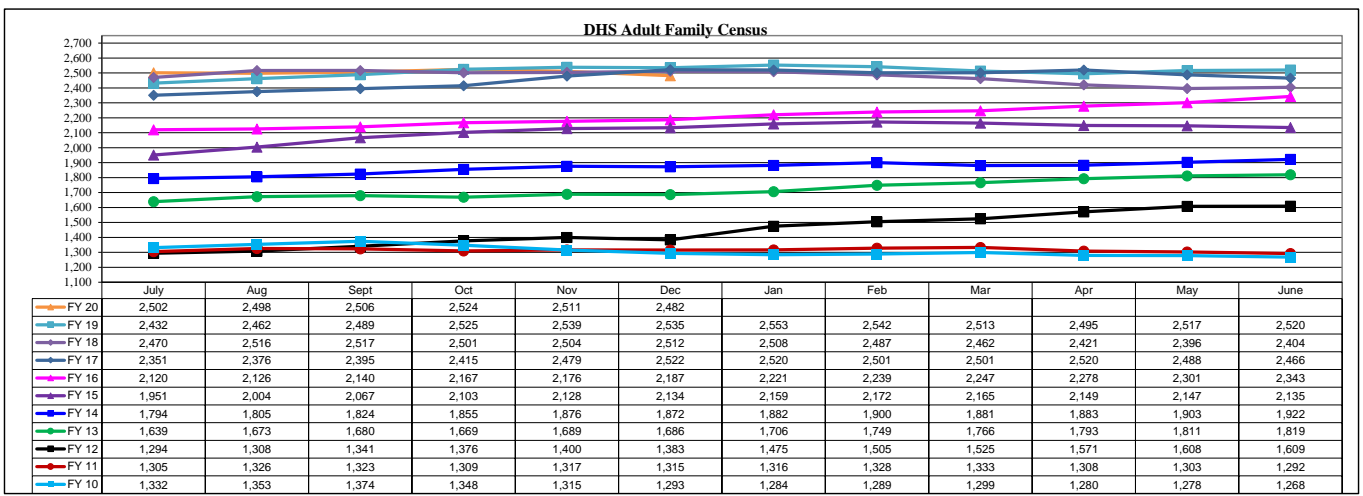
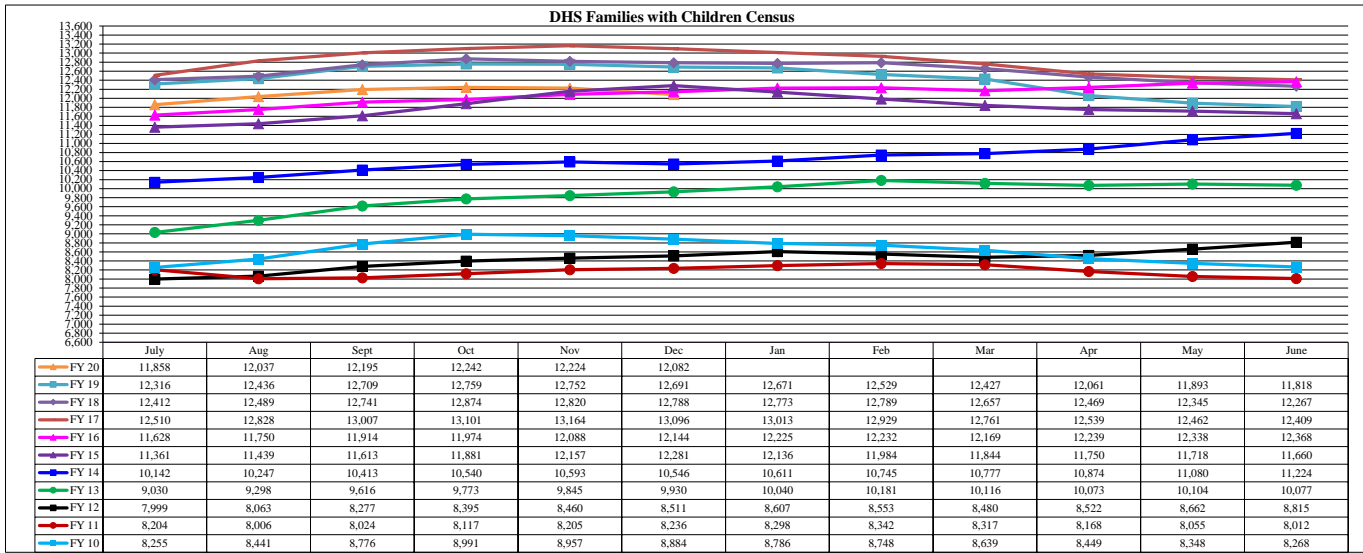
FAMILY INTAKE	
Families Requesting Temporary Housing at PATH	117
Adult Families Requesting Temporary Housing at AFIC	32
Families Placed in Overnight Accommodations	0
Families w/children at PATH Overnight (pre 10PM)	0

TOTAL SHELTER CENSUS	
Adults	38,469
Children	21,419
Total Individuals	59,888

SINGLE ADULT SHELTER CENSUS	
Men	12,469
Women	4,738
Total Single Adults	17,207

FAMILIES WITH CHILDREN CENSUS	
Families	11,966
Adults	16,040
Children	21,419
Individuals	37,459

ADULT FAMILIES CENSUS	
Families	2,482
Individuals (Adults)	5,222



*Due to data conversion the average monthly census for December 2011 and January 2012 for Families with Children and Adult Families is based upon data for a partial month.