

2018 INTIMATE PARTNER VIOLENCE SNAPSHOTS

NEW YORK CITY COMMUNITY BOARD DISTRICTS



**Mayor's Office to
End Domestic and
Gender-Based Violence**



TABLE OF CONTENTS

	Page
Introduction	2
Bronx Community District Snapshots	3
Brooklyn Community District Snapshots	16
Manhattan Community District Snapshots	35
Queens Community District Snapshots	48
Staten Island Community District Snapshots	63
Appendix	67

2018 Intimate Partner Violence Snapshots: New York City Community Board Districts

Introduction

This is the sixth annual *Intimate Partner Violence Snapshots: New York City Community Board Districts*, which provides snapshots of intimate partner violence incident and offense statistics for each community board district in the City.

These snapshots provide an overview of the occurrence of intimate partner violence throughout the City, and are intended to increase awareness of intimate partner violence and the services and programs that are available for victims of gender-based violence through the Mayor's Office to End Domestic and Gender-Based Violence (ENDGBV).

This report is published alongside a partner report, which covers family violence in the City. Together, family violence and intimate partner violence offenses comprise the total domestic violence offenses in New York City.

The domestic violence incident and offense data were obtained from the New York City Police Department (NYPD). Please note, intimate partner complaint and domestic incident report data are preliminary and subject to further revision by the NYPD. The snapshots include:

- 1) **Domestic Incident Reports:** The number and percentage of domestic violence incidents in each community board that were between intimate partners. Please note, for some domestic incident reports, the relationship categorization was missing so these reports are excluded from the number and percentage of intimate partner reports. The bar graph presents a comparison with the community boards in the borough with the highest and lowest frequencies of intimate partner domestic incident reports.
- 2) **Felony Assault Offenses:** The number and percentage of felony assault offenses in each community board that were between intimate partners. The bar graph presents a comparison with the community boards in the borough with the highest and lowest frequencies of intimate partner felony assault.
- 3) **Rape Offenses:** The number and percentage of rape offenses in each community board that were between intimate partners. The bar graph presents a comparison with the community boards in the borough with the highest and lowest frequencies of intimate partner rape.

For additional information please contact Sandhya Kajeepeta, Director of Research and Evaluation, at the Office to End Domestic and Gender-Based Violence at (212) 788-3156 or SKajeepeta@cityhall.nyc.gov.

Bronx:

Domestic violence snapshot

1 In 2018, there were **29,762 intimate partner domestic incident reports (DIRs)** in the Bronx. These comprised **56%*** of the borough's domestic incident reports.

*This percentage excludes reports with missing relationship field.

2 In 2018, there were **1,593 intimate partner felony assaults** in the Bronx. These comprised **64%** of the borough's domestic violence felony assaults.

3 In 2018, there were **79 intimate partner rapes** in the Bronx. These comprised **53%** of the borough's domestic violence rapes.

4 **HELP IS AVAILABLE**

In the case of an emergency, call 911.




For information and non-emergency services, call 311 or the NYC Domestic Violence Hotline at 1-800-621-HOPE (4673).

Find resources and support in NYC at nyc.gov/nychope.

For walk-in services, visit one of the NYC Family Justice Centers.

NYC Family Justice Center, Bronx

Address: 198 East 161st Street, Bronx, NY 10451 Phone: (718)508-1222

Subway: Take the  or   to 161st St. Yankee Stadium. Exit near the intersection of E. 161st St. and River Ave. Walk east on 161st St. towards Grand Concourse. The Center is at the corner of E. 161st St. and Sheridan Ave.

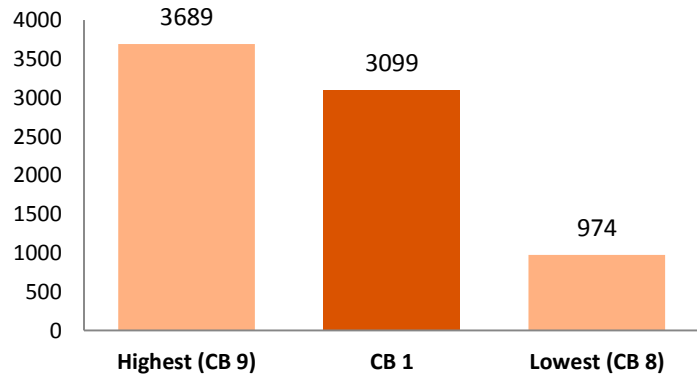
Bus: The BX1, BX2, BX6, and BX 13 all stop near the Center.

Services are free and confidential. All are welcome regardless of gender identity or expression, sexual orientation, language, or immigration status.

COMMUNITY BOARD 1: Mott Haven and Melrose

1 In 2018, there were **3,099 intimate partner domestic incident reports** in Bronx Community Board 1, comprising **56%*** of the neighborhood's domestic incident reports.

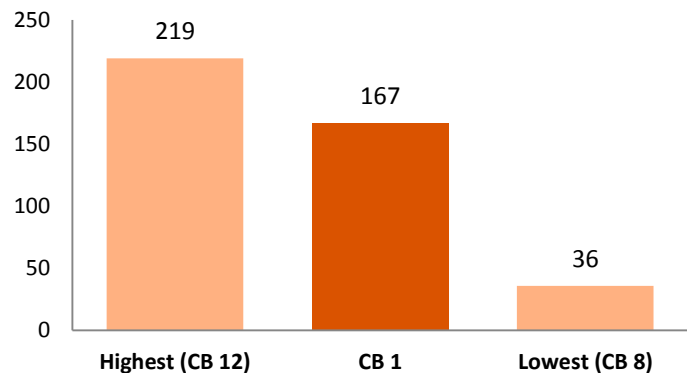
2018 Intimate Partner Domestic Incident Reports (DIRs) in the Bronx



*This percentage excludes reports with missing relationship field.

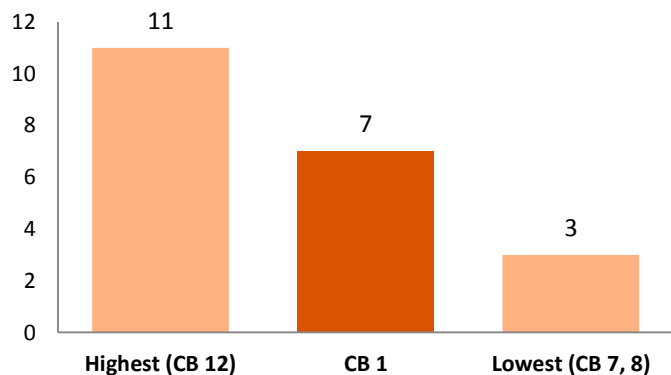
2 In 2018, there were **167 intimate partner felony assaults**, comprising **62%** of the neighborhood's domestic violence felony assaults.

2018 Intimate Partner Felony Assaults in the Bronx



3 In 2018, there were **7 intimate partner rapes**, comprising **44%** of the neighborhood's domestic violence rapes.

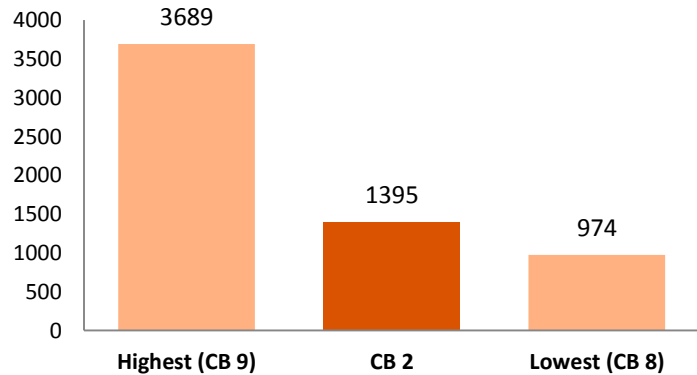
2018 Intimate Partner Rapes in the Bronx



COMMUNITY BOARD 2: Hunts Point and Longwood

1 In 2018, there were **1,395 intimate partner domestic incident reports** in Bronx Community Board 2, comprising **60%*** of the neighborhood's domestic incident reports.

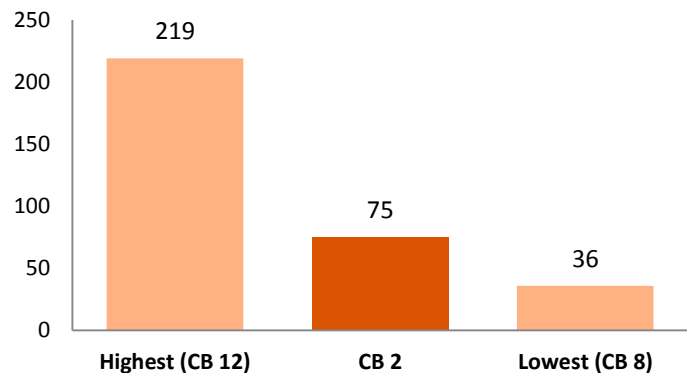
2018 Intimate Partner Domestic Incident Reports (DIRs) in the Bronx



*This percentage excludes reports with missing relationship field.

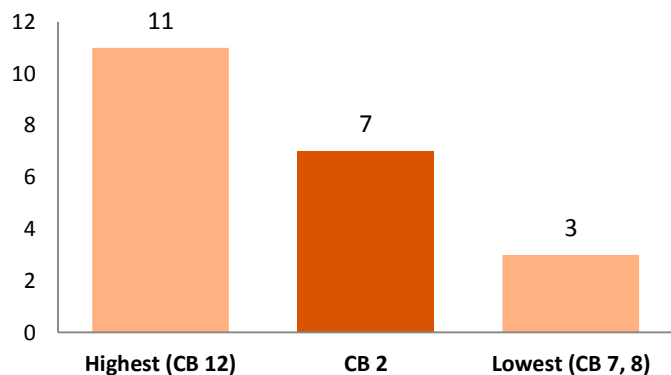
2 In 2018, there were **75 intimate partner felony assaults**, comprising **70%** of the neighborhood's domestic violence felony assaults.

2018 Intimate Partner Felony Assaults in the Bronx



3 In 2018, there were **7 intimate partner rapes**, comprising **54%** of the neighborhood's domestic violence rapes.

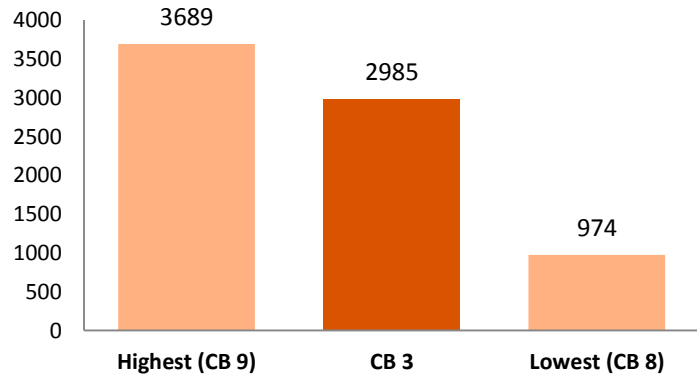
2018 Intimate Partner Rapes in the Bronx



COMMUNITY BOARD 3: Morrisania and Crotona

1 In 2018, there were **2,985 intimate partner domestic incident reports** in Bronx Community Board 3, comprising **48%*** of the neighborhood's domestic incident reports.

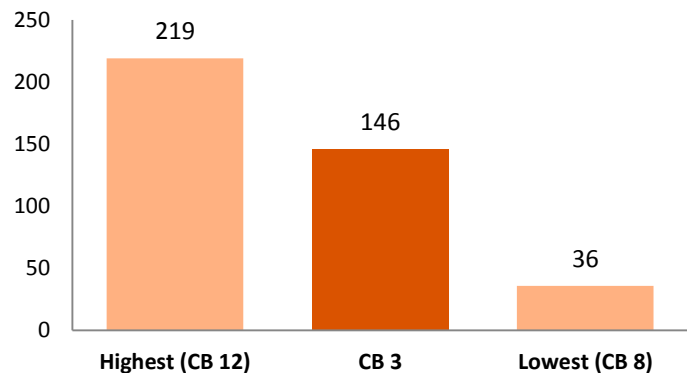
2018 Intimate Partner Domestic Incident Reports (DIRs) in the Bronx



*This percentage excludes reports with missing relationship field.

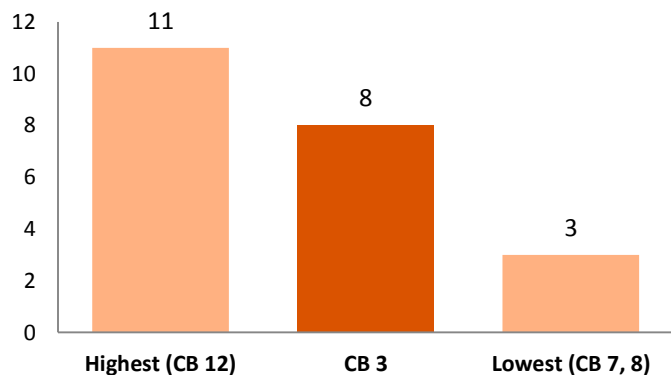
2 In 2018, there were **146 intimate partner felony assaults**, comprising **63%** of the neighborhood's domestic violence felony assaults.

2018 Intimate Partner Felony Assaults in the Bronx



3 In 2018, there were **8 intimate partner rapes**, comprising **73%** of the neighborhood's domestic violence rapes.

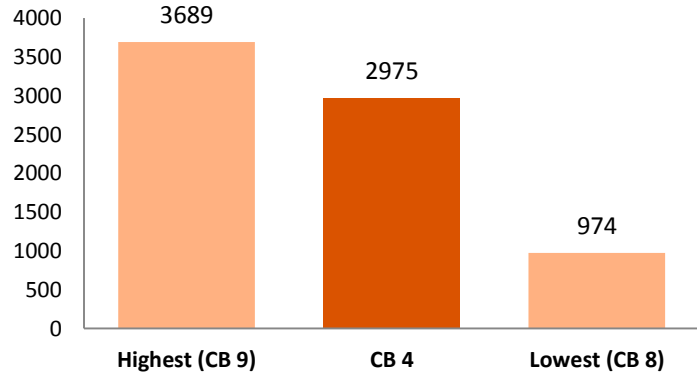
2018 Intimate Partner Rapes in the Bronx



COMMUNITY BOARD 4: Highbridge and Concourse

1 In 2018, there were **2,975 intimate partner domestic incident reports** in Bronx Community Board 4, comprising **55%*** of the neighborhood's domestic incident reports.

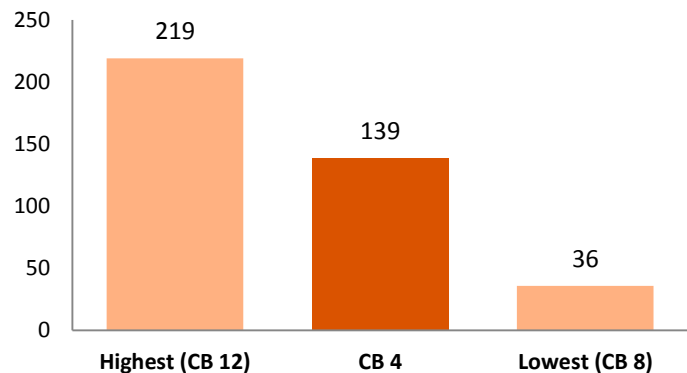
2018 Intimate Partner Domestic Incident Reports (DIRs) in the Bronx



*This percentage excludes reports with missing relationship field.

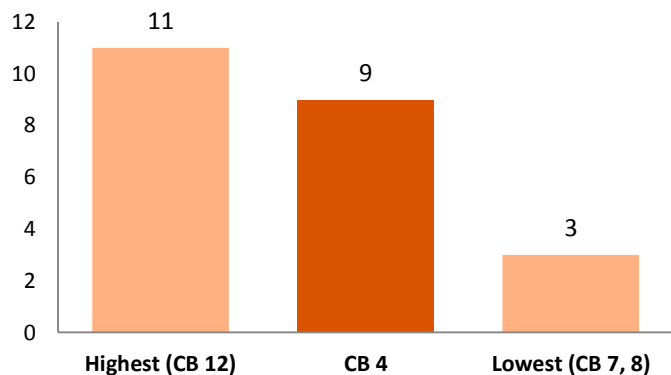
2 In 2018, there were **139 intimate partner felony assaults**, comprising **63%** of the neighborhood's domestic violence felony assaults.

2018 Intimate Partner Felony Assaults in the Bronx



3 In 2018, there were **9 intimate partner rapes**, comprising **45%** of the neighborhood's domestic violence rapes.

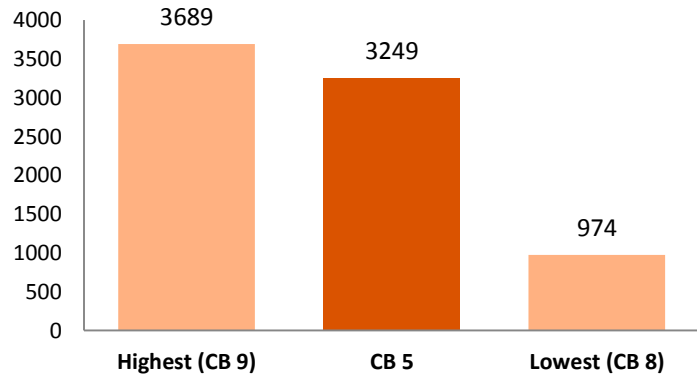
2018 Intimate Partner Rapes in the Bronx



COMMUNITY BOARD 5: Fordham and University Heights

1 In 2018, there were **3,249 intimate partner domestic incident reports** in Bronx Community Board 5, comprising **55%*** of the neighborhood's domestic incident reports.

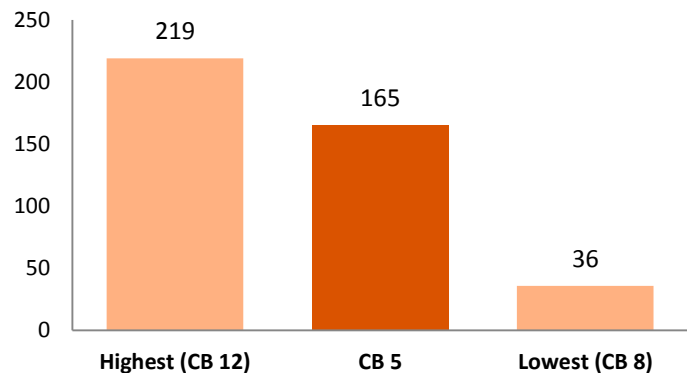
2018 Intimate Partner Domestic Incident Reports (DIRs) in the Bronx



*This percentage excludes reports with missing relationship field.

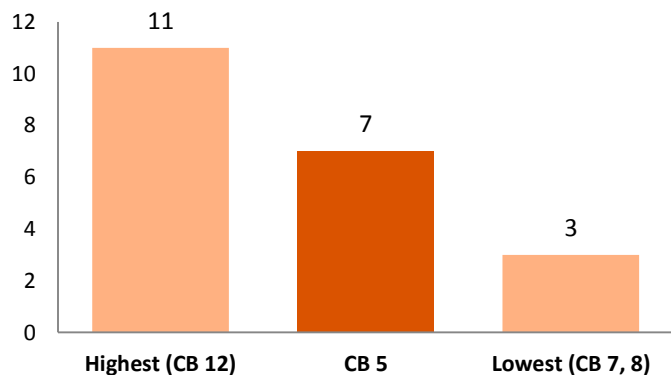
2 In 2018, there were **165 intimate partner felony assaults**, comprising **65%** of the neighborhood's domestic violence felony assaults.

2018 Intimate Partner Felony Assaults in the Bronx



3 In 2018, there were **7 intimate partner rapes**, comprising **58%** of the neighborhood's domestic violence rapes.

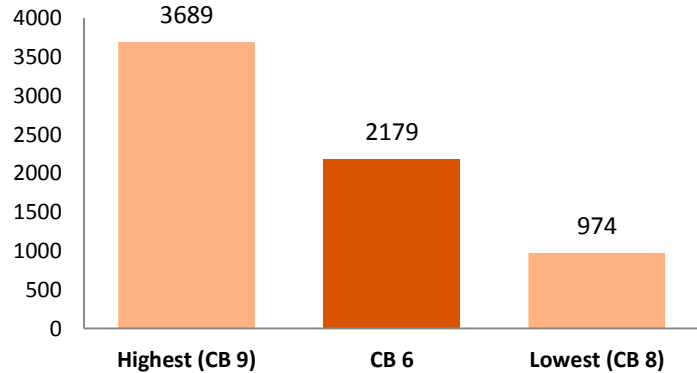
2018 Intimate Partner Rapes in the Bronx



COMMUNITY BOARD 6: Belmont and East Tremont

1 In 2018, there were **2,179 intimate partner domestic incident reports** in Bronx Community Board 6, comprising **59%*** of the neighborhood's domestic incident reports.

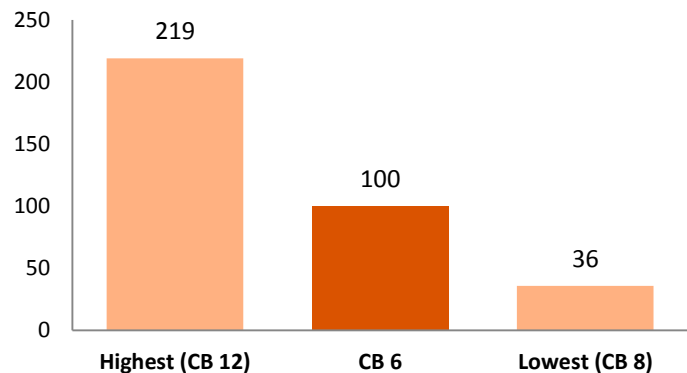
2018 Intimate Partner Domestic Incident Reports (DIRs) in the Bronx



*This percentage excludes reports with missing relationship field.

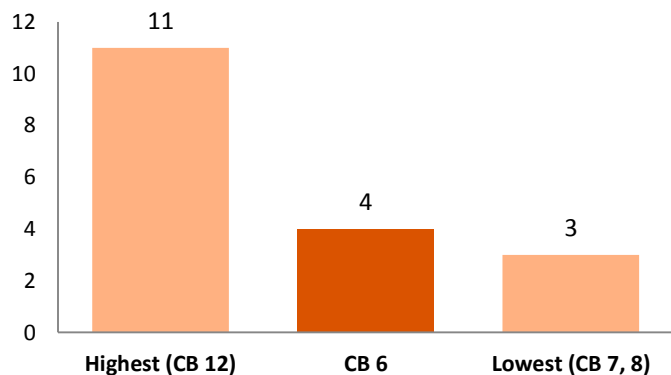
2 In 2018, there were **100 intimate partner felony assaults**, comprising **60%** of the neighborhood's domestic violence felony assaults.

2018 Intimate Partner Felony Assaults in the Bronx



3 In 2018, there were **4 intimate partner rapes**, comprising **33%** of the neighborhood's domestic violence rapes.

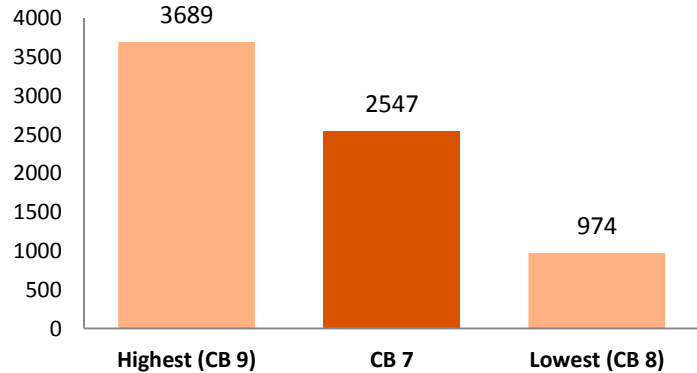
2018 Intimate Partner Rapes in the Bronx



COMMUNITY BOARD 7: Kingsbridge Heights and Bedford

1 In 2018, there were **2,547 intimate partner domestic incident reports** in Bronx Community Board 7, comprising **62%*** of the neighborhood's domestic incident reports.

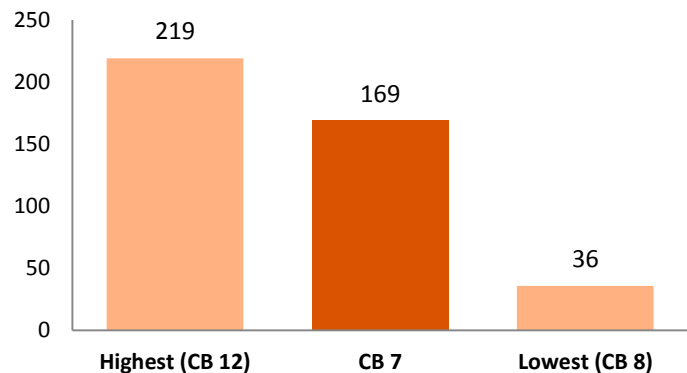
2018 Intimate Partner Domestic Incident Reports (DIRs) in the Bronx



*This percentage excludes reports with missing relationship field.

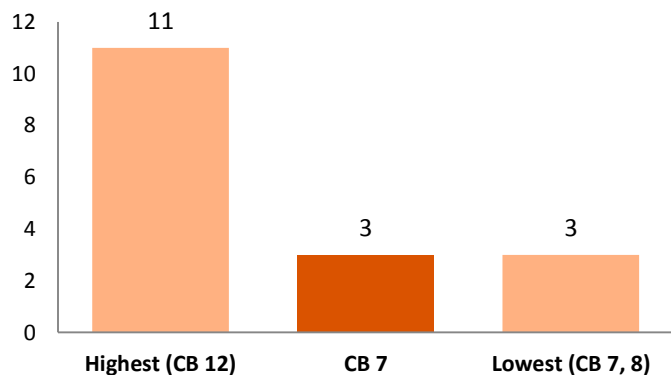
2 In 2018, there were **169 intimate partner felony assaults**, comprising **72%** of the neighborhood's domestic violence felony assaults.

2018 Intimate Partner Felony Assaults in the Bronx



3 In 2018, there were **3 intimate partner rapes**, comprising **33%** of the neighborhood's domestic violence rapes.

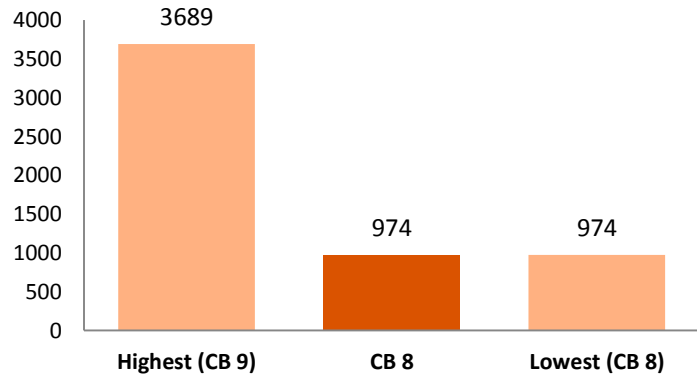
2018 Intimate Partner Rapes in the Bronx



COMMUNITY BOARD 8: Riverdale and Fieldston

1 In 2018, there were **974 intimate partner domestic incident reports** in Bronx Community Board 8, comprising **57%*** of the neighborhood's domestic incident reports.

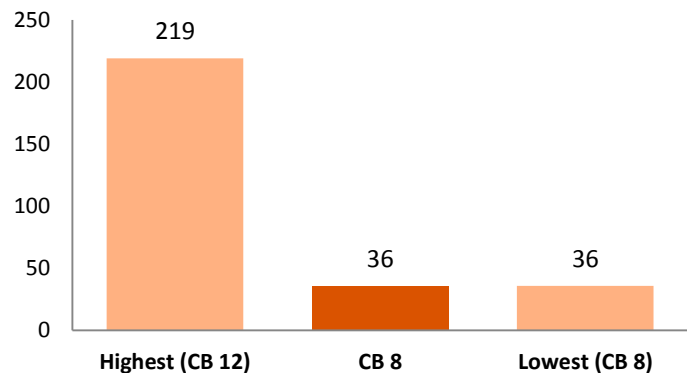
2018 Intimate Partner Domestic Incident Reports (DIRs) in the Bronx



*This percentage excludes reports with missing relationship field.

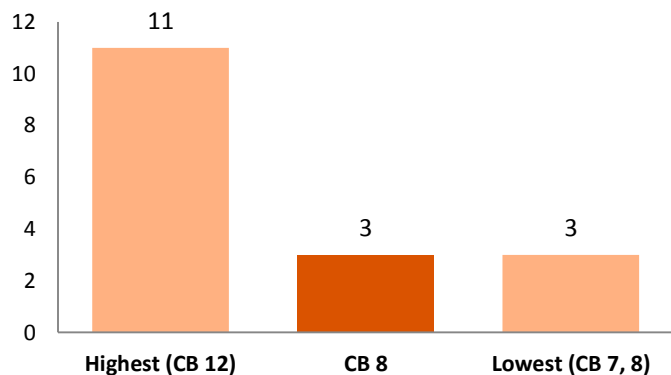
2 In 2018, there were **36 intimate partner felony assaults**, comprising **55%** of the neighborhood's domestic violence felony assaults.

2018 Intimate Partner Felony Assaults in the Bronx



3 In 2018, there were **3 intimate partner rapes**, comprising **60%** of the neighborhood's domestic violence rapes.

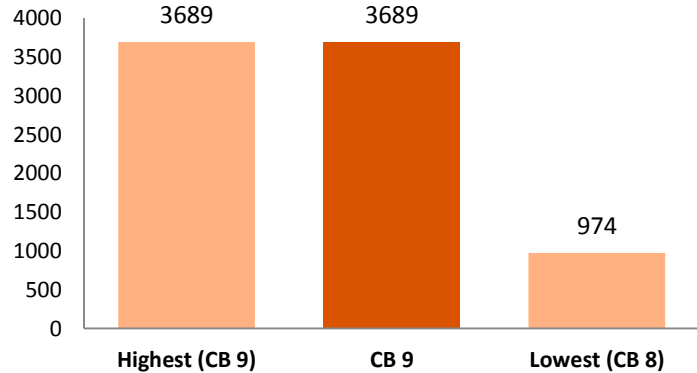
2018 Intimate Partner Rapes in the Bronx



COMMUNITY BOARD 9: Parkchester and Soundview

1 In 2018, there were **3,689 intimate partner domestic incident reports** in Bronx Community Board 9, comprising **55%*** of the neighborhood's domestic incident reports.

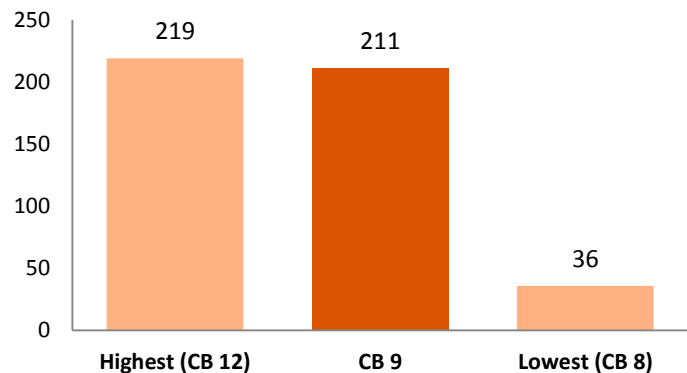
2018 Intimate Partner Domestic Incident Reports (DIRs) in the Bronx



*This percentage excludes reports with missing relationship field.

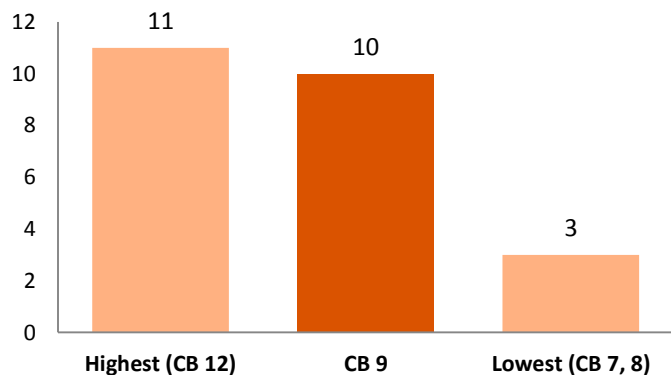
2 In 2018, there were **211 intimate partner felony assaults**, comprising **65%** of the neighborhood's domestic violence felony assaults.

2018 Intimate Partner Felony Assaults in the Bronx



3 In 2018, there were **10 intimate partner rapes**, comprising **63%** of the neighborhood's domestic violence rapes.

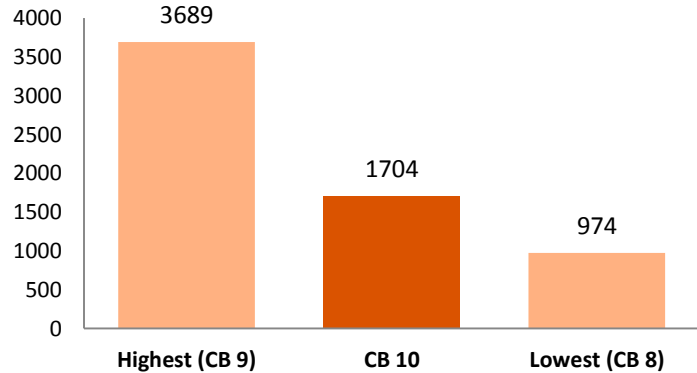
2018 Intimate Partner Rapes in the Bronx



COMMUNITY BOARD 10: Throgs Neck and Co-op City

1 In 2018, there were **1,704 intimate partner domestic incident reports** in Bronx Community Board 10, comprising **57%*** of the neighborhood's domestic incident reports.

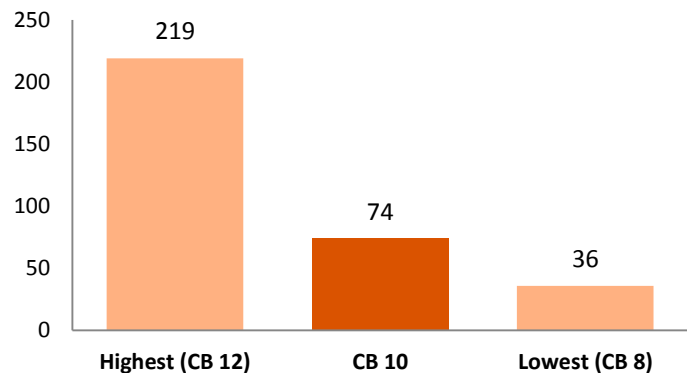
2018 Intimate Partner Domestic Incident Reports (DIRs) in the Bronx



*This percentage excludes reports with missing relationship field.

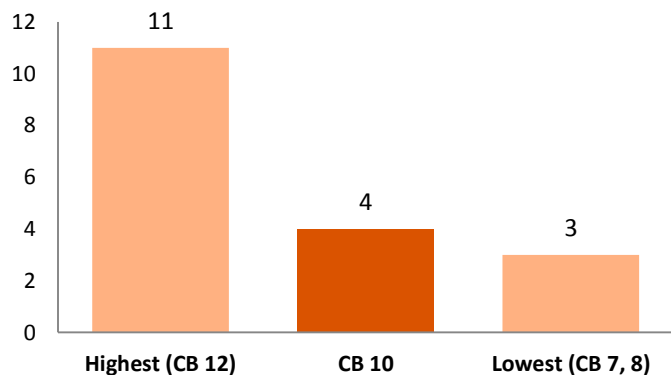
2 In 2018, there were **74 intimate partner felony assaults**, comprising **59%** of the neighborhood's domestic violence felony assaults.

2018 Intimate Partner Felony Assaults in the Bronx



3 In 2018, there were **4 intimate partner rapes**, comprising **57%** of the neighborhood's domestic violence rapes.

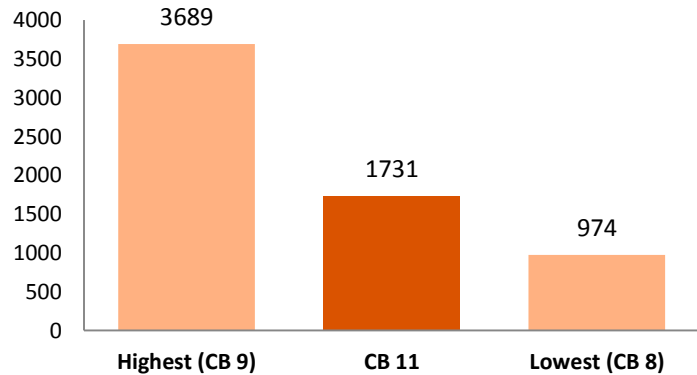
2018 Intimate Partner Rapes in the Bronx



COMMUNITY BOARD 11: Morris Park and Bronxdale

1 In 2018, there were **1,731 intimate partner domestic incident reports** in Bronx Community Board 11, comprising **62%*** of the neighborhood's domestic incident reports.

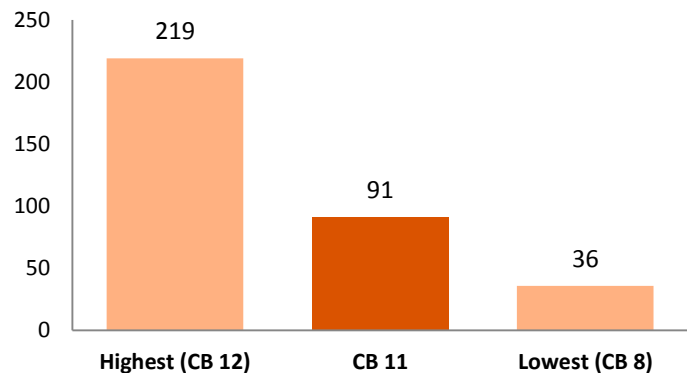
2018 Intimate Partner Domestic Incident Reports (DIRs) in the Bronx



*This percentage excludes reports with missing relationship field.

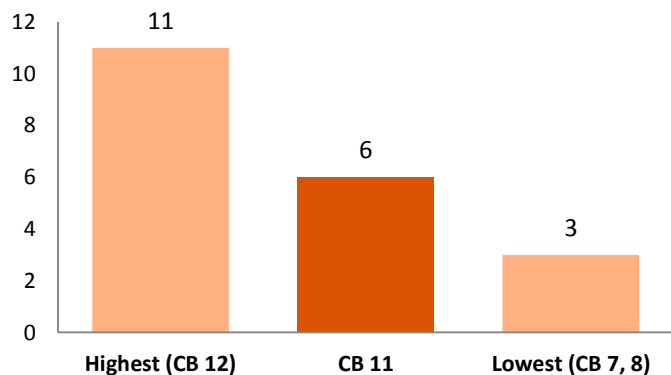
2 In 2018, there were **91 intimate partner felony assaults**, comprising **61%** of the neighborhood's domestic violence felony assaults.

2018 Intimate Partner Felony Assaults in the Bronx



3 In 2018, there were **6 intimate partner rapes**, comprising **60%** of the neighborhood's domestic violence rapes.

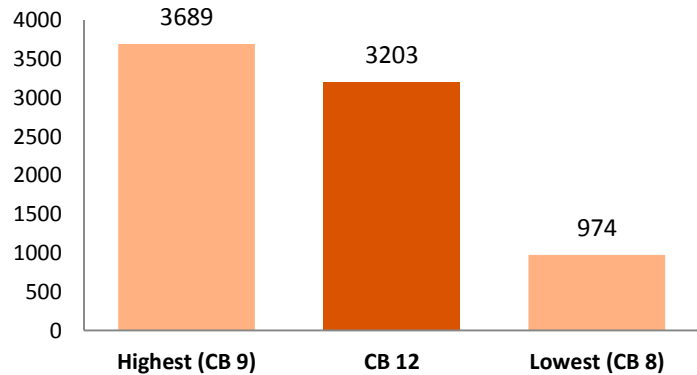
2018 Intimate Partner Rapes in the Bronx



COMMUNITY BOARD 12: Williamsbridge and Baychester

1 In 2018, there were **3,203 intimate partner domestic incident reports** in Bronx Community Board 12, comprising **57%*** of the neighborhood's domestic incident reports.

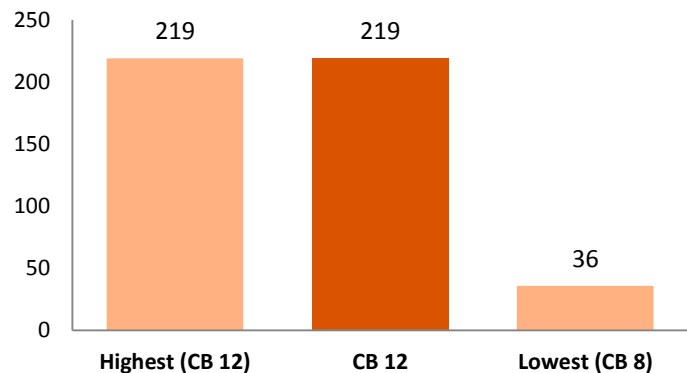
2018 Intimate Partner Domestic Incident Reports (DIRs) in the Bronx



*This percentage excludes reports with missing relationship field.

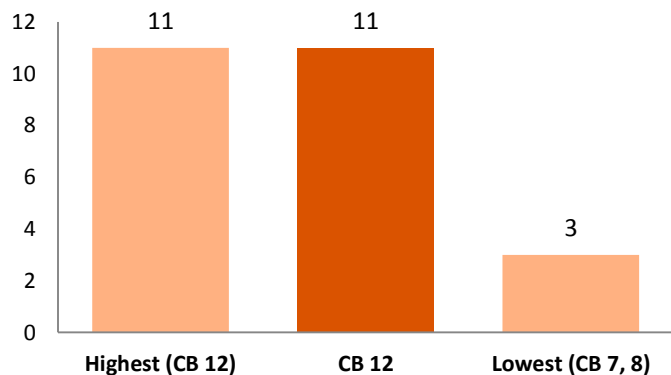
2 In 2018, there were **219 intimate partner felony assaults**, comprising **62%** of the neighborhood's domestic violence felony assaults.

2018 Intimate Partner Felony Assaults in the Bronx



3 In 2018, there were **11 intimate partner rapes**, comprising **61%** of the neighborhood's domestic violence rapes.

2018 Intimate Partner Rapes in the Bronx



Brooklyn:

Domestic violence snapshot

1 In 2018, there **32,560 intimate partner domestic incident reports (DIRs)** in Brooklyn. These comprised **56%*** of the borough's domestic incident reports.

*This percentage excludes reports with missing relationship field.

2 In 2018, there were **1,557 intimate partner felony assaults** in Brooklyn. These comprised **60%** of the borough's domestic violence felony assaults.

3 In 2018, there were **115 intimate partner rapes** in Brooklyn. These comprised **54%** of the borough's domestic violence rapes.

4 **HELP IS AVAILABLE**

In the case of an emergency, call 911.




For information and non-emergency services, call 311 or the NYC Domestic Violence Hotline at 1-800-621-HOPE (4673).

Find resources and support in NYC at nyc.gov/nychope.

For walk-in services, visit one of the NYC Family Justice Centers.

NYC Family Justice Center, Brooklyn

Address: 350 Jay Street, Brooklyn, NY 11021 **Phone:** (718)250-5111

Subway: Take  or  train to Jay Street or the  train to Borough Hall.

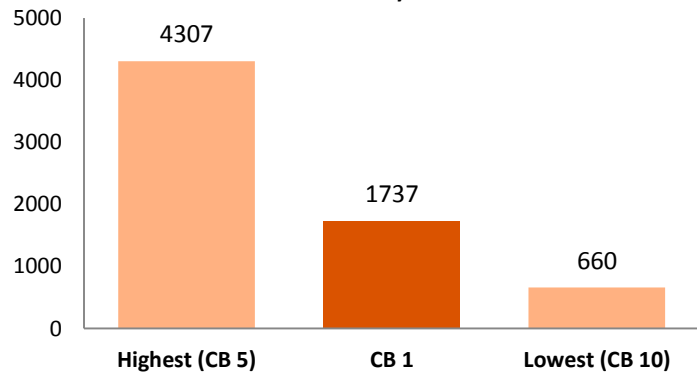
Bus: The B25, B26, B38, B51, B54, B57, B61 B65, B67 and B75 all stop near the Center.

Services are free and confidential. All are welcome regardless of gender identity or expression, sexual orientation, language, or immigration status.

COMMUNITY BOARD 1: Greenpoint and Williamsburg

1 In 2018, there were **1,737 intimate partner domestic incident reports** in Brooklyn Community Board 1, comprising **59%*** of the neighborhood's domestic incident reports.

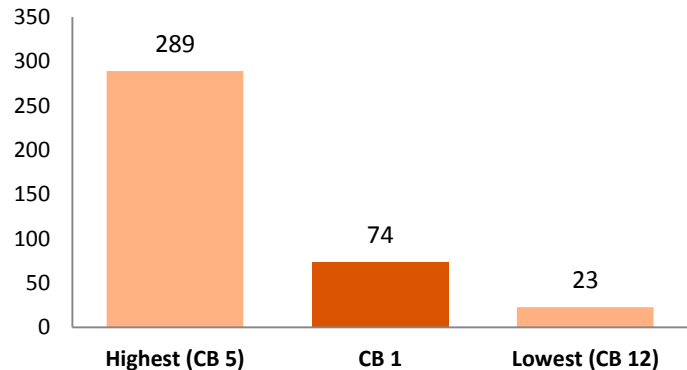
2018 Intimate Partner Domestic Incident Reports (DIRs) in Brooklyn



*This percentage excludes reports with missing relationship field.

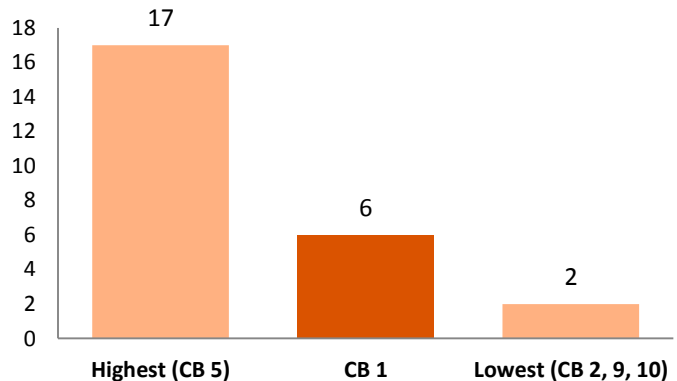
2 In 2018, there were **74 intimate partner felony assaults**, comprising **57%** of the neighborhood's domestic violence felony assaults.

2018 Intimate Partner Felony Assaults in Brooklyn



3 In 2018, there were **6 intimate partner rapes**, comprising **60%** of the neighborhood's domestic violence rapes.

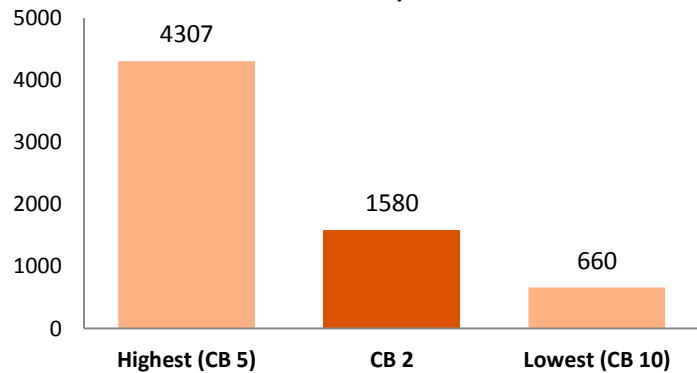
2018 Intimate Partner Rapes in Brooklyn



COMMUNITY BOARD 2: Fort Greene and Brooklyn Heights

1 In 2018, there were **1,580 intimate partner domestic incident reports** in Brooklyn Community Board 2, comprising **60%*** of the neighborhood's domestic incident reports.

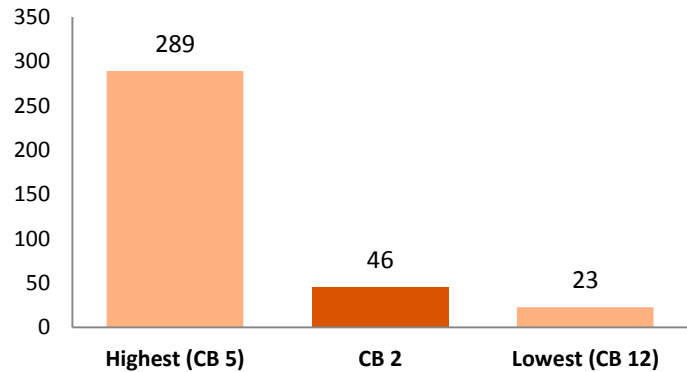
2018 Intimate Partner Domestic Incident Reports (DIRs) in Brooklyn



*This percentage excludes reports with missing relationship field.

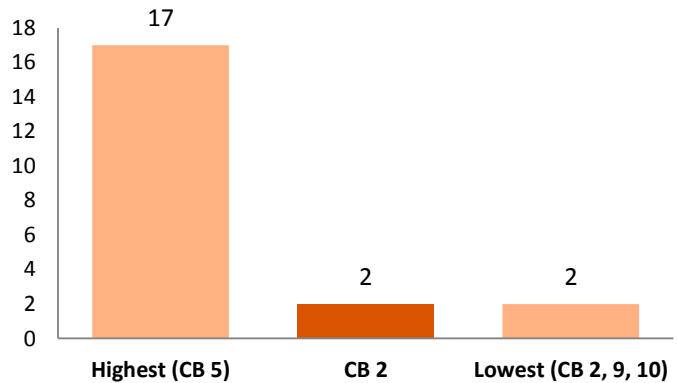
2 In 2018, there were **46 intimate partner felony assaults**, comprising **55%** of the neighborhood's domestic violence felony assaults.

2018 Intimate Partner Felony Assaults in Brooklyn



3 In 2018, there were **2 intimate partner rapes**, comprising **17%** of the neighborhood's domestic violence rapes.

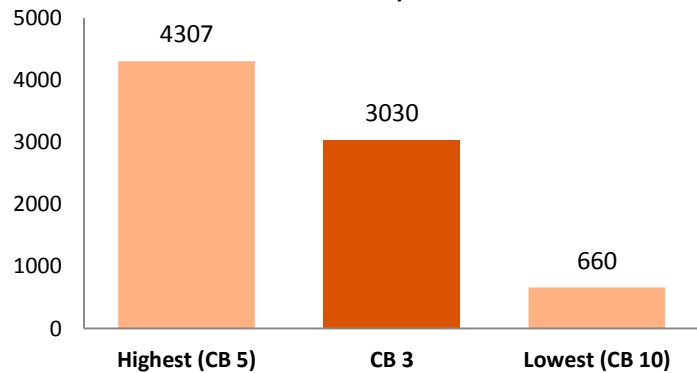
2018 Intimate Partner Rapes in Brooklyn



COMMUNITY BOARD 3: Bedford-Stuyvesant

1 In 2018, there were **3,030 intimate partner domestic incident reports** in Brooklyn Community Board 3, comprising **52%*** of the neighborhood's domestic incident reports.

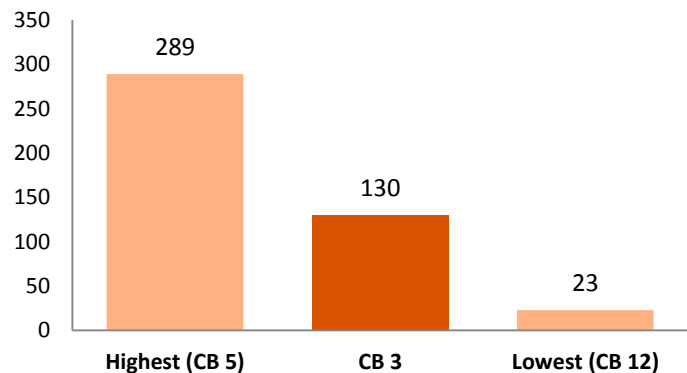
2018 Intimate Partner Domestic Incident Reports (DIRs) in Brooklyn



*This percentage excludes reports with missing relationship field.

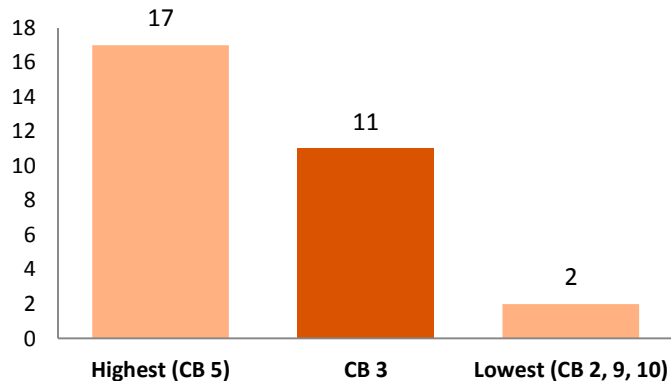
2 In 2018, there were **130 intimate partner felony assaults**, comprising **53%** of the neighborhood's domestic violence felony assaults.

2018 Intimate Partner Felony Assaults in Brooklyn



3 In 2018, there were **11 intimate partner rapes**, comprising **69%** of the neighborhood's domestic violence rapes.

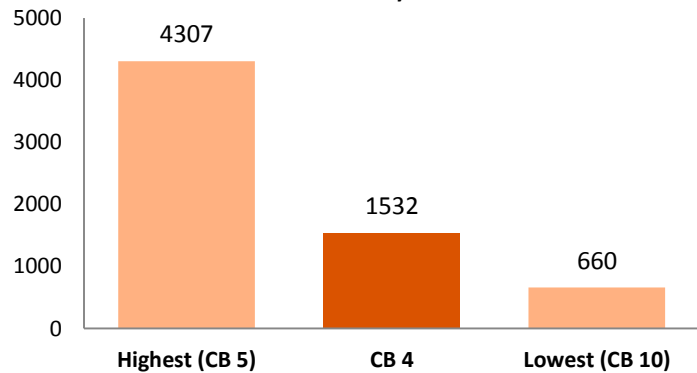
2018 Intimate Partner Rapes in Brooklyn



COMMUNITY BOARD 4: Bushwick

1 In 2018, there were **1,532 intimate partner domestic incident reports** in Brooklyn Community Board 4, comprising **55%*** of the neighborhood's domestic incident reports.

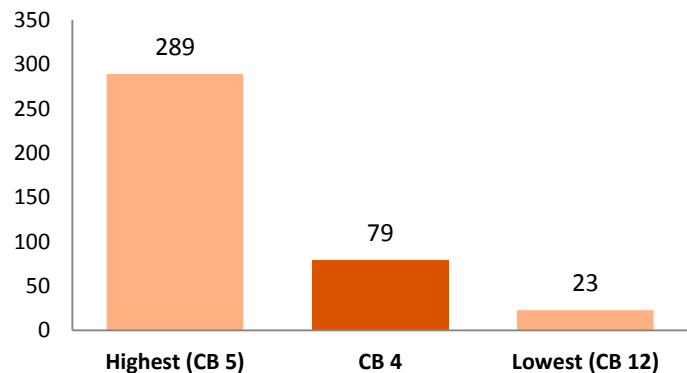
2018 Intimate Partner Domestic Incident Reports (DIRs) in Brooklyn



*This percentage excludes reports with missing relationship field.

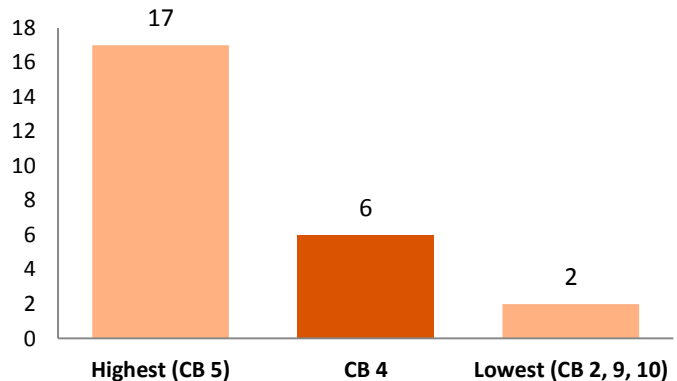
2 In 2018, there were **79 intimate partner felony assaults**, comprising **59%** of the neighborhood's domestic violence felony assaults.

2018 Intimate Partner Felony Assaults in Brooklyn



3 In 2018, there were **6 intimate partner rapes**, comprising **43%** of the neighborhood's domestic violence rapes.

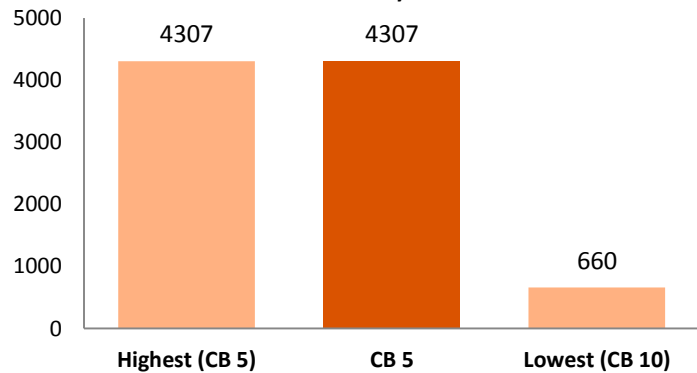
2018 Intimate Partner Rapes in Brooklyn



COMMUNITY BOARD 5: East New York and Starrett City

1 In 2018, there were **4,307 intimate partner domestic incident reports** in Brooklyn Community Board 5, comprising **55%*** of the neighborhood's domestic incident reports.

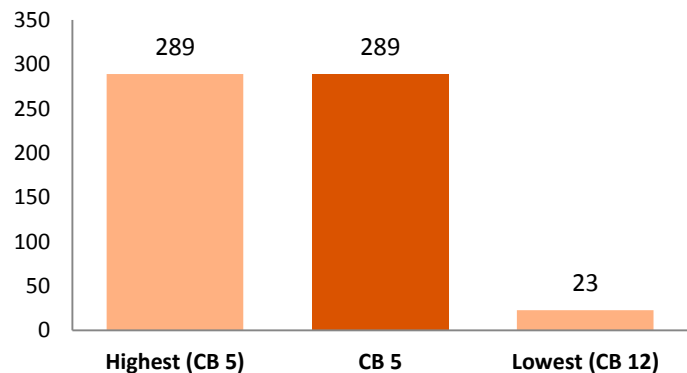
2018 Intimate Partner Domestic Incident Reports (DIRs) in Brooklyn



*This percentage excludes reports with missing relationship field.

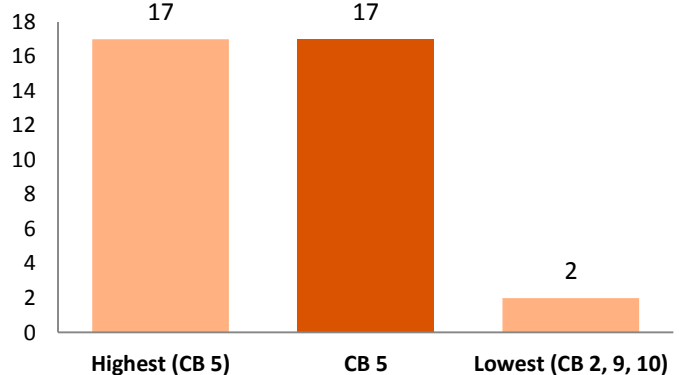
2 In 2018, there were **289 intimate partner felony assaults**, comprising **67%** of the neighborhood's domestic violence felony assaults.

2018 Intimate Partner Felony Assaults in Brooklyn



3 In 2018, there were **17 intimate partner rapes**, comprising **57%** of the neighborhood's domestic violence rapes.

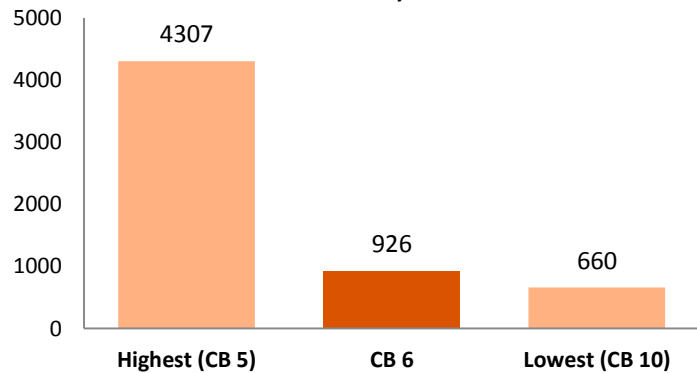
2018 Intimate Partner Rapes in Brooklyn



COMMUNITY BOARD 6: Park Slope and Carroll Gardens

1 In 2018, there were **926 intimate partner domestic incident reports** in Brooklyn Community Board 6, comprising **50%*** of the neighborhood's domestic incident reports.

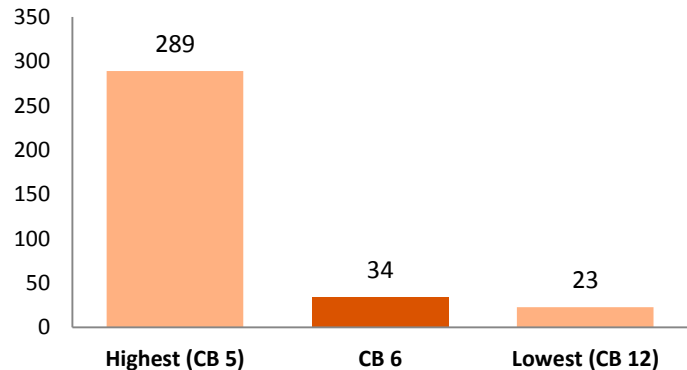
2018 Intimate Partner Domestic Incident Reports (DIRs) in Brooklyn



*This percentage excludes reports with missing relationship field.

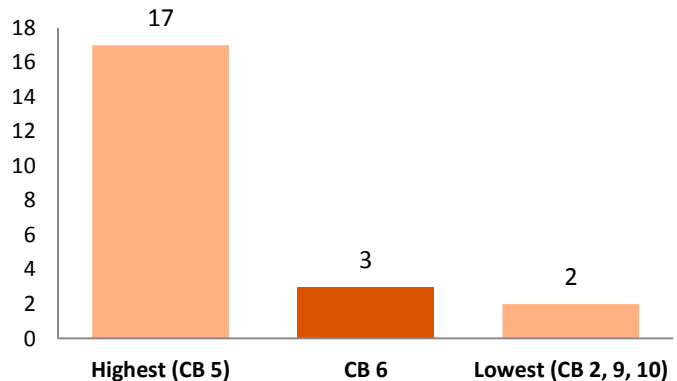
2 In 2018, there were **34 intimate partner felony assaults**, comprising **49%** of the neighborhood's domestic violence felony assaults.

2018 Intimate Partner Felony Assaults in Brooklyn



3 In 2018, there were **3 intimate partner rapes**, comprising **43%** of the neighborhood's domestic violence rapes.

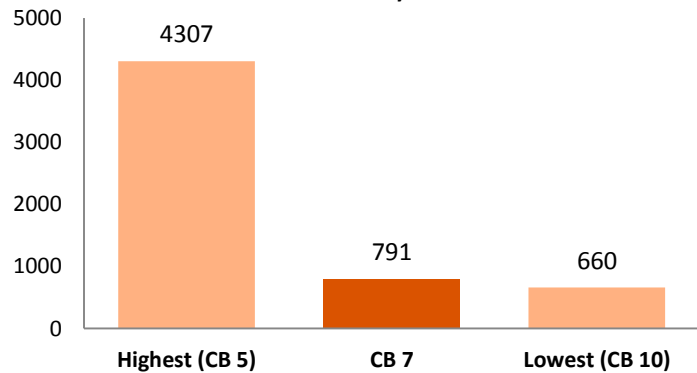
2018 Intimate Partner Rapes in Brooklyn



COMMUNITY BOARD 7: Sunset Park

1 In 2018, there were **791 intimate partner domestic incident reports** in Brooklyn Community Board 7, comprising **61%*** of the neighborhood's domestic incident reports.

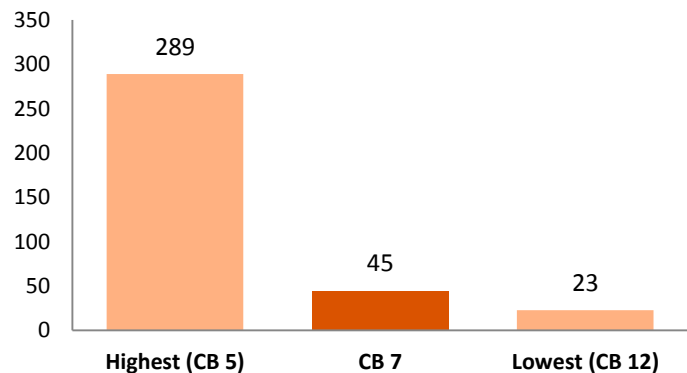
2018 Intimate Partner Domestic Incident Reports (DIRs) in Brooklyn



*This percentage excludes reports with missing relationship field.

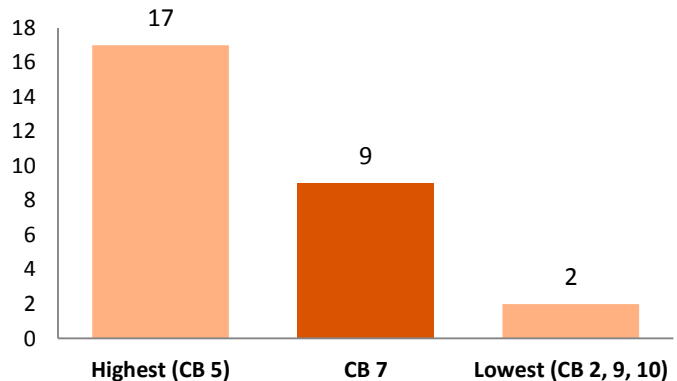
2 In 2018, there were **45 intimate partner felony assaults**, comprising **61%** of the neighborhood's domestic violence felony assaults.

2018 Intimate Partner Felony Assaults in Brooklyn



3 In 2018, there were **9 intimate partner rapes**, comprising **50%** of the neighborhood's domestic violence rapes.

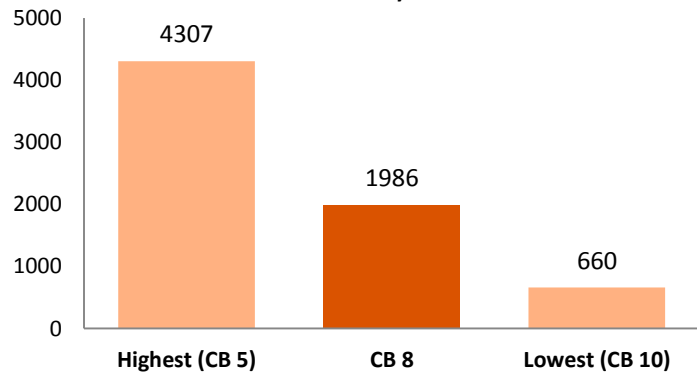
2018 Intimate Partner Rapes in Brooklyn



COMMUNITY BOARD 8: Crown Heights and Prospect Heights

1 In 2018, there were **1,986 intimate partner domestic incident reports** in Brooklyn Community Board 8, comprising **57%*** of the neighborhood's domestic incident reports.

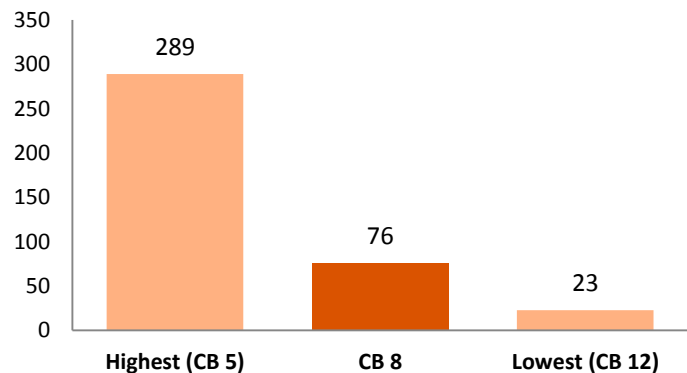
2018 Intimate Partner Domestic Incident Reports (DIRs) in Brooklyn



*This percentage excludes reports with missing relationship field.

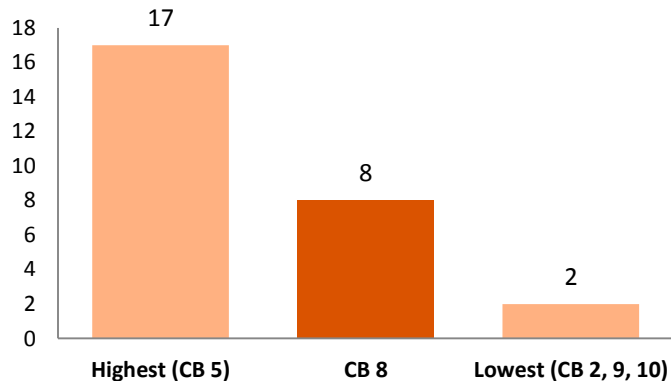
2 In 2018, there were **76 intimate partner felony assaults**, comprising **59%** of the neighborhood's domestic violence felony assaults.

2018 Intimate Partner Felony Assaults in Brooklyn



3 In 2018, there were **8 intimate partner rapes**, comprising **67%** of the neighborhood's domestic violence rapes.

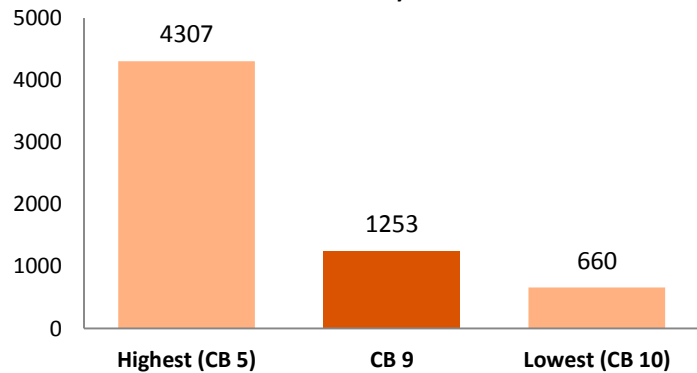
2018 Intimate Partner Rapes in Brooklyn



COMMUNITY BOARD 9: South Crown Heights and Lefferts Gardens

1 In 2018, there were **1,253 intimate partner domestic incident reports** in Brooklyn Community Board 9, comprising **54%*** of the neighborhood's domestic incident reports.

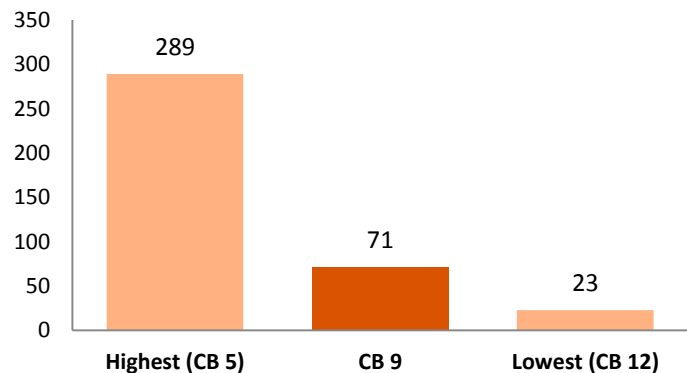
2018 Intimate Partner Domestic Incident Reports (DIRs) in Brooklyn



*This percentage excludes reports with missing relationship field.

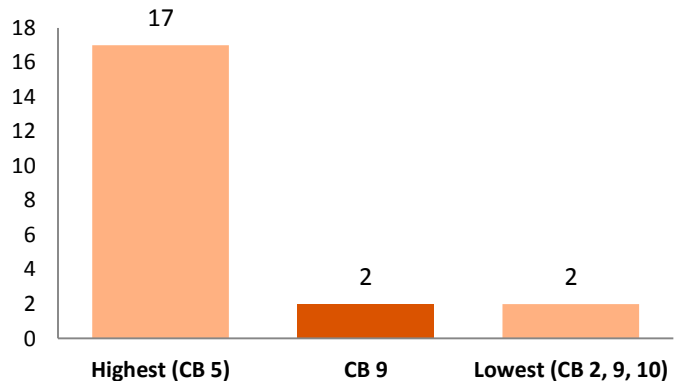
2 In 2018, there were **71 intimate partner felony assaults**, comprising **59%** of the neighborhood's domestic violence felony assaults.

2018 Intimate Partner Felony Assaults in Brooklyn



3 In 2018, there were **2 intimate partner rapes**, comprising **100%** of the neighborhood's domestic violence rapes.

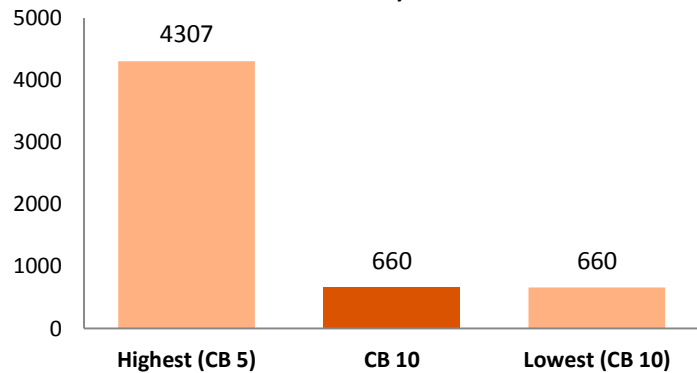
2018 Intimate Partner Rapes in Brooklyn



COMMUNITY BOARD 10: Bay Ridge and Dyker Heights

1 In 2018, there were **660 intimate partner domestic incident reports** in Brooklyn Community Board 10, comprising **64%*** of the neighborhood's domestic incident reports.

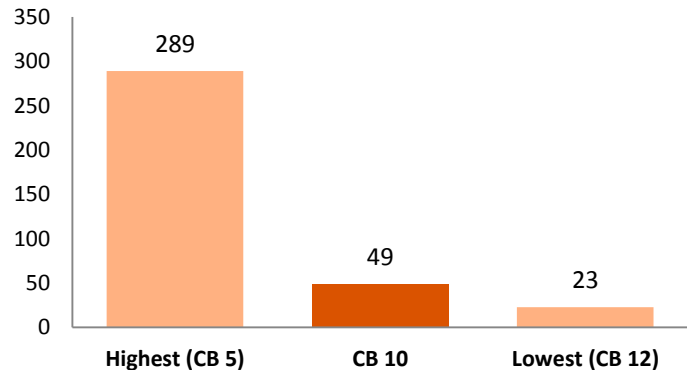
2018 Intimate Partner Domestic Incident Reports (DIRs) in Brooklyn



*This percentage excludes reports with missing relationship field.

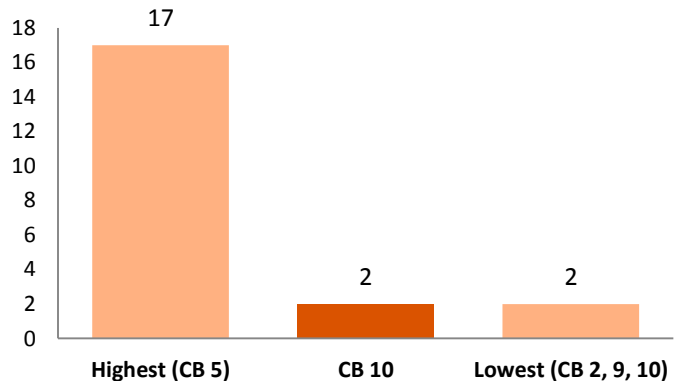
2 In 2018, there were **49 intimate partner felony assaults**, comprising **74%** of the neighborhood's domestic violence felony assaults.

2018 Intimate Partner Felony Assaults in Brooklyn



3 In 2018, there were **2 intimate partner rapes**, comprising **50%** of the neighborhood's domestic violence rapes.

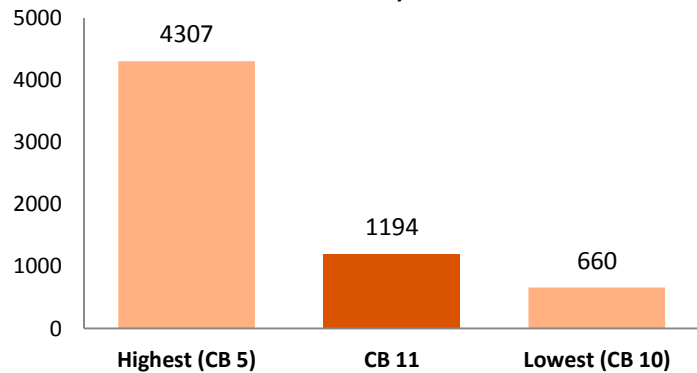
2018 Intimate Partner Rapes in Brooklyn



COMMUNITY BOARD 11: Bensonhurst

1 In 2018, there were **1,194 intimate partner domestic incident reports** in Brooklyn Community Board 11, comprising **60%*** of the neighborhood's domestic incident reports.

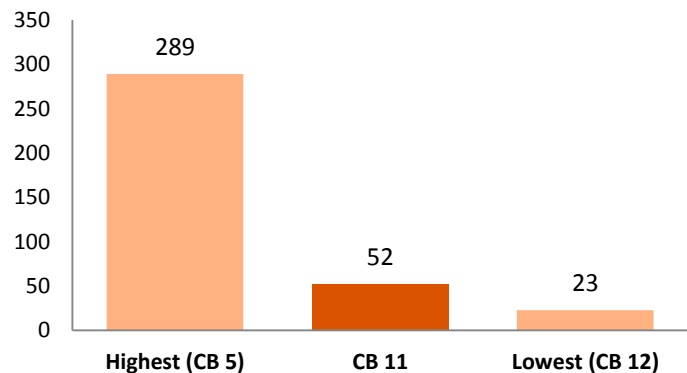
2018 Intimate Partner Domestic Incident Reports (DIRs) in Brooklyn



*This percentage excludes reports with missing relationship field.

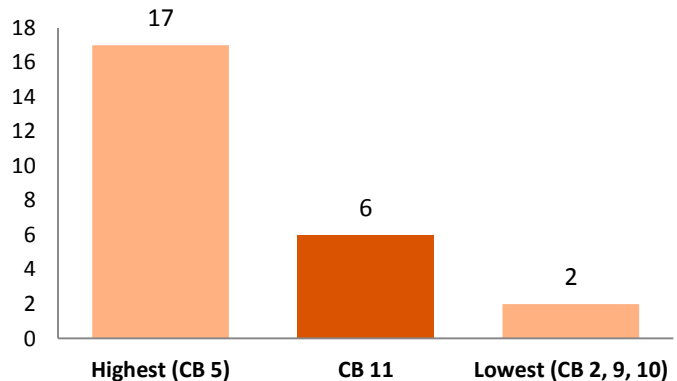
2 In 2018, there were **52 intimate partner felony assaults**, comprising **68%** of the neighborhood's domestic violence felony assaults.

2018 Intimate Partner Felony Assaults in Brooklyn



3 In 2018, there were **6 intimate partner rapes**, comprising **60%** of the neighborhood's domestic violence rapes.

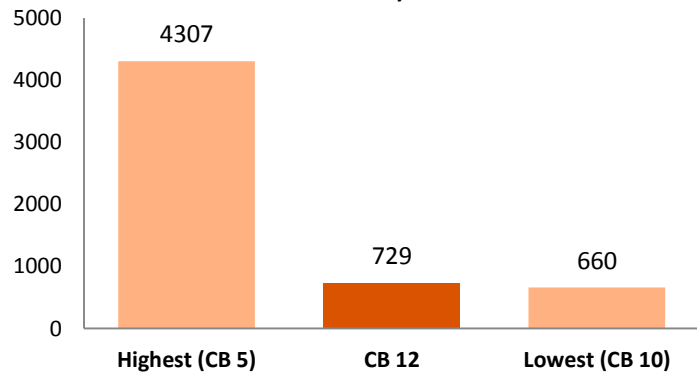
2018 Intimate Partner Rapes in Brooklyn



COMMUNITY BOARD 12: Borough Park

1 In 2018, there were **729 intimate partner domestic incident reports** in Brooklyn Community Board 12, comprising **57%*** of the neighborhood's domestic incident reports.

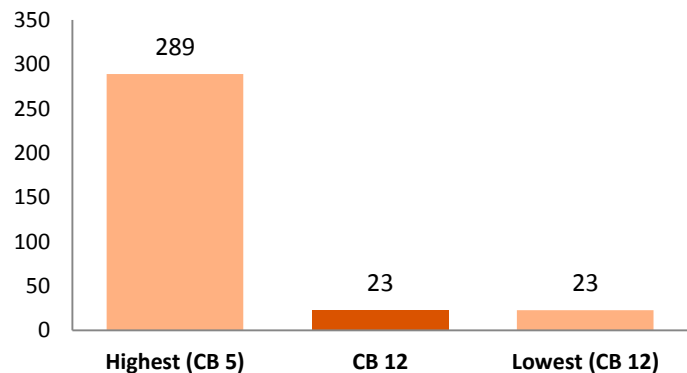
2018 Intimate Partner Domestic Incident Reports (DIRs) in Brooklyn



*This percentage excludes reports with missing relationship field.

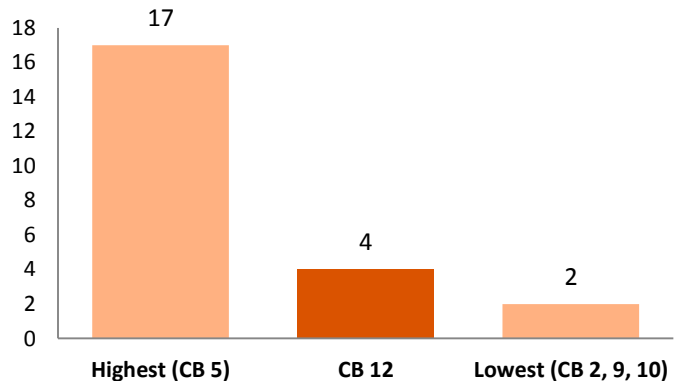
2 In 2018, there were **23 intimate partner felony assaults**, comprising **46%** of the neighborhood's domestic violence felony assaults.

2018 Intimate Partner Felony Assaults in Brooklyn



3 In 2018, there were **4 intimate partner rapes**, comprising **67%** of the neighborhood's domestic violence rapes.

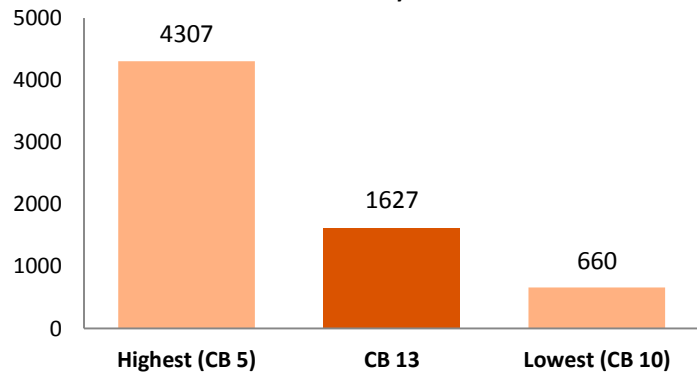
2018 Intimate Partner Rapes in Brooklyn



COMMUNITY BOARD 13: Coney Island

1 In 2018, there were **1,627 intimate partner domestic incident reports** in Brooklyn Community Board 13, comprising **55%*** of the neighborhood's domestic incident reports.

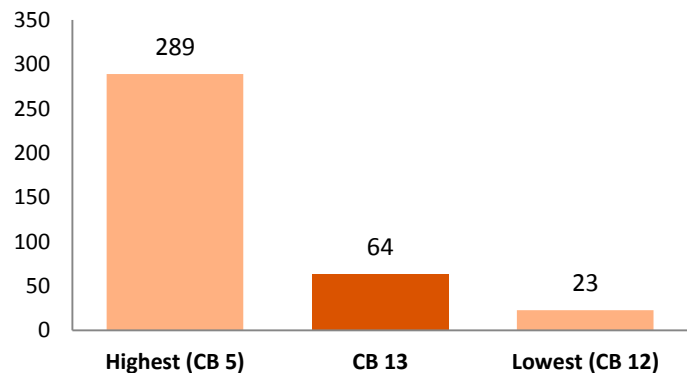
2018 Intimate Partner Domestic Incident Reports (DIRs) in Brooklyn



*This percentage excludes reports with missing relationship field.

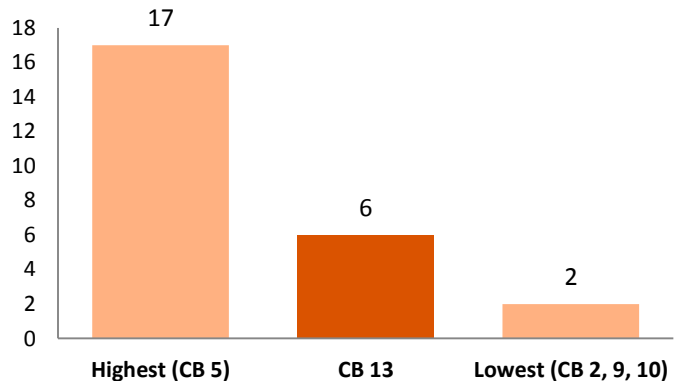
2 In 2018, there were **64 intimate partner felony assaults**, comprising **58%** of the neighborhood's domestic violence felony assaults.

2018 Intimate Partner Felony Assaults in Brooklyn



3 In 2018, there were **6 intimate partner rapes**, comprising **67%** of the neighborhood's domestic violence rapes.

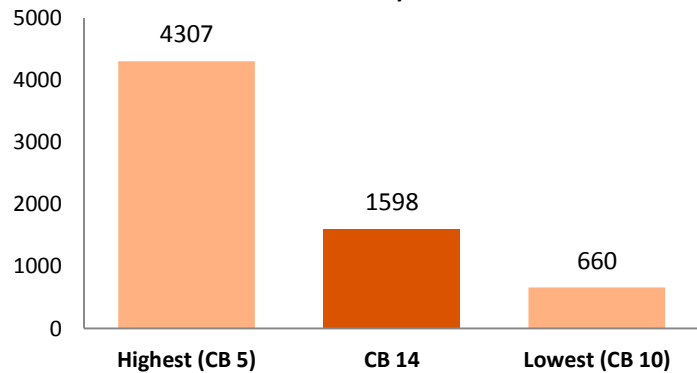
2018 Intimate Partner Rapes in Brooklyn



COMMUNITY BOARD 14: Flatbush and Midwood

1 In 2018, there were **1,598 intimate partner domestic incident reports** in Brooklyn Community Board 14, comprising **58%*** of the neighborhood's domestic incident reports.

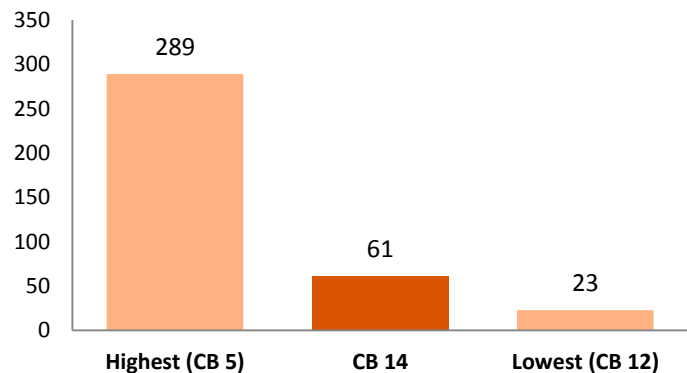
2018 Intimate Partner Domestic Incident Reports (DIRs) in Brooklyn



*This percentage excludes reports with missing relationship field.

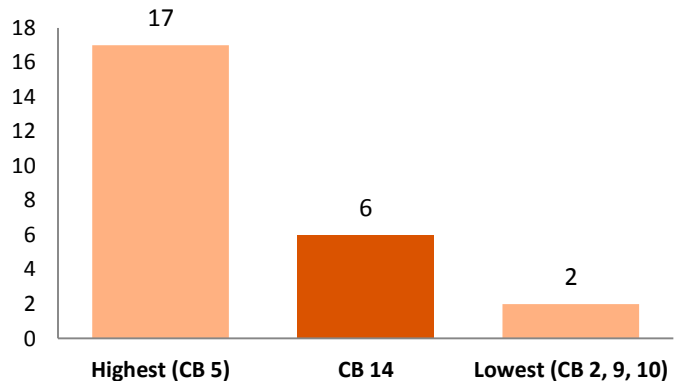
2 In 2018, there were **61 intimate partner felony assaults**, comprising **64%** of the neighborhood's domestic violence felony assaults.

2018 Intimate Partner Felony Assaults in Brooklyn



3 In 2018, there were **6 intimate partner rapes**, comprising **60%** of the neighborhood's domestic violence rapes.

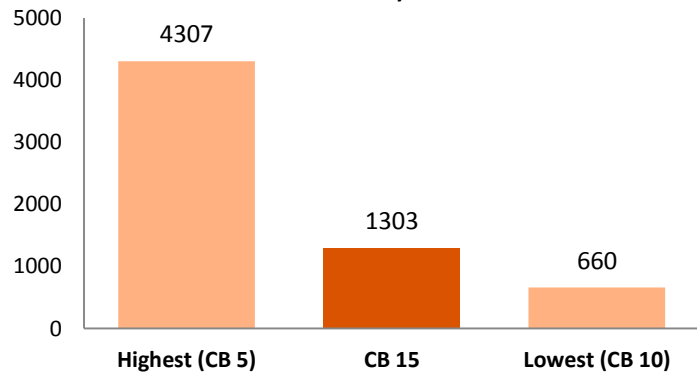
2018 Intimate Partner Rapes in Brooklyn



COMMUNITY BOARD 15: Sheephead Bay

1 In 2018, there were **1,303 intimate partner domestic incident reports** in Brooklyn Community Board 15, comprising **59%*** of the neighborhood's domestic incident reports.

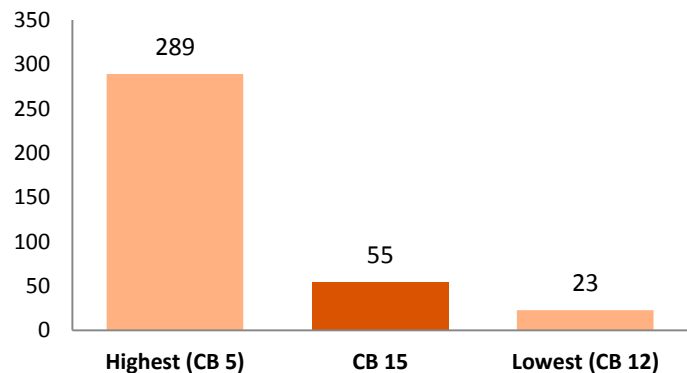
2018 Intimate Partner Domestic Incident Reports (DIRs) in Brooklyn



*This percentage excludes reports with missing relationship field.

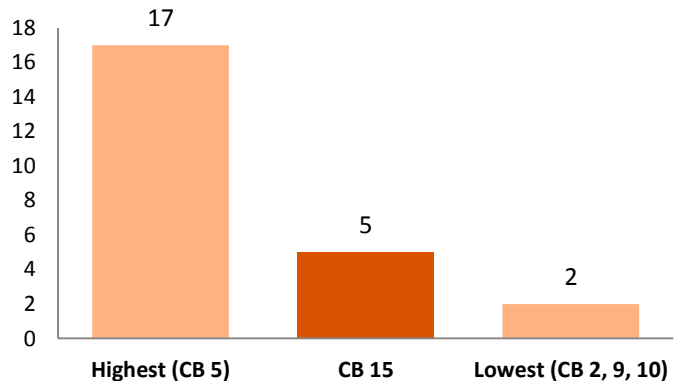
2 In 2018, there were **55 intimate partner felony assaults**, comprising **64%** of the neighborhood's domestic violence felony assaults.

2018 Intimate Partner Felony Assaults in Brooklyn



3 In 2018, there were **5 intimate partner rapes**, comprising **83%** of the neighborhood's domestic violence rapes.

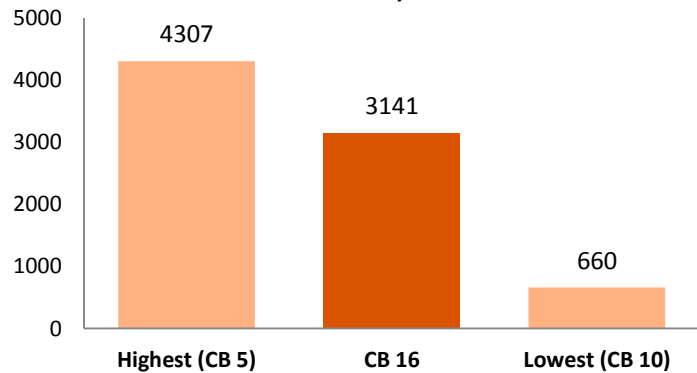
2018 Intimate Partner Rapes in Brooklyn



COMMUNITY BOARD 16: Brownsville

1 In 2018, there were **3,141 intimate partner domestic incident reports** in Brooklyn Community Board 16, comprising **52%*** of the neighborhood's domestic incident reports.

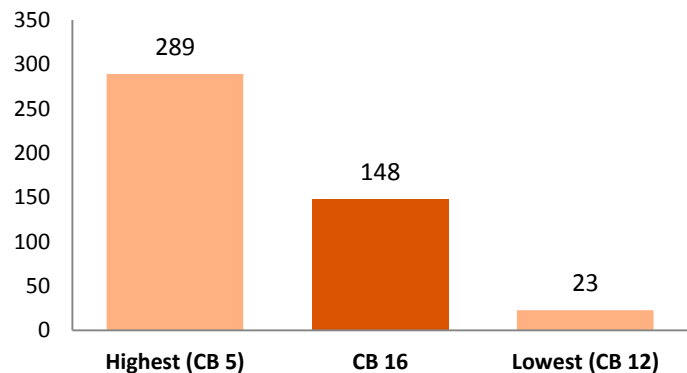
2018 Intimate Partner Domestic Incident Reports (DIRs) in Brooklyn



*This percentage excludes reports with missing relationship field.

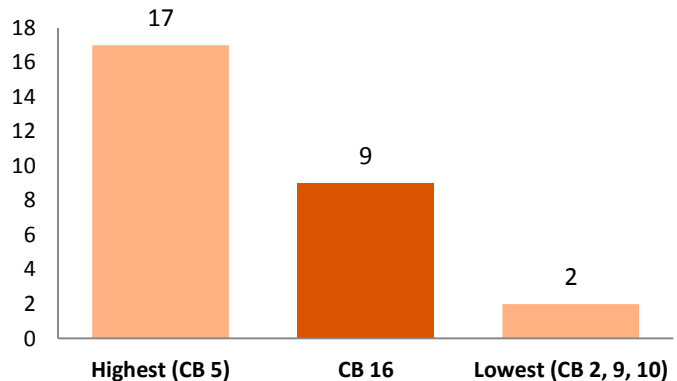
2 In 2018, there were **148 intimate partner felony assaults**, comprising **63%** of the neighborhood's domestic violence felony assaults.

2018 Intimate Partner Felony Assaults in Brooklyn



3 In 2018, there were **9 intimate partner rapes**, comprising **47%** of the neighborhood's domestic violence rapes.

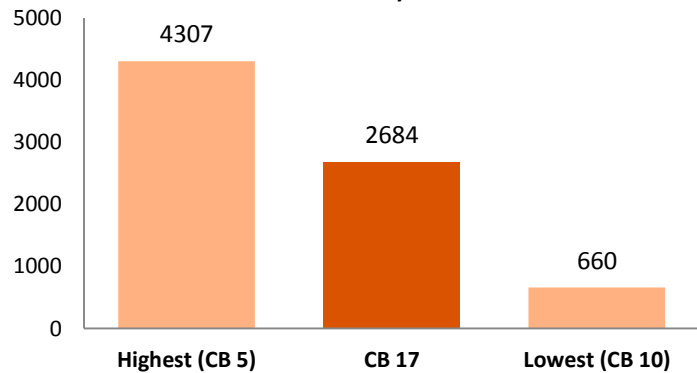
2018 Intimate Partner Rapes in Brooklyn



COMMUNITY BOARD 17: East Flatbush

1 In 2018, there were **2,684 intimate partner domestic incident reports** in Brooklyn Community Board 17, comprising **59%*** of the neighborhood's domestic incident reports.

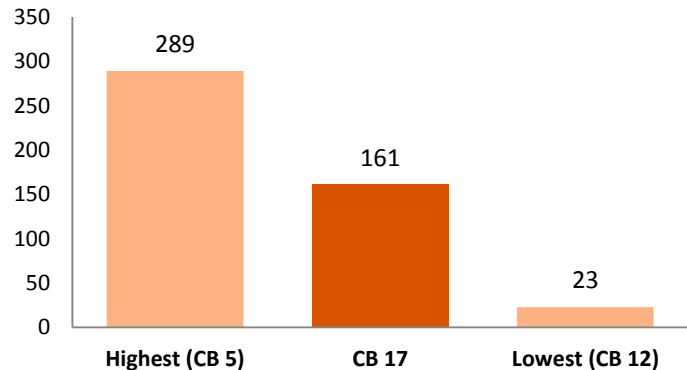
2018 Intimate Partner Domestic Incident Reports (DIRs) in Brooklyn



*This percentage excludes reports with missing relationship field.

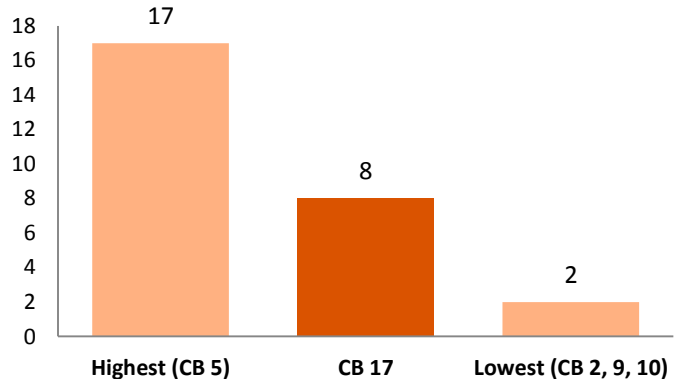
2 In 2018, there were **161 intimate partner felony assaults**, comprising **59%** of the neighborhood's domestic violence felony assaults.

2018 Intimate Partner Felony Assaults in Brooklyn



3 In 2018, there were **8 intimate partner rapes**, comprising **47%** of the neighborhood's domestic violence rapes.

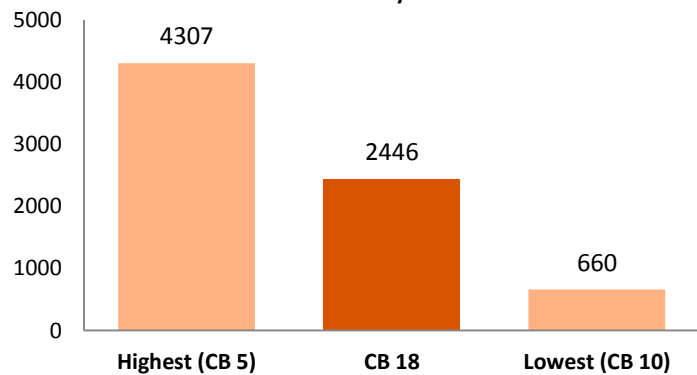
2018 Intimate Partner Rapes in Brooklyn



COMMUNITY BOARD 18: Flatlands and Canarsie

1 In 2018, there were **2,446 intimate partner domestic incident reports** in Brooklyn Community Board 18, comprising **52%*** of the neighborhood's domestic incident reports.

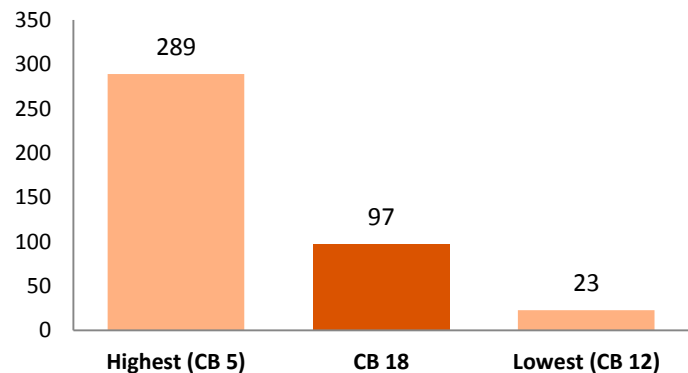
2018 Intimate Partner Domestic Incident Reports (DIRs) in Brooklyn



*This percentage excludes reports with missing relationship field.

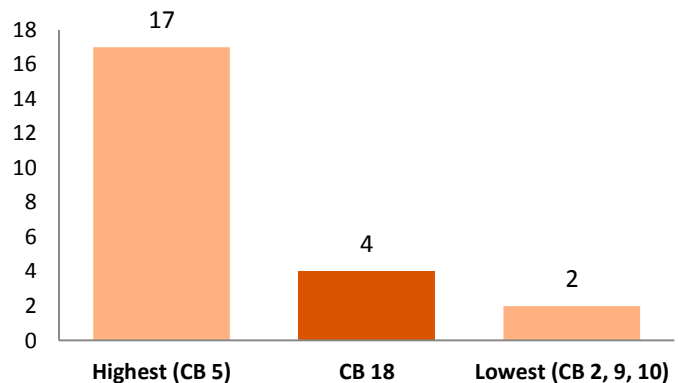
2 In 2018, there were **97 intimate partner felony assaults**, comprising **53%** of the neighborhood's domestic violence felony assaults.

2018 Intimate Partner Felony Assaults in Brooklyn



3 In 2018, there were **4 intimate partner rapes**, comprising **44%** of the neighborhood's domestic violence rapes.

2018 Intimate Partner Rapes in Brooklyn



Manhattan:

Domestic violence snapshot

1 In 2018, there were **17,783 intimate partner domestic incident reports (DIRs)** in Manhattan. These comprised **57%*** of the borough's domestic incident reports.

*This percentage excludes reports with missing relationship field.

2 In 2018, there were **726 intimate partner felony assaults** in Manhattan. These comprised **67%** of the borough's domestic violence felony assaults.

3 In 2018, there were **72 intimate partner rapes** in Manhattan. These comprised **71%** of the borough's domestic violence rapes.

4 **HELP IS AVAILABLE**

In the case of an emergency, call 911.

For information and non-emergency services, call 311 or the NYC Domestic Violence Hotline at 1-800-621-HOPE (4673).

Find resources and support in NYC at nyc.gov/nychope.

For walk-in services, visit one of the NYC Family Justice Centers.

NYC Family Justice Center, Manhattan

Address: 80 Centre Street, NY 10013 Phone: (212)602-2800

Subway: Take the **4 5 6** to Brooklyn Bridge –City Hall, the **J Z** to Chambers Street, the **N R** to City Hall, to the **1 2 3** to Chambers Street, or the **A C** to Chambers Street.

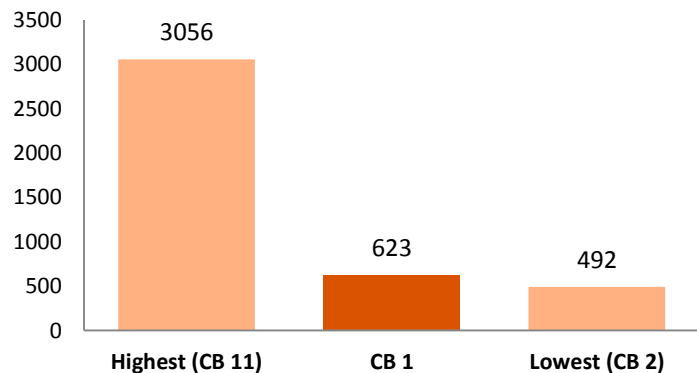
Bus: The M5, M9, M22 and M103 buses all stop near the Center.

Services are free and confidential. All are welcome regardless of gender identity or expression, sexual orientation, language, or immigration status.

COMMUNITY BOARD 1: Financial District

1 In 2018, there were **623 intimate partner domestic incident reports** in Manhattan Community Board 1, comprising **84%*** of the neighborhood's domestic incident reports.

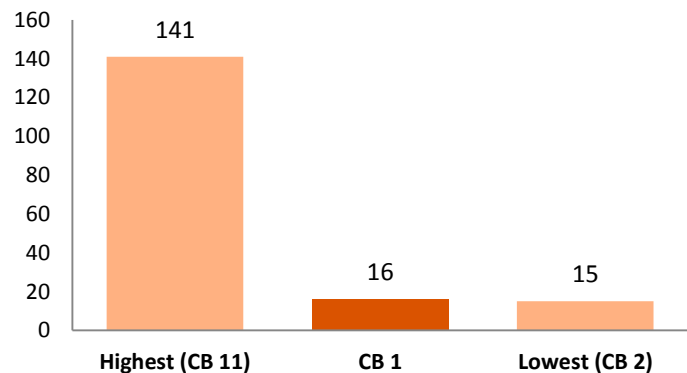
2018 Intimate Partner Domestic Incident Reports (DIRs) in Manhattan



*This percentage excludes reports with missing relationship field.

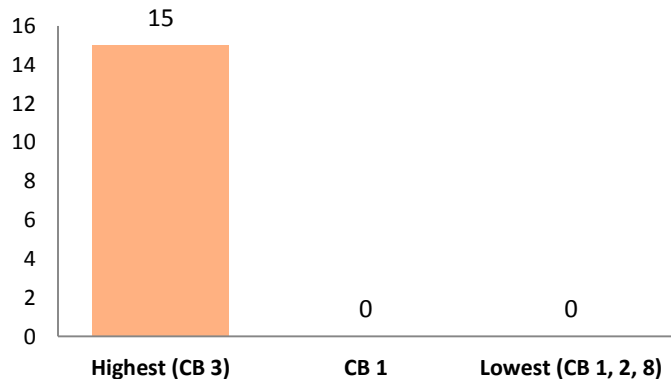
2 In 2018, there were **16 intimate partner felony assaults**, comprising **89%** of the neighborhood's domestic violence felony assaults.

2018 Intimate Partner Felony Assaults in Manhattan



3 In 2018, there were **0 domestic violence rapes** (including intimate partner rapes) in this neighborhood.

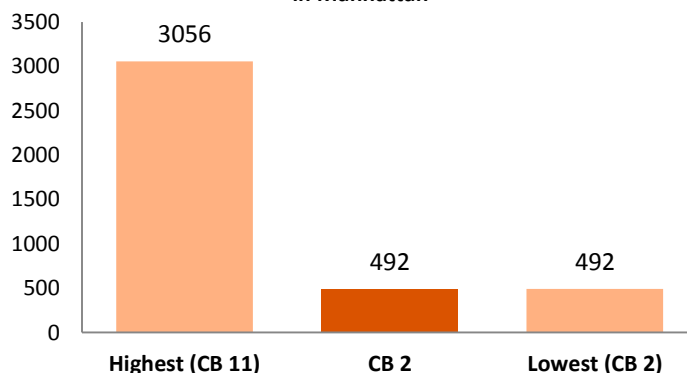
2018 Intimate Partner Rapes in Manhattan



COMMUNITY BOARD 2: Greenwich Village and SoHo

1 In 2018, there were **492 intimate partner domestic incident reports** in Manhattan Community Board 2, comprising **76%*** of the neighborhood's domestic incident reports.

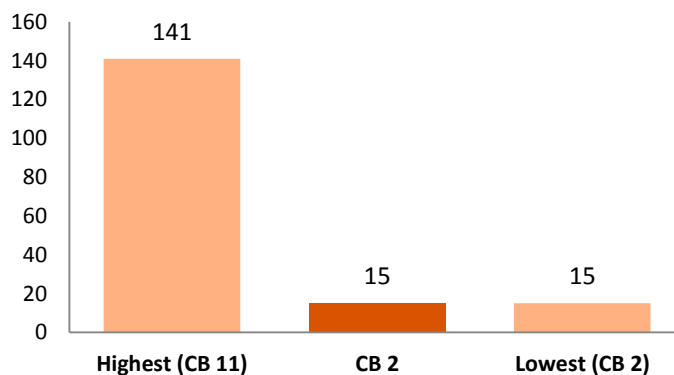
2018 Intimate Partner Domestic Incident Reports (DIRs) in Manhattan



*This percentage excludes reports with missing relationship field.

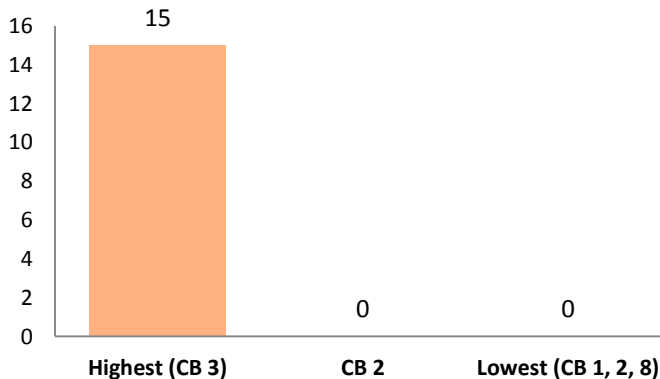
2 In 2018, there were **15 intimate partner felony assaults**, comprising **79%** of the neighborhood's domestic violence felony assaults.

2018 Intimate Partner Felony Assaults in Manhattan



3 In 2018, there were **0 domestic violence rapes** (including intimate partner rapes) in this neighborhood.

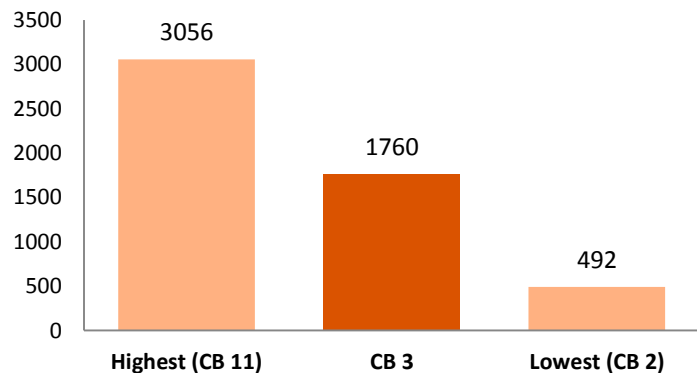
2018 Intimate Partner Rapes in Manhattan



COMMUNITY BOARD 3: Lower East Side and Chinatown

1 In 2018, there were **1,760 intimate partner domestic incident reports** in Manhattan Community Board 3, comprising **54%*** of the neighborhood's domestic incident reports.

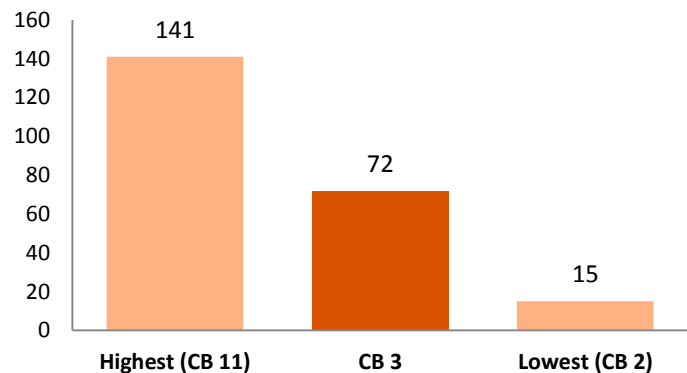
2018 Intimate Partner Domestic Incident Reports (DIRs) in Manhattan



*This percentage excludes reports with missing relationship field.

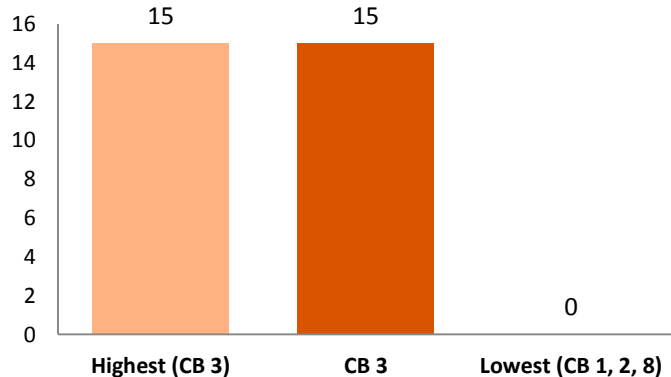
2 In 2018, there were **72 intimate partner felony assaults**, comprising **59%** of the neighborhood's domestic violence felony assaults.

2018 Intimate Partner Felony Assaults in Manhattan



3 In 2018, there were **15 intimate partner rapes**, comprising **83%** of the neighborhood's domestic violence rapes.

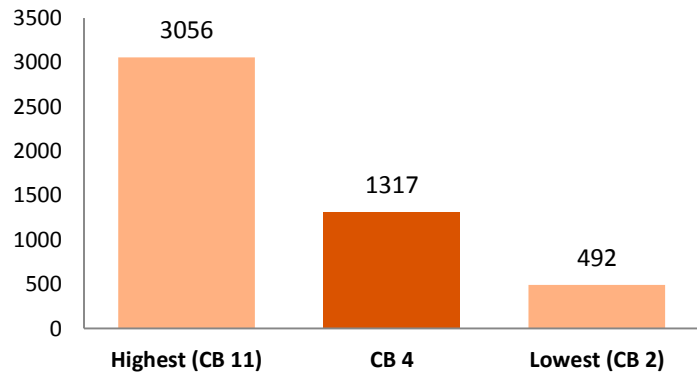
2018 Intimate Partner Rapes in Manhattan



COMMUNITY BOARD 4: Clinton and Chelsea

1 In 2018, there were **1,317 intimate partner domestic incident reports** in Manhattan Community Board 4, comprising **70%*** of the neighborhood's domestic incident reports.

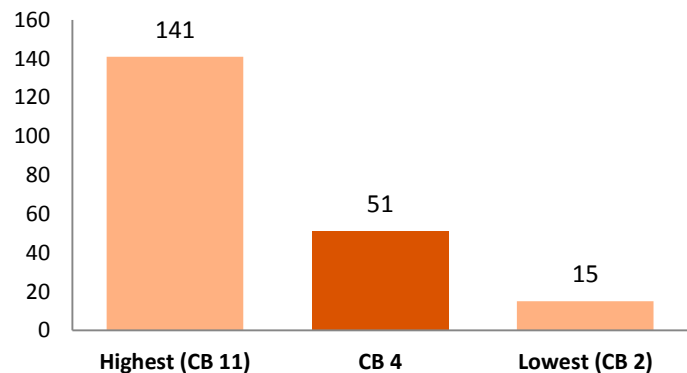
2018 Intimate Partner Domestic Incident Reports (DIRs) in Manhattan



*This percentage excludes reports with missing relationship field.

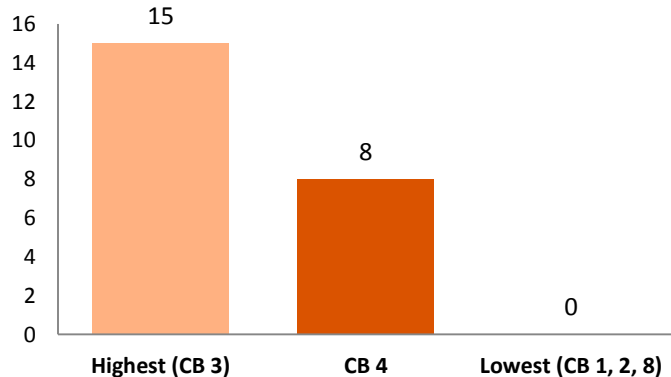
2 In 2018, there were **51 intimate partner felony assaults**, comprising **88%** of the neighborhood's domestic violence felony assaults.

2018 Intimate Partner Felony Assaults in Manhattan



3 In 2018, there were **8 intimate partner rapes**, comprising **80%** of the neighborhood's domestic violence rapes.

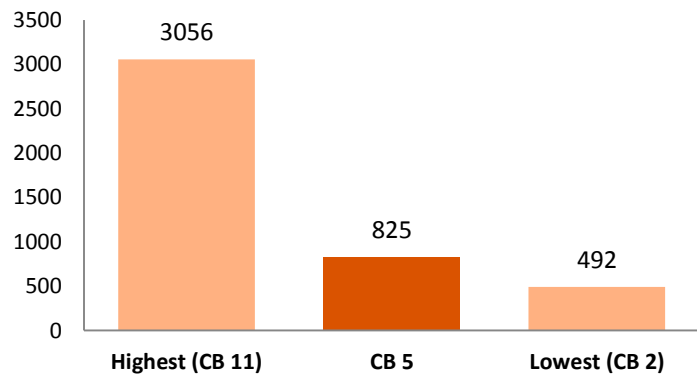
2018 Intimate Partner Rapes in Manhattan



COMMUNITY BOARD 5: Midtown

1 In 2018, there were **825 intimate partner domestic incident reports** in Manhattan Community Board 5, comprising **77%*** of the neighborhood's domestic incident reports.

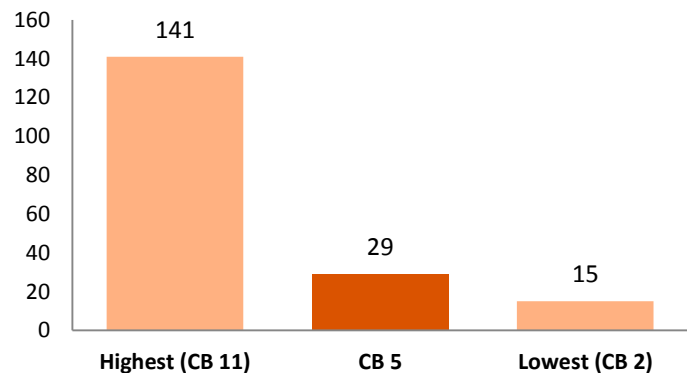
2018 Intimate Partner Domestic Incident Reports (DIRs) in Manhattan



*This percentage excludes reports with missing relationship field.

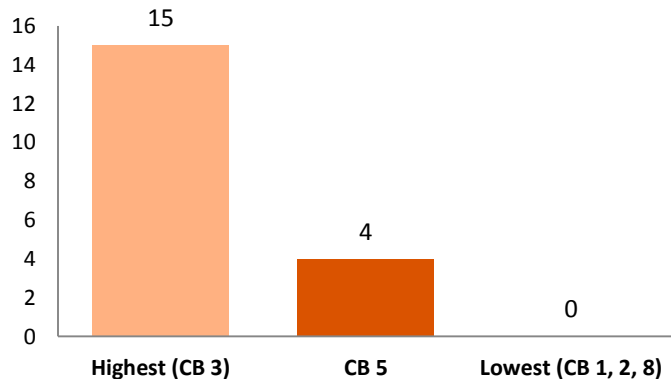
2 In 2018, there were **29 intimate partner felony assaults**, comprising **76%** of the neighborhood's domestic violence felony assaults.

2018 Intimate Partner Felony Assaults in Manhattan



3 In 2018, there were **4 intimate partner rapes**, comprising **80%** of the neighborhood's domestic violence rapes.

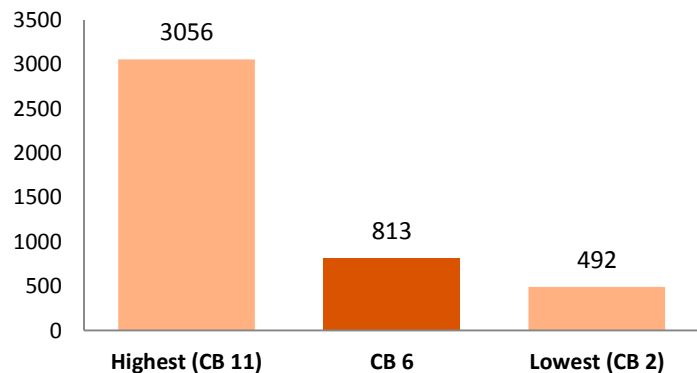
2018 Intimate Partner Rapes in Manhattan



COMMUNITY BOARD 6: Stuyvesant Town and Turtle Bay

1 In 2018, there were **813 intimate partner domestic incident reports** in Manhattan Community Board 6, comprising **72%*** of the neighborhood's domestic incident reports.

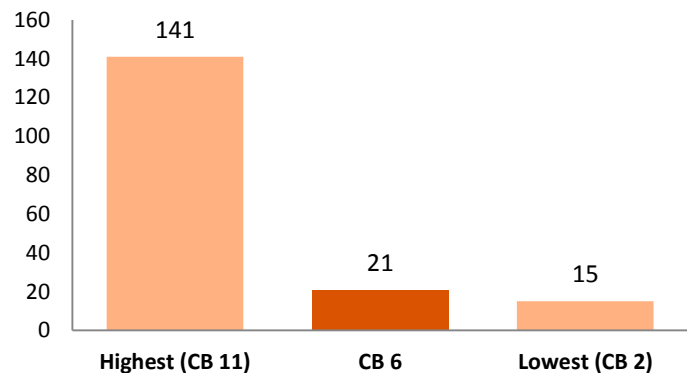
2018 Intimate Partner Domestic Incident Reports (DIRs) in Manhattan



*This percentage excludes reports with missing relationship field.

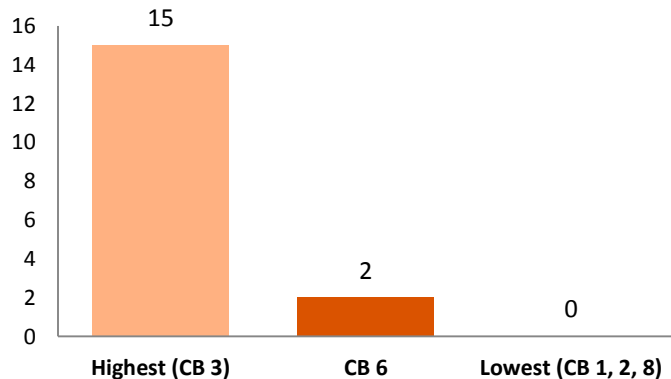
2 In 2018, there were **21 intimate partner felony assaults**, comprising **66%** of the neighborhood's domestic violence felony assaults.

2018 Intimate Partner Felony Assaults in Manhattan



3 In 2018, there were **2 intimate partner rapes**, comprising **100%** of the neighborhood's domestic violence rapes.

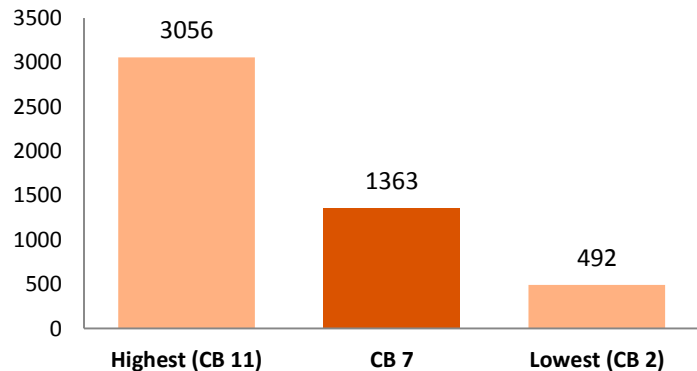
2018 Intimate Partner Rapes in Manhattan



COMMUNITY BOARD 7: Upper West Side

1 In 2018, there were **1,363 intimate partner domestic incident reports** in Manhattan Community Board 7, comprising **56%*** of the neighborhood's domestic incident reports.

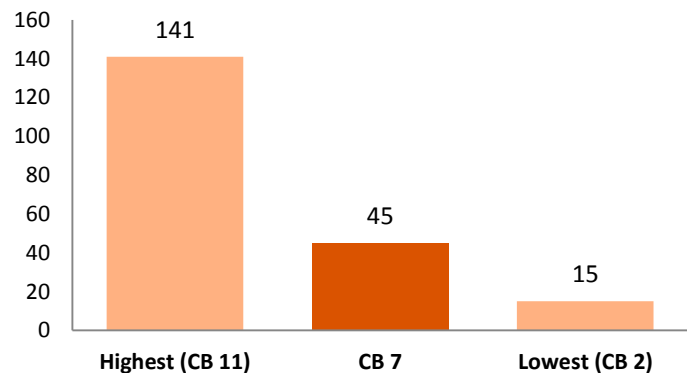
2018 Intimate Partner Domestic Incident Reports (DIRs) in Manhattan



*This percentage excludes reports with missing relationship field.

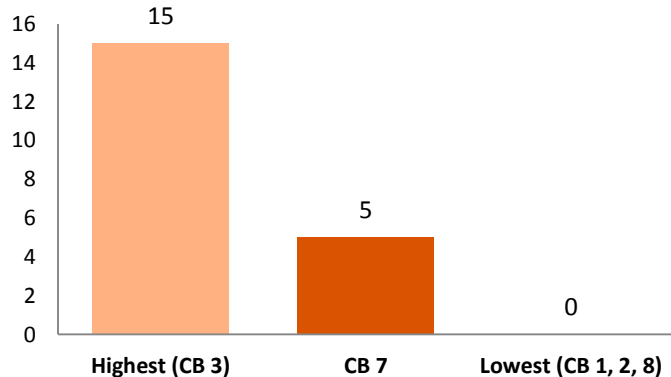
2 In 2018, there were **45 intimate partner felony assaults**, comprising **63%** of the neighborhood's domestic violence felony assaults.

2018 Intimate Partner Felony Assaults in Manhattan



3 In 2018, there were **5 intimate partner rapes**, comprising **71%** of the neighborhood's domestic violence rapes.

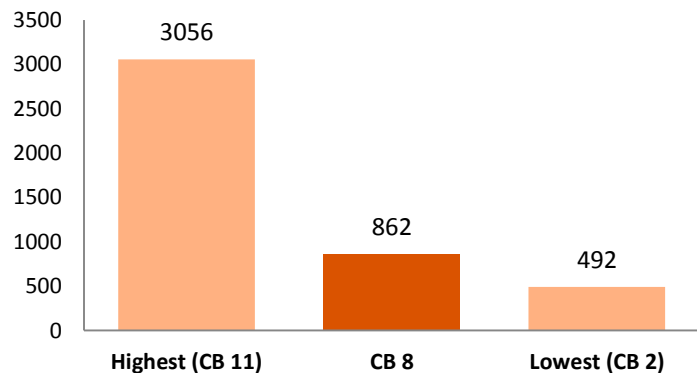
2018 Intimate Partner Rapes in Manhattan



COMMUNITY BOARD 8: Upper East Side

1 In 2018, there were **862 intimate partner domestic incident reports** in Manhattan Community Board 8, comprising **68%*** of the neighborhood's domestic incident reports.

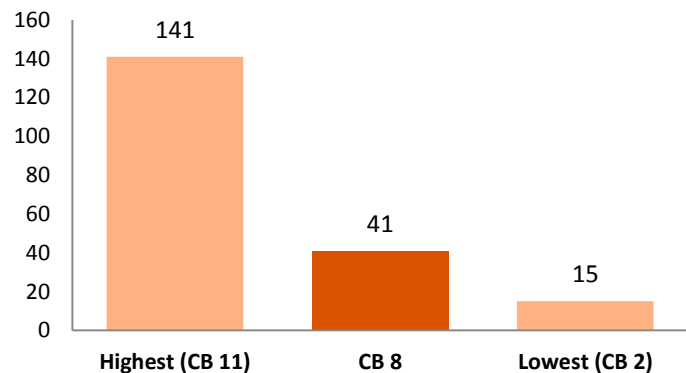
2018 Intimate Partner Domestic Incident Reports (DIRs) in Manhattan



*This percentage excludes reports with missing relationship field.

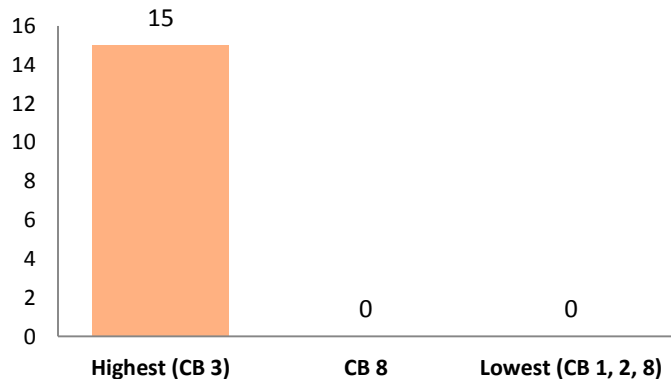
2 In 2018, there were **41 intimate partner felony assaults**, comprising **80%** of the neighborhood's domestic violence felony assaults.

2018 Intimate Partner Felony Assaults in Manhattan



3 In 2018, there were **0 intimate partner rapes**, comprising **0%** of the neighborhood's domestic violence rapes.

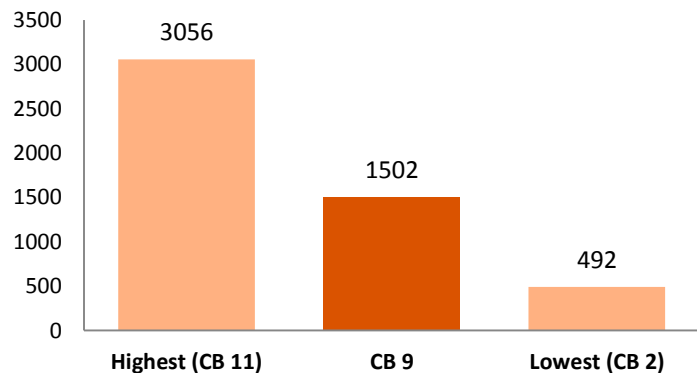
2018 Intimate Partner Rapes in Manhattan



COMMUNITY BOARD 9: Morningside Heights and Hamilton Heights

1 In 2018, there were **1,502 intimate partner domestic incident reports** in Manhattan Community Board 9, comprising **52%*** of the neighborhood's domestic incident reports.

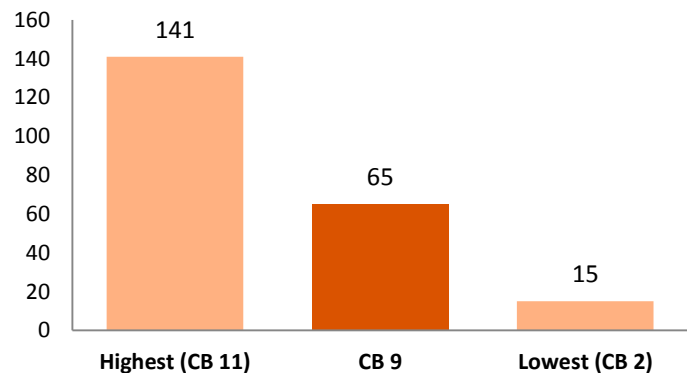
2018 Intimate Partner Domestic Incident Reports (DIRs) in Manhattan



*This percentage excludes reports with missing relationship field.

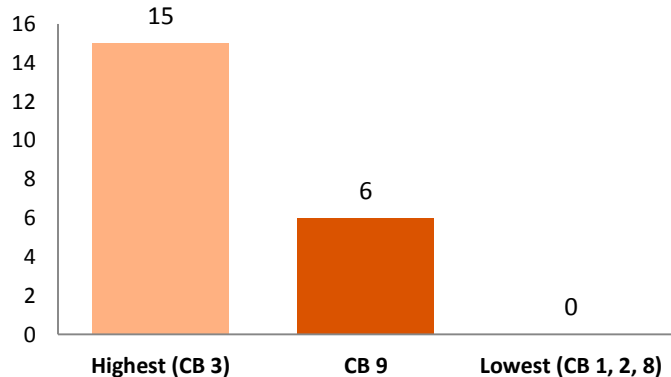
2 In 2018, there were **65 intimate partner felony assaults**, comprising **63%** of the neighborhood's domestic violence felony assaults.

2018 Intimate Partner Felony Assaults in Manhattan



3 In 2018, there were **6 intimate partner rapes**, comprising **86%** of the neighborhood's domestic violence rapes.

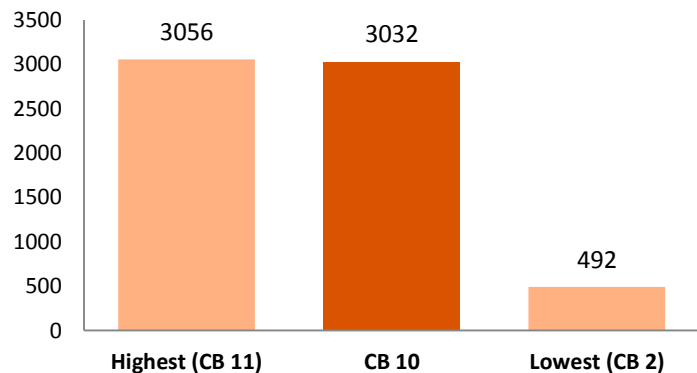
2018 Intimate Partner Rapes in Manhattan



COMMUNITY BOARD 10: Central Harlem

1 In 2018, there were **3,032 intimate partner domestic incident reports** in Manhattan Community Board 10, comprising **50%*** of the neighborhood's domestic incident reports.

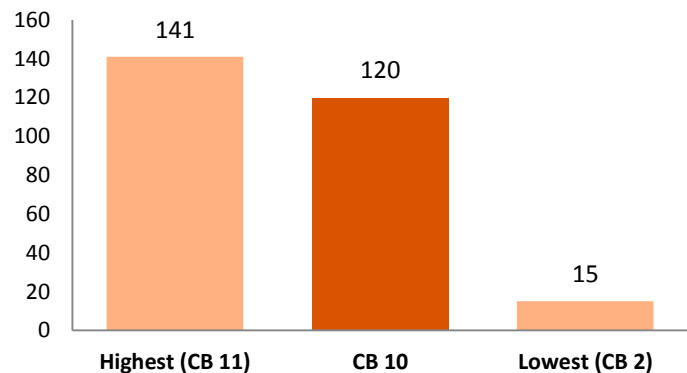
2018 Intimate Partner Domestic Incident Reports (DIRs) in Manhattan



*This percentage excludes reports with missing relationship field.

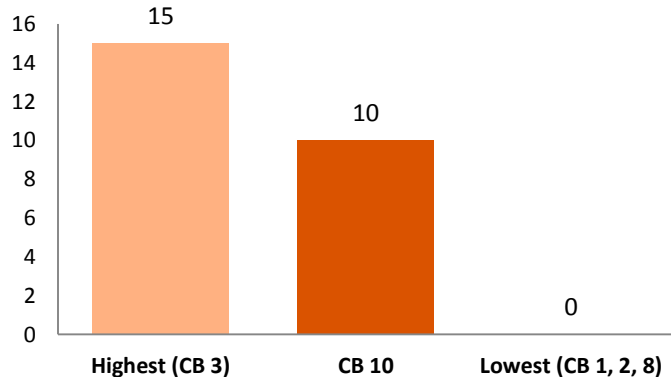
2 In 2018, there were **120 intimate partner felony assaults**, comprising **63%** of the neighborhood's domestic violence felony assaults.

2018 Intimate Partner Felony Assaults in Manhattan



3 In 2018, there were **10 intimate partner rapes**, comprising **77%** of the neighborhood's domestic violence rapes.

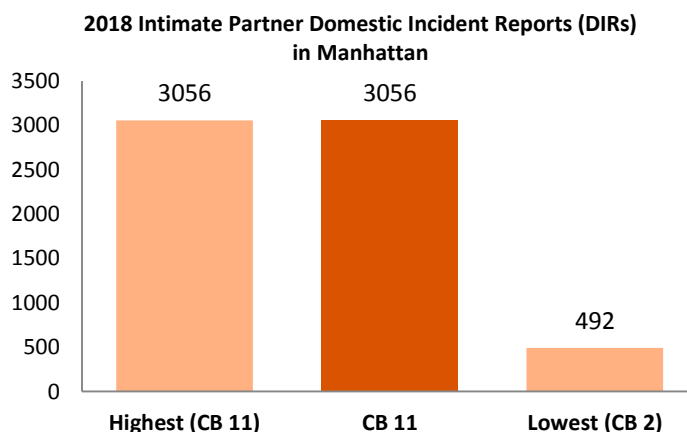
2018 Intimate Partner Rapes in Manhattan



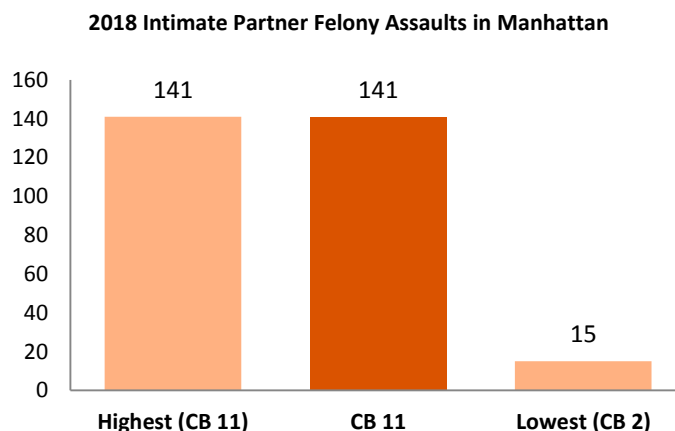
COMMUNITY BOARD 11: East Harlem

1 In 2018, there were **3,056 intimate partner domestic incident reports** in Manhattan Community Board 11, comprising **51%*** of the neighborhood's domestic incident reports.

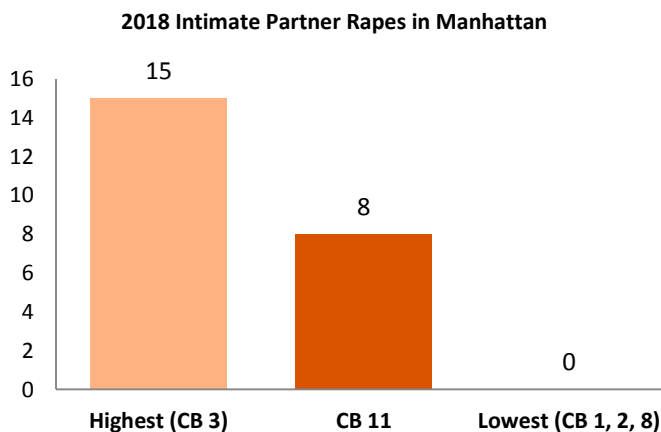
*This percentage excludes reports with missing relationship field.



2 In 2018, there were **141 intimate partner felony assaults**, comprising **64%** of the neighborhood's domestic violence felony assaults.



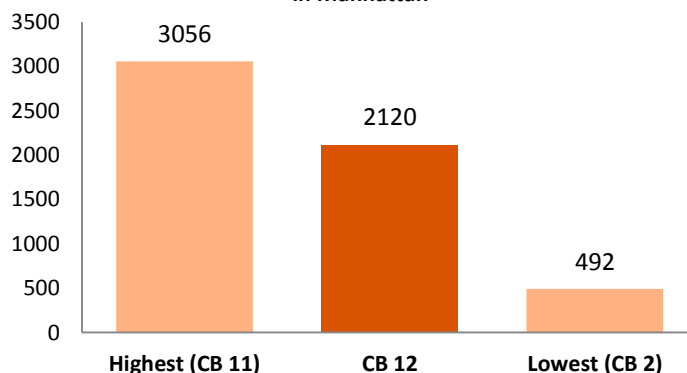
3 In 2018, there were **8 intimate partner rapes**, comprising **50%** of the neighborhood's domestic violence rapes.



COMMUNITY BOARD 12: Washington Heights and Inwood

1 In 2018, there were **2,120 intimate partner domestic incident reports** in Manhattan Community Board 12, comprising **57%*** of the neighborhood's domestic incident reports.

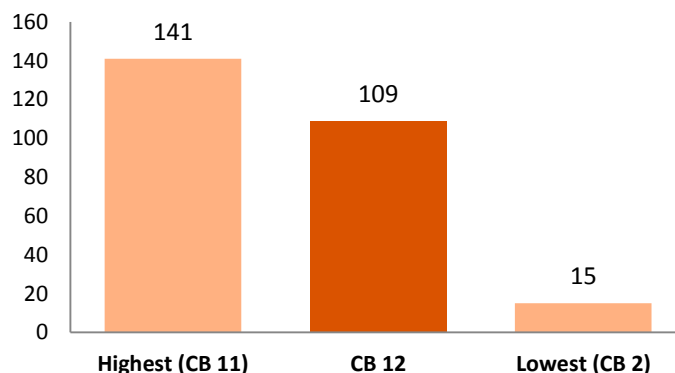
2018 Intimate Partner Domestic Incident Reports (DIRs) in Manhattan



*This percentage excludes reports with missing relationship field.

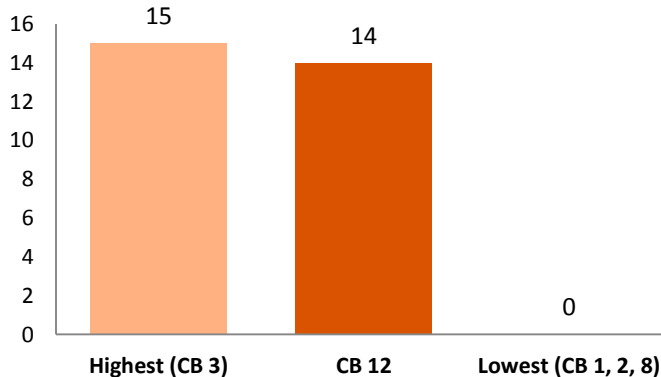
2 In 2018, there were **109 intimate partner felony assaults**, comprising **66%** of the neighborhood's domestic violence felony assaults.

2018 Intimate Partner Felony Assaults in Manhattan



3 In 2018, there were **14 intimate partner rapes**, comprising **61%** of the neighborhood's domestic violence rapes.

2018 Intimate Partner Rapes in Manhattan



Queens: Domestic violence snapshot

1 In 2018, there were **24,577 intimate partner domestic incident reports (DIRs)** in Queens. These comprised **60%*** of the borough's domestic incident reports.

*This percentage excludes reports with missing relationship field.

2 In 2018, there were **1,105 intimate partner felony assaults** in Queens. These comprised **60%** of the borough's domestic violence felony assaults.

3 In 2018, there were **115 intimate partner rapes** in Queens. These comprised **64%** of the borough's domestic violence rapes.

4 **HELP IS AVAILABLE**

In the case of an emergency, call 911.

For information and non-emergency services, call 311 or the NYC Domestic Violence Hotline at 1-800-621-HOPE (4673).

Find resources and support in NYC at nyc.gov/nychope.

For walk-in services, visit one of the NYC Family Justice Centers.

NYC Family Justice Center, Queens

Address: 126-02 82nd Avenue, Kew Gardens, NY 11415 Phone: (718)575-4500

Subway: Take the **F** or **E** train to Kew Gardens/Union Turnpike. Use the "Court House/North Side:" exit and walk east on Queens Boulevard past Queens Borough Hall.

Turn left on 82nd Avenue.

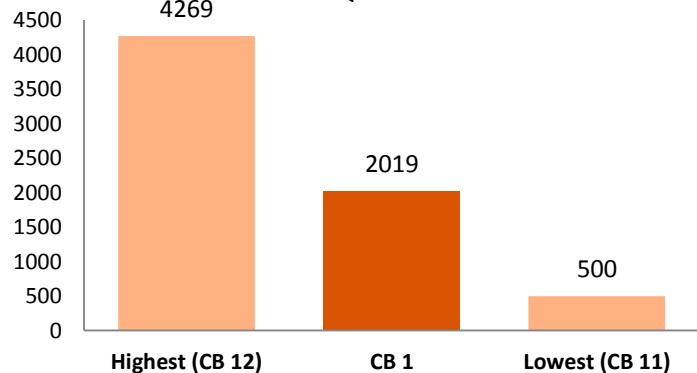
Bus: The Q10, Q37, Q46, and Q60 all stop near the Center.

Services are free and confidential. All are welcome regardless of gender identity or expression, sexual orientation, language, or immigration status.

COMMUNITY BOARD 1: Long Island City and Astoria

1 In 2018, there were **2,019 intimate partner domestic incident reports** in Queens Community Board 1, comprising **57%*** of the neighborhood's domestic incident reports.

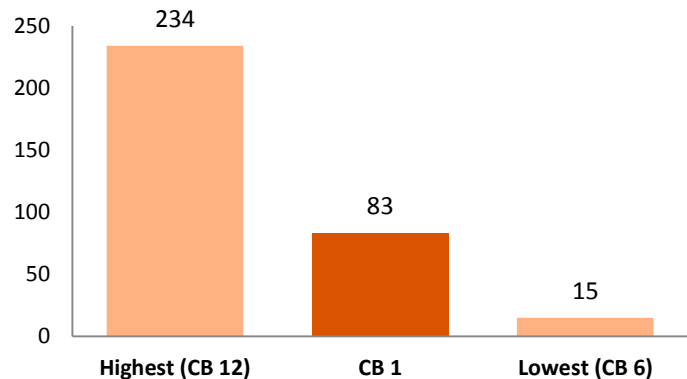
2018 Intimate Partner Domestic Incident Reports (DIRs) in Queens



*This percentage excludes reports with missing relationship field.

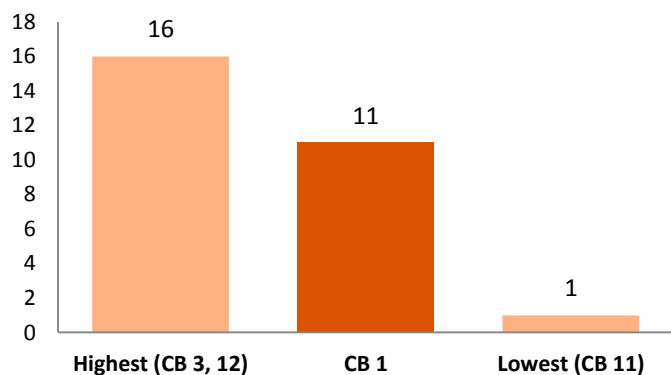
2 In 2018, there were **83 intimate partner felony assaults**, comprising **59%** of the neighborhood's domestic violence felony assaults.

2018 Intimate Partner Felony Assaults in Queens



3 In 2018, there were **11 intimate partner rapes**, comprising **73%** of the neighborhood's domestic violence rapes.

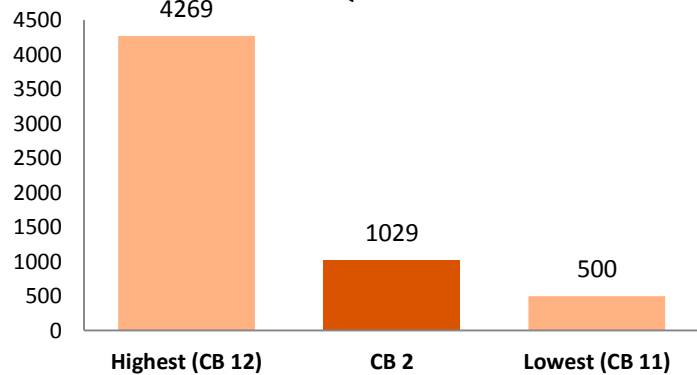
2018 Intimate Partner Rapes in Queens



COMMUNITY BOARD 2: Woodside and Sunnyside

1 In 2018, there were **1,029 intimate partner domestic incident reports** in Queens Community Board 2, comprising **68%*** of the neighborhood's domestic incident reports.

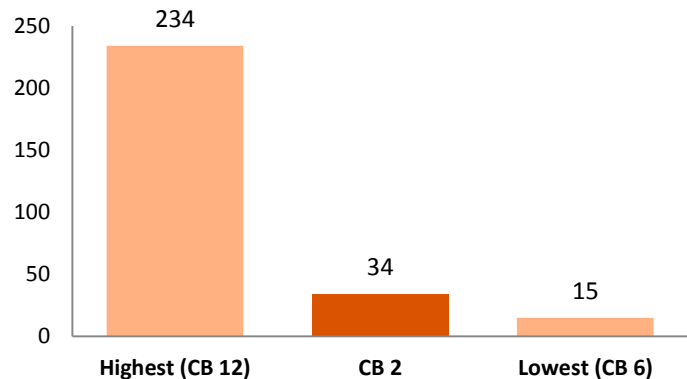
2018 Intimate Partner Domestic Incident Reports (DIRs) in Queens



*This percentage excludes reports with missing relationship field.

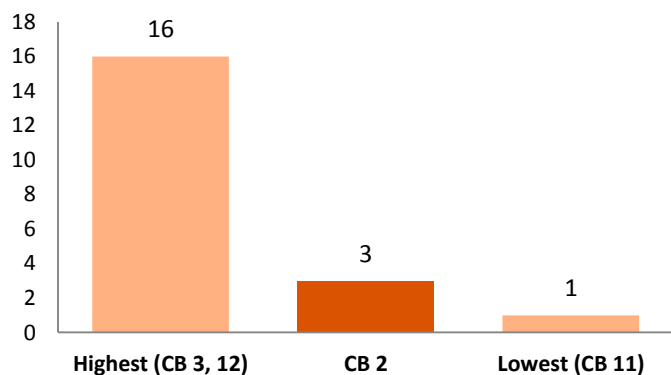
2 In 2018, there were **34 intimate partner felony assaults**, comprising **74%** of the neighborhood's domestic violence felony assaults.

2018 Intimate Partner Felony Assaults in Queens



3 In 2018, there were **3 intimate partner rapes**, comprising **60%** of the neighborhood's domestic violence rapes.

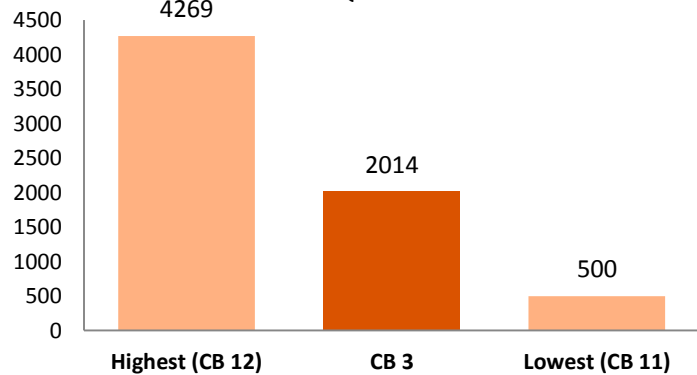
2018 Intimate Partner Rapes in Queens



COMMUNITY BOARD 3: Jackson Heights

1 In 2018, there were **2,014 intimate partner domestic incident reports** in Queens Community Board 3, comprising **63%*** of the neighborhood's domestic incident reports.

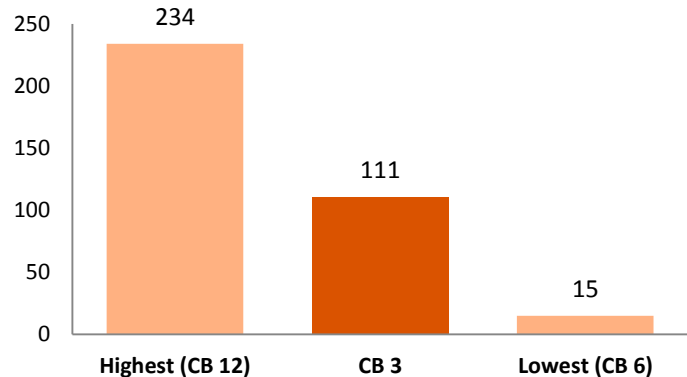
2018 Intimate Partner Domestic Incident Reports (DIRs) in Queens



*This percentage excludes reports with missing relationship field.

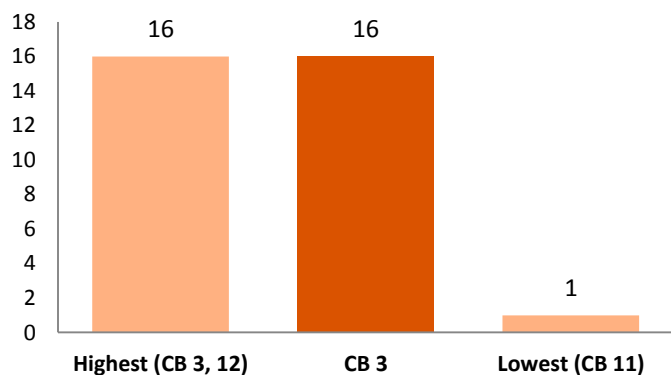
2 In 2018, there were **111 intimate partner felony assaults**, comprising **62%** of the neighborhood's domestic violence felony assaults.

2018 Intimate Partner Felony Assaults in Queens



3 In 2018, there were **16 intimate partner rapes**, comprising **62%** of the neighborhood's domestic violence rapes.

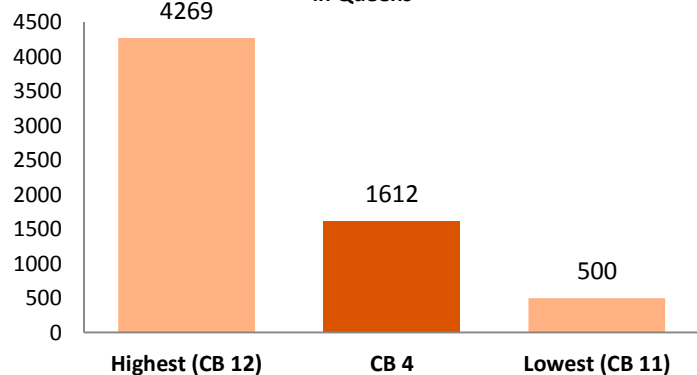
2018 Intimate Partner Rapes in Queens



COMMUNITY BOARD 4: Elmhurst and Corona

1 In 2018, there were **1,612 intimate partner domestic incident reports** in Queens Community Board 4, comprising **64%*** of the neighborhood's domestic incident reports.

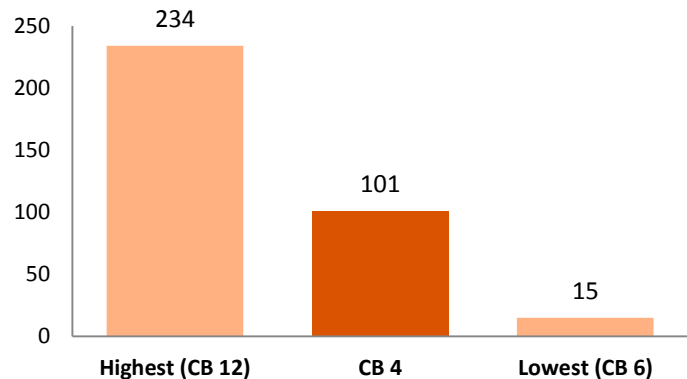
2018 Intimate Partner Domestic Incident Reports (DIRs) in Queens



*This percentage excludes reports with missing relationship field.

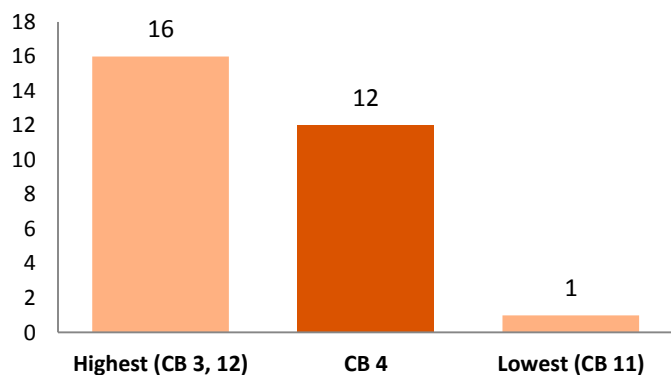
2 In 2018, there were **101 intimate partner felony assaults**, comprising **74%** of the neighborhood's domestic violence felony assaults.

2018 Intimate Partner Felony Assaults in Queens



3 In 2018, there were **12 intimate partner rapes**, comprising **55%** of the neighborhood's domestic violence rapes.

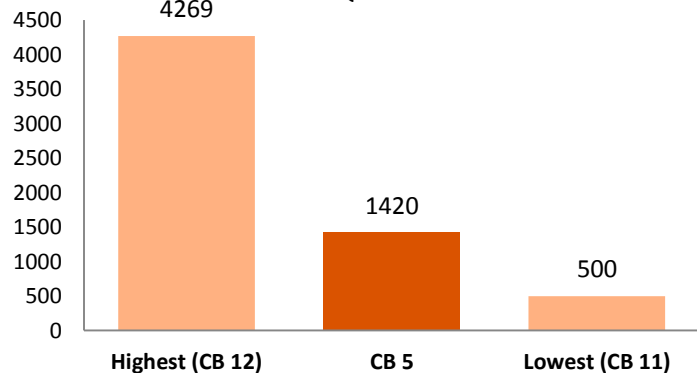
2018 Intimate Partner Rapes in Queens



COMMUNITY BOARD 5: Ridgewood and Maspeth

1 In 2018, there were **1,420 intimate partner domestic incident reports** in Queens Community Board 5, comprising **65%*** of the neighborhood's domestic incident reports.

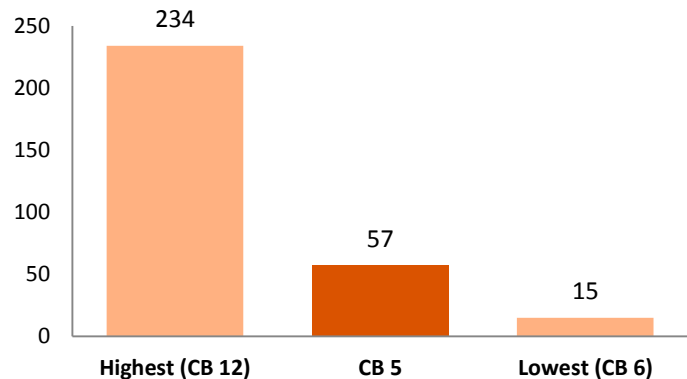
2018 Intimate Partner Domestic Incident Reports (DIRs) in Queens



*This percentage excludes reports with missing relationship field.

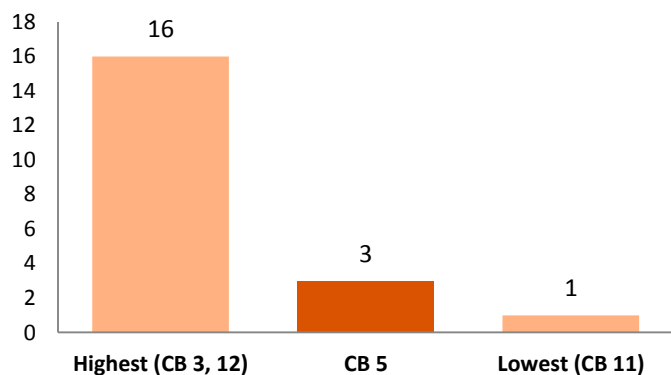
2 In 2018, there were **57 intimate partner felony assaults**, comprising **60%** of the neighborhood's domestic violence felony assaults.

2018 Intimate Partner Felony Assaults in Queens



3 In 2018, there were **3 intimate partner rapes**, comprising **30%** of the neighborhood's domestic violence rapes.

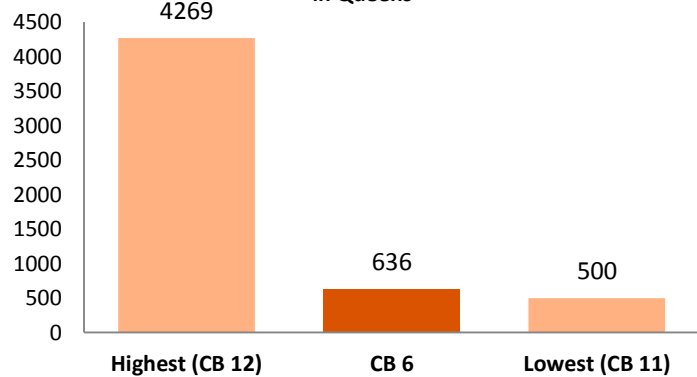
2018 Intimate Partner Rapes in Queens



COMMUNITY BOARD 6: Rego Park and Forest Hills

1 In 2018, there were **636 intimate partner domestic incident reports** in Queens Community Board 6, comprising **66%*** of the neighborhood's domestic incident reports.

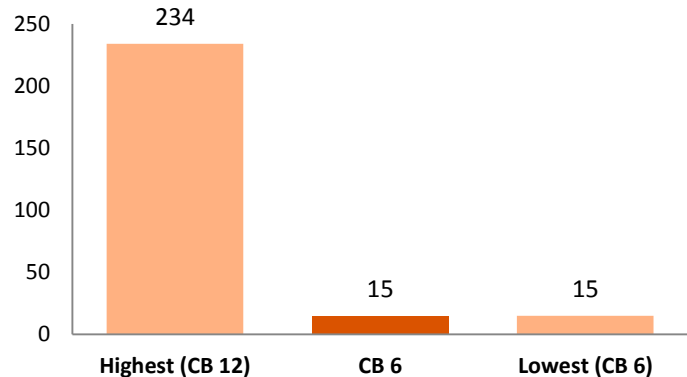
2018 Intimate Partner Domestic Incident Reports (DIRs) in Queens



*This percentage excludes reports with missing relationship field.

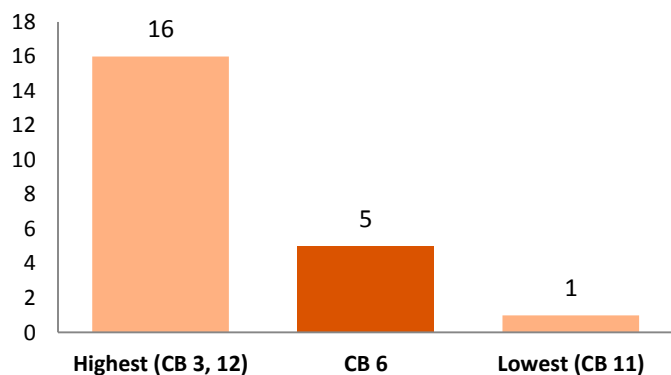
2 In 2018, there were **15 intimate partner felony assaults**, comprising **63%** of the neighborhood's domestic violence felony assaults.

2018 Intimate Partner Felony Assaults in Queens



3 In 2018, there were **5 intimate partner rapes**, comprising **71%** of the neighborhood's domestic violence rapes.

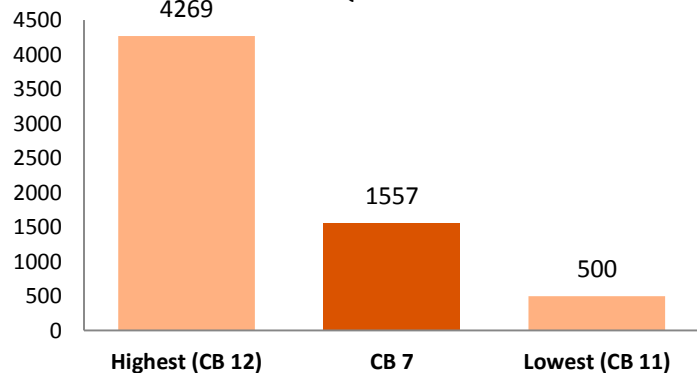
2018 Intimate Partner Rapes in Queens



COMMUNITY BOARD 7: Flushing and Whitestone

1 In 2018, there were **1,557 intimate partner domestic incident reports** in Queens Community Board 7, comprising **65%*** of the neighborhood's domestic incident reports.

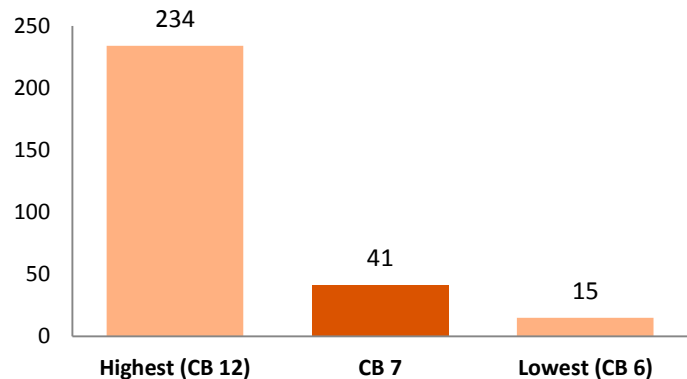
2018 Intimate Partner Domestic Incident Reports (DIRs) in Queens



*This percentage excludes reports with missing relationship field.

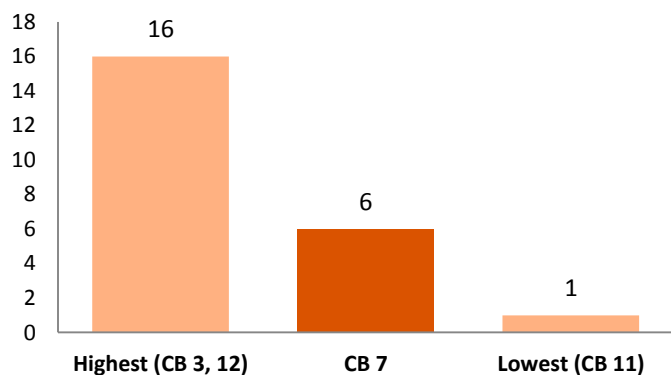
2 In 2018, there were **41 intimate partner felony assaults**, comprising **51%** of the neighborhood's domestic violence felony assaults.

2018 Intimate Partner Felony Assaults in Queens



3 In 2018, there were **6 intimate partner rapes**, comprising **86%** of the neighborhood's domestic violence rapes.

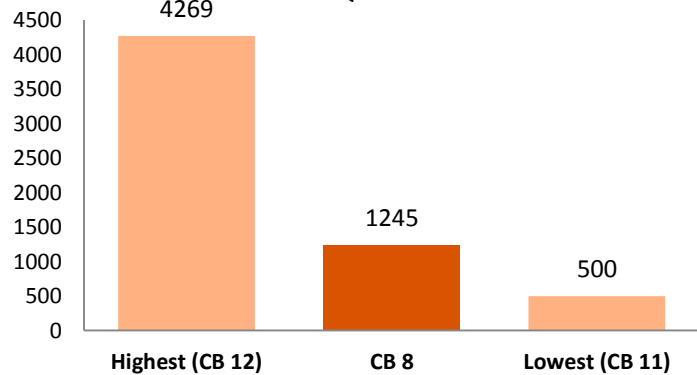
2018 Intimate Partner Rapes in Queens



COMMUNITY BOARD 8: Hillcrest and Fresh Meadows

1 In 2018, there were **1,245 intimate partner domestic incident reports** in Queens Community Board 8, comprising **56%*** of the neighborhood's domestic incident reports.

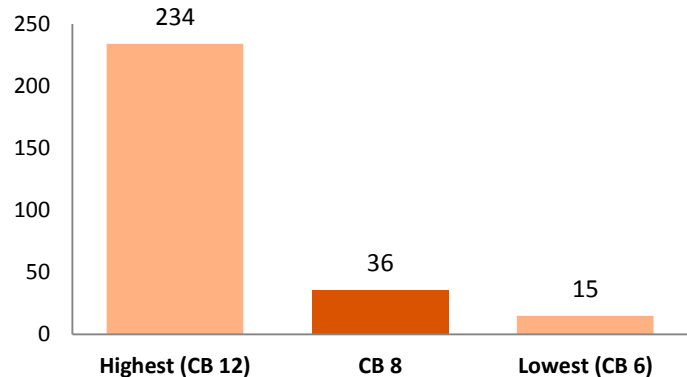
2018 Intimate Partner Domestic Incident Reports (DIRs) in Queens



*This percentage excludes reports with missing relationship field.

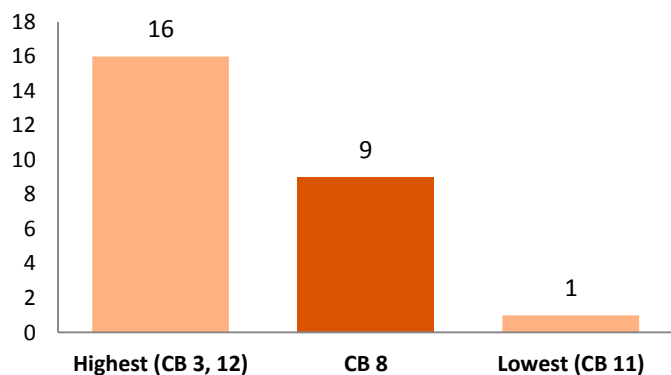
2 In 2018, there were **36 intimate partner felony assaults**, comprising **53%** of the neighborhood's domestic violence felony assaults.

2018 Intimate Partner Felony Assaults in Queens



3 In 2018, there were **9 intimate partner rapes**, comprising **69%** of the neighborhood's domestic violence rapes.

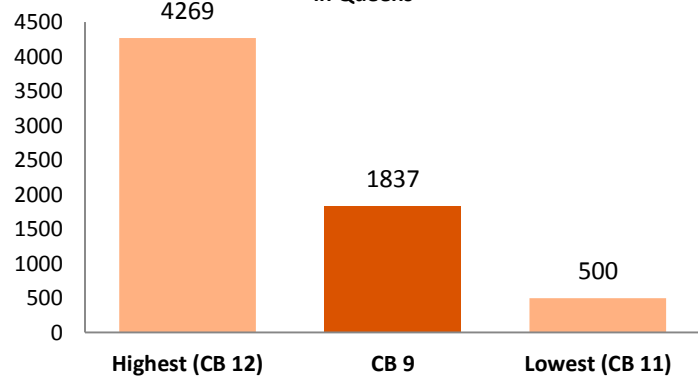
2018 Intimate Partner Rapes in Queens



COMMUNITY BOARD 9: Kew Gardens and Woodhaven

1 In 2018, there were **1,837 intimate partner domestic incident reports** in Queens Community Board 9, comprising **60%*** of the neighborhood's domestic incident reports.

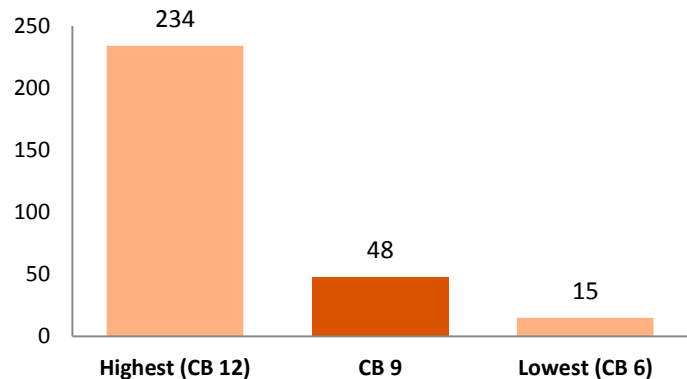
2018 Intimate Partner Domestic Incident Reports (DIRs) in Queens



*This percentage excludes reports with missing relationship field.

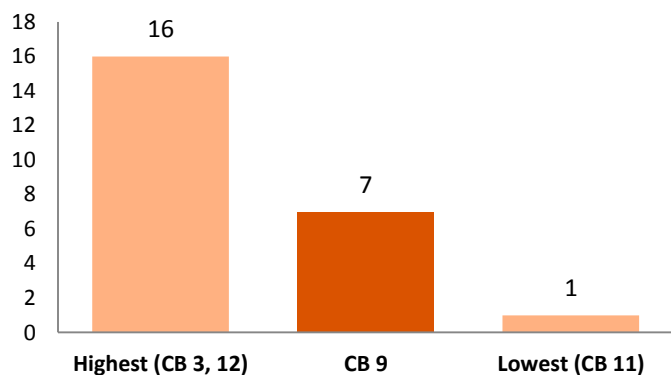
2 In 2018, there were **48 intimate partner felony assaults**, comprising **56%** of the neighborhood's domestic violence felony assaults.

2018 Intimate Partner Felony Assaults in Queens



3 In 2018, there were **7 intimate partner rapes**, comprising **78%** of the neighborhood's domestic violence rapes.

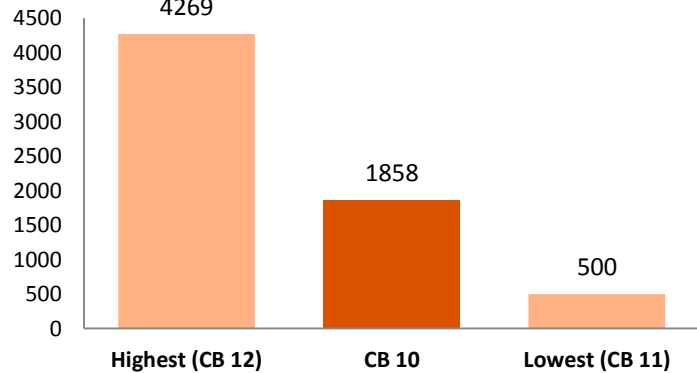
2018 Intimate Partner Rapes in Queens



COMMUNITY BOARD 10: South Ozone Park and Howard Beach

1 In 2018, there were **1,858 intimate partner domestic incident reports** in Queens Community Board 10, comprising **60%*** of the neighborhood's domestic incident reports.

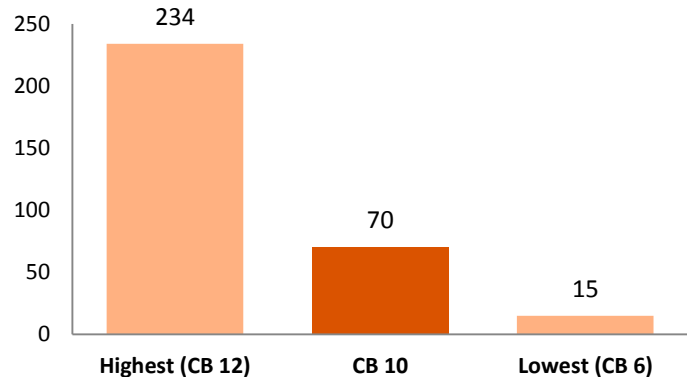
2018 Intimate Partner Domestic Incident Reports (DIRs) in Queens



*This percentage excludes reports with missing relationship field.

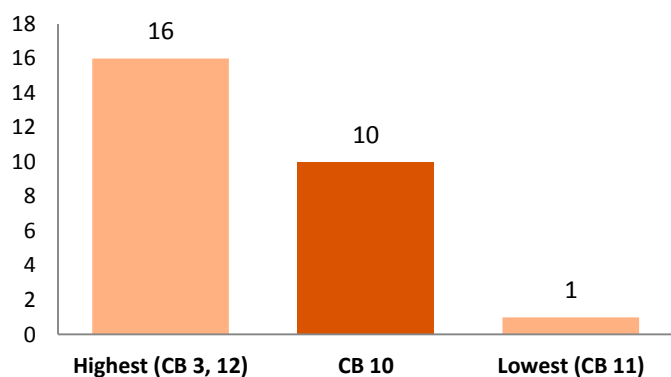
2 In 2018, there were **70 intimate partner felony assaults**, comprising **61%** of the neighborhood's domestic violence felony assaults.

2018 Intimate Partner Felony Assaults in Queens



3 In 2018, there were **10 intimate partner rapes**, comprising **91%** of the neighborhood's domestic violence rapes.

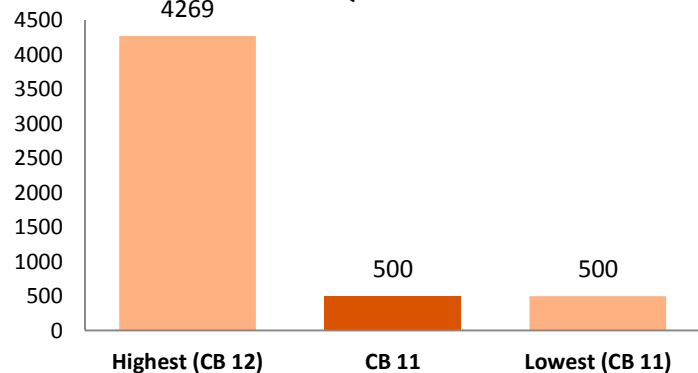
2018 Intimate Partner Rapes in Queens



COMMUNITY BOARD 11: Bayside and Little Neck

1 In 2018, there were **500 intimate partner domestic incident reports** in Queens Community Board 11, comprising **58%*** of the neighborhood's domestic incident reports.

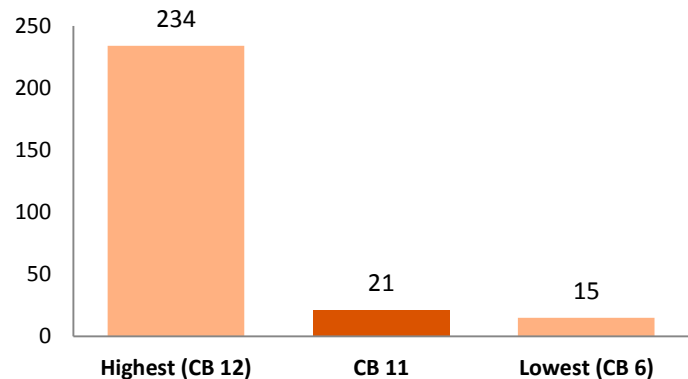
2018 Intimate Partner Domestic Incident Reports (DIRs) in Queens



*This percentage excludes reports with missing relationship field.

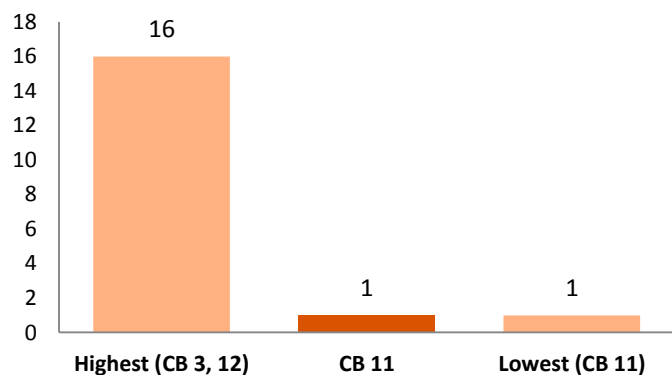
2 In 2018, there were **21 intimate partner felony assaults**, comprising **58%** of the neighborhood's domestic violence felony assaults.

2018 Intimate Partner Felony Assaults in Queens



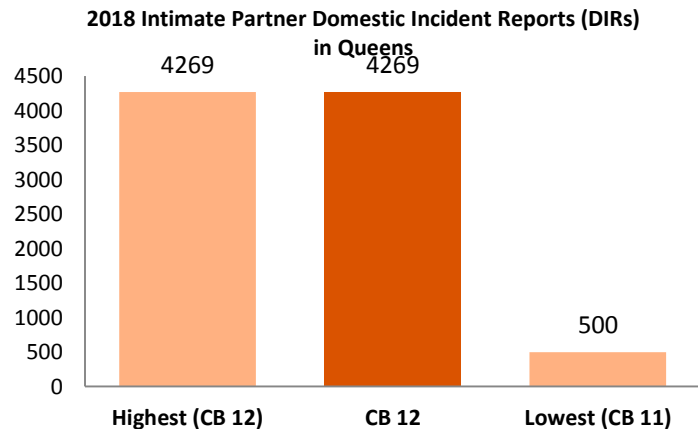
3 In 2018, there was **1 intimate partner rape**, comprising **33%** of the neighborhood's domestic violence rapes.

2018 Intimate Partner Rapes in Queens



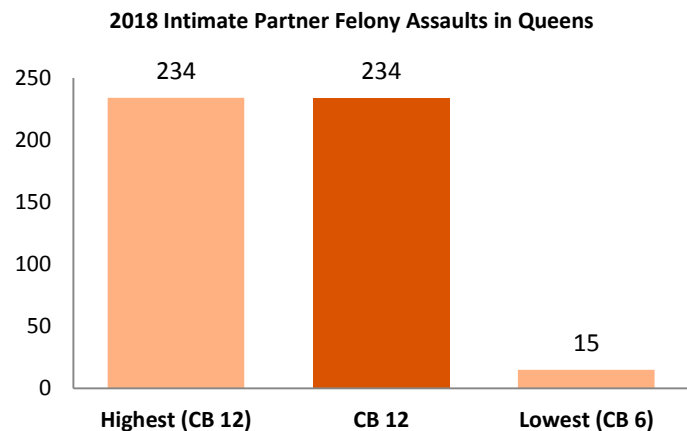
COMMUNITY BOARD 12: Jamaica and Hollis

1 In 2018, there were **4,269 intimate partner domestic incident reports** in Queens Community Board 12, comprising **57%*** of the neighborhood's domestic incident reports.

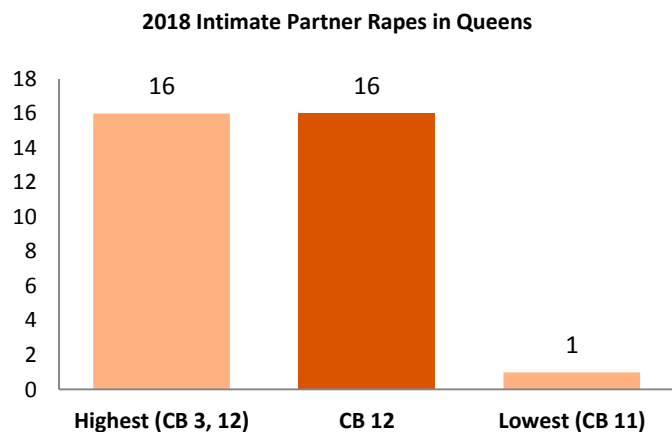


*This percentage excludes reports with missing relationship field.

2 In 2018, there were **234 intimate partner felony assaults**, comprising **57%** of the neighborhood's domestic violence felony assaults.



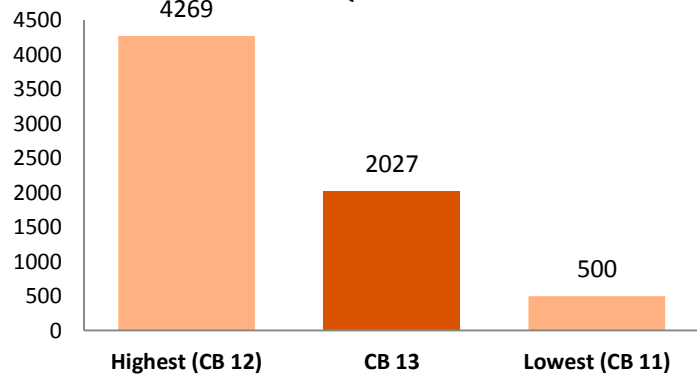
3 In 2018, there were **16 intimate partner rapes**, comprising **59%** of the neighborhood's domestic violence rapes.



COMMUNITY BOARD 13: Queens Village

1 In 2018, there were **2,027 intimate partner domestic incident reports** in Queens Community Board 13, comprising **57%*** of the neighborhood's domestic incident reports.

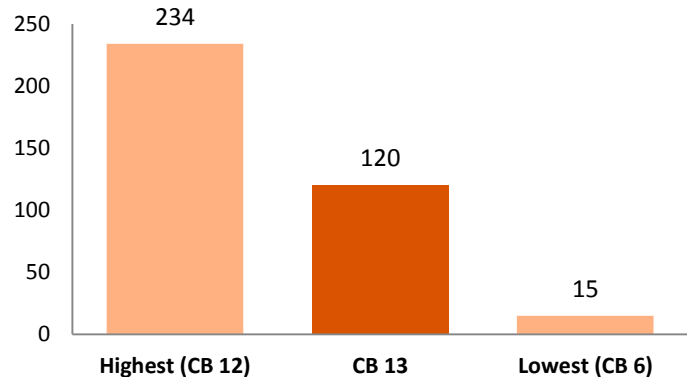
2018 Intimate Partner Domestic Incident Reports (DIRs) in Queens



*This percentage excludes reports with missing relationship field.

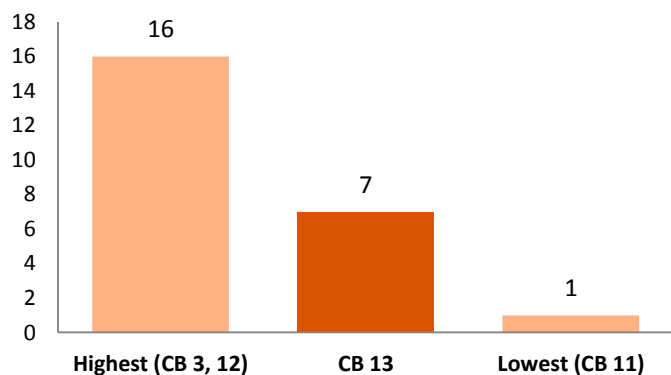
2 In 2018, there were **120 intimate partner felony assaults**, comprising **56%** of the neighborhood's domestic violence felony assaults.

2018 Intimate Partner Felony Assaults in Queens



3 In 2018, there were **7 intimate partner rapes**, comprising **100%** of the neighborhood's domestic violence rapes.

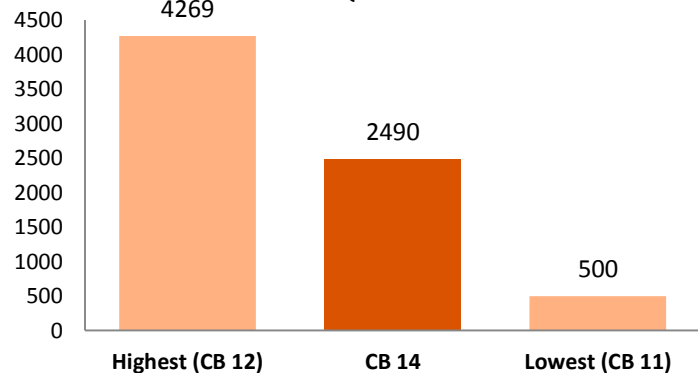
2018 Intimate Partner Rapes in Queens



COMMUNITY BOARD 14: Rockaway and Broad Channel

1 In 2018, there were **2,490 intimate partner domestic incident reports** in Queens Community Board 14, comprising **56%*** of the neighborhood's domestic incident reports.

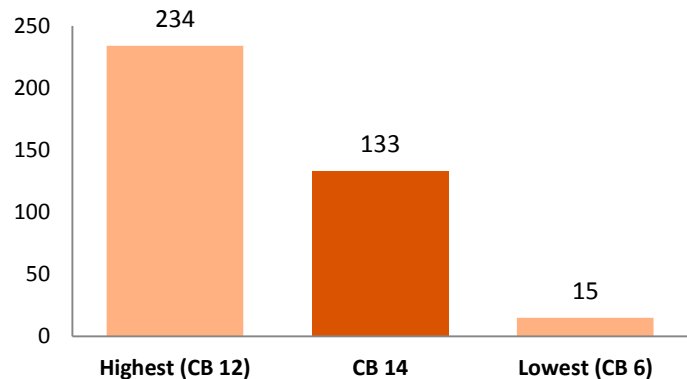
2018 Intimate Partner Domestic Incident Reports (DIRs) in Queens



*This percentage excludes reports with missing relationship field.

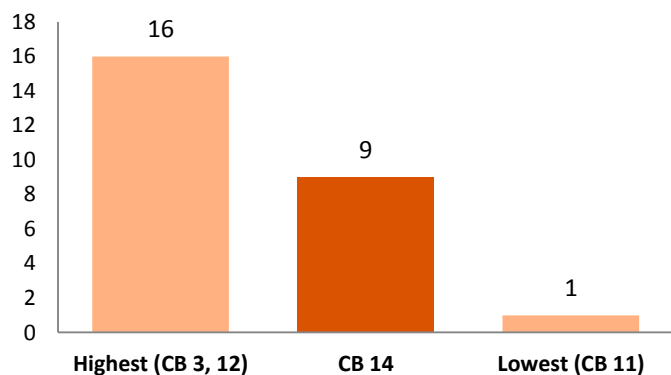
2 In 2018, there were **133 intimate partner felony assaults**, comprising **61%** of the neighborhood's domestic violence felony assaults.

2018 Intimate Partner Felony Assaults in Queens



3 In 2018, there were **9 intimate partner rapes**, comprising **53%** of the neighborhood's domestic violence rapes.

2018 Intimate Partner Rapes in Queens



Staten Island: Domestic violence snapshot

1 In 2018, there were **6,648 intimate partner domestic incident reports (DIRs)** in Staten Island. These comprised **59%*** of the borough's domestic incident reports.

*This percentage excludes reports with missing relationship field.

2 In 2018, there were **161 intimate partner felony assaults** in Staten Island. These comprised **62%** of the borough's domestic violence felony assaults.

3 In 2018, there were **23 intimate partner rapes** in Staten Island. These comprised **62%** of the borough's domestic violence rapes.

4 **HELP IS AVAILABLE**

In the case of an emergency, call 911.

For information and non-emergency services, call 311 or the NYC Domestic Violence Hotline at 1-800-621-HOPE (4673).

Find resources and support in NYC at nyc.gov/nychope.

For walk-in services, visit one of the NYC Family Justice Centers.

NYC Family Justice Center, Staten Island

Address: 126 Stuyvesant Place, Staten Island, NY 10301

Across the street from the Staten Island Ferry and Staten Island Railway.

Bus: S40, S42, S44, S46, S48, S51, S52, S61, S62, S66, S74, S76 and S78.

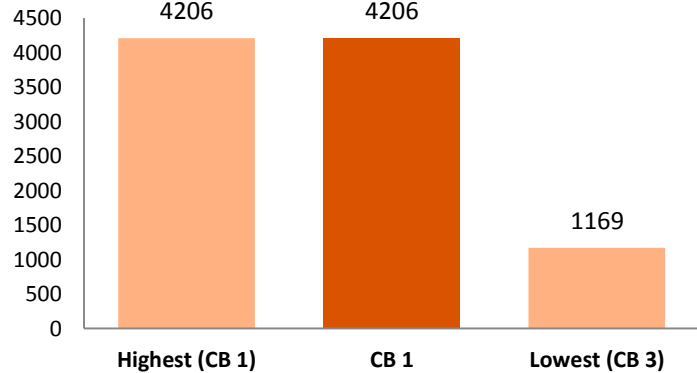
Limited Bus: S81, S84, S86, S90, S91, S94, S96 and S98

Services are free and confidential. All are welcome regardless of gender identity or expression, sexual orientation, language, or immigration status.

COMMUNITY BOARD 1: St. George and Stapleton

1 In 2018, there were **4,206 intimate partner domestic incident reports** in Staten Island Community Board 1, comprising **59%*** of the neighborhood's domestic incident reports.

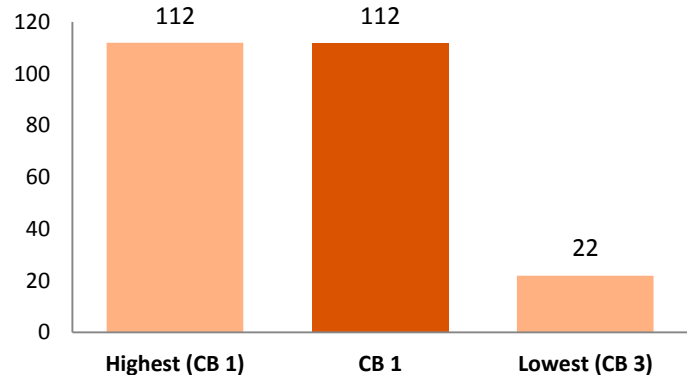
2018 Intimate Partner Domestic Incident Reports (DIRs) in Staten Island



*This percentage excludes reports with missing relationship field.

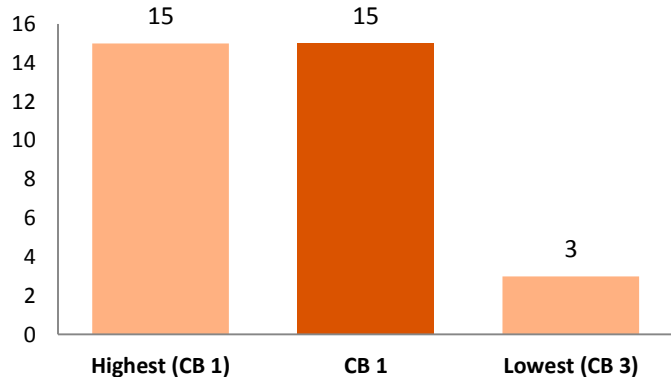
2 In 2018, there were **112 intimate partner felony assaults**, comprising **65%** of the neighborhood's domestic violence felony assaults.

2018 Intimate Partner Felony Assaults in Staten Island



3 In 2018, there were **15 intimate partner rapes**, comprising **56%** of the neighborhood's domestic violence rapes.

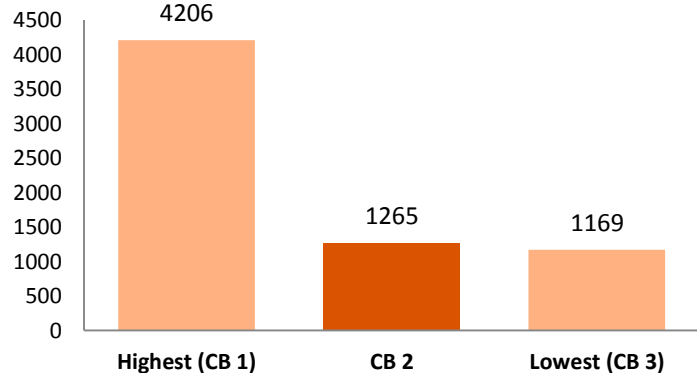
2018 Intimate Partner Rapes in Staten Island



COMMUNITY BOARD 2: South Beach and Willowbrook

1 In 2018, there were **1,265 intimate partner domestic incident reports** in Staten Island Community Board 2, comprising **58%*** of the neighborhood's domestic incident reports.

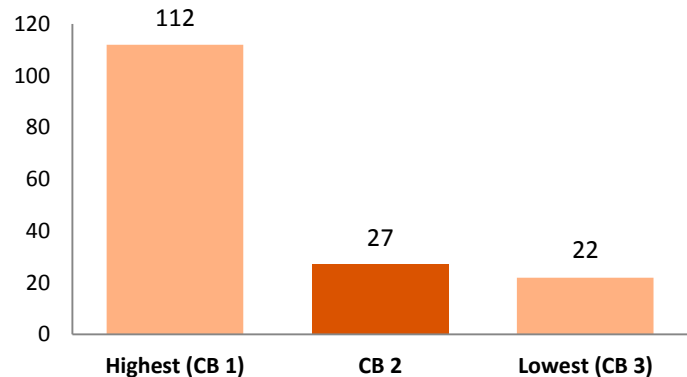
2018 Intimate Partner Domestic Incident Reports (DIRs) in Staten Island



*This percentage excludes reports with missing relationship field.

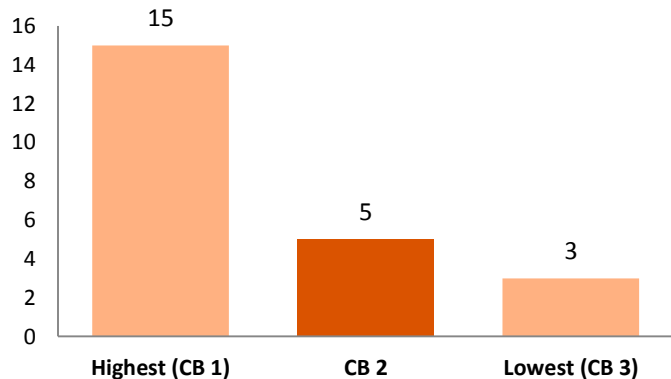
2 In 2018, there were **27 intimate partner felony assaults**, comprising **54%** of the neighborhood's domestic violence felony assaults.

2018 Intimate Partner Felony Assaults in Staten Island



3 In 2018, there were **5 intimate partner rapes**, comprising **83%** of the neighborhood's domestic violence rapes.

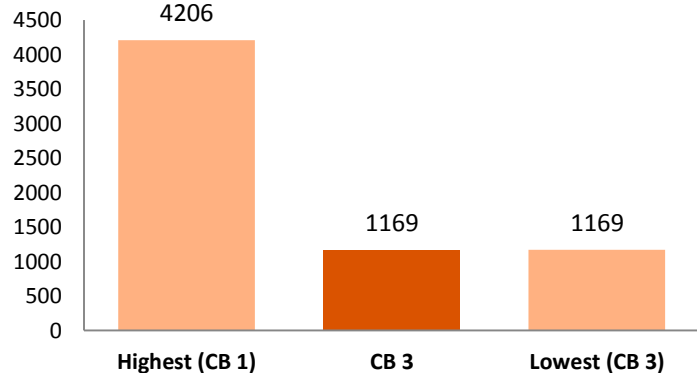
2018 Intimate Partner Rapes in Staten Island



COMMUNITY BOARD 3: Tottenville and Great Kills

1 In 2018, there were **1,169 intimate partner domestic incident reports** in Staten Island Community Board 3, comprising **60%*** of the neighborhood's domestic incident reports.

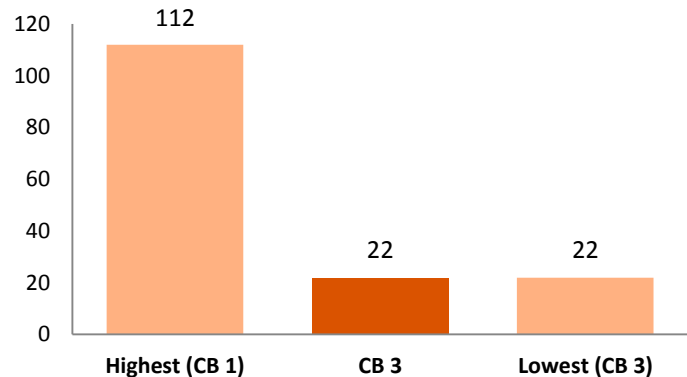
2018 Intimate Partner Domestic Incident Reports (DIRs) in Staten Island



*This percentage excludes reports with missing relationship field.

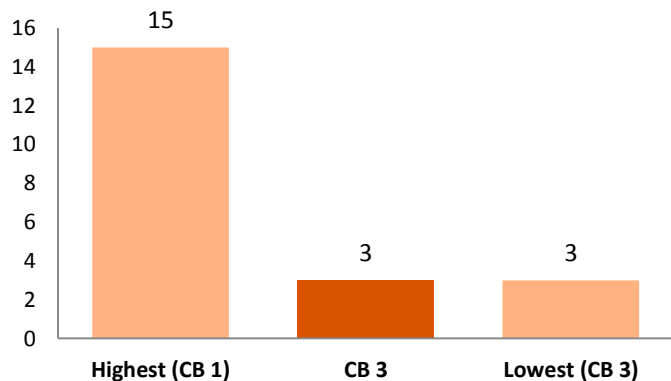
2 In 2018, there were **22 intimate partner felony assaults**, comprising **59%** of the neighborhood's domestic violence felony assaults.

2018 Intimate Partner Felony Assaults in Staten Island



3 In 2018, there were **3 intimate partner rapes**, comprising **75%** of the neighborhood's domestic violence rapes.

2018 Intimate Partner Rapes in Staten Island



Appendix:

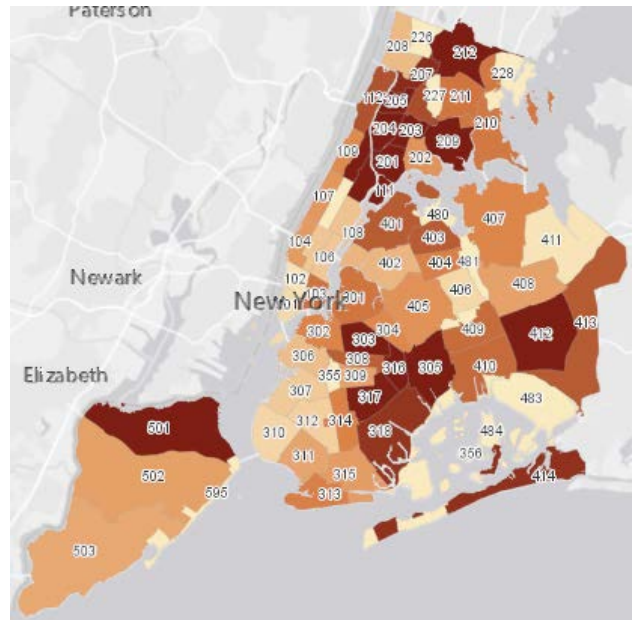
2018 Intimate Partner Domestic Incident Reports, Domestic Violence Felony Assault Offenses, and Domestic Violence Rape Offenses by Community Board District					
Community Board (CB) District	Intimate Partner Domestic Incident Reports	Intimate Partner Felony Assault Offenses	Total Domestic Violence-related Felony Assault Offenses	Intimate Partner Rape Offenses	Total Domestic Violence-related Rape Offenses
Bronx					
1	3,099	167	268	7	16
2	1,395	75	107	7	13
3	2,985	146	230	8	11
4	2,975	139	221	9	20
5	3,249	165	254	7	12
6	2,179	100	166	4	12
7	2,547	169	234	3	9
8	974	36	66	3	5
9	3,689	211	325	10	16
10	1,704	74	126	4	7
11	1,731	91	149	6	10
12	3,203	219	356	11	18
Parks, airports, etc.	20	1	1	0	0
CB unknown	12	0	0	0	0
Total	29,762	1,593	2,503	79	149
Brooklyn					
1	1,737	74	129	6	10
2	1,580	46	83	2	12
3	3,030	130	244	11	16
4	1,532	79	134	6	14
5	4,307	289	429	17	30
6	926	34	69	3	7
7	791	45	74	9	18
8	1,986	76	128	8	12
9	1,253	71	120	2	2
10	660	49	66	2	4
11	1,194	52	76	6	10
12	729	23	50	4	6
13	1,627	64	110	6	9
14	1,598	61	96	6	10
15	1,303	55	86	5	6
16	3,141	148	236	9	19
17	2,684	161	271	8	17
18	2,446	97	183	4	9
Parks, airports, etc.	26	3	4	1	1
CB unknown	10	0	0	0	0
Total	32,560	1,557	2,588	115	212

Manhattan					
1	623	16	18	0	0
2	492	15	19	0	0
3	1,760	72	123	15	18
4	1,317	51	58	8	10
5	825	29	38	4	5
6	813	21	32	2	2
7	1,363	45	71	5	7
8	862	42	54	0	1
9	1,502	65	103	6	7
10	3,032	120	191	10	13
11	3,056	141	219	8	16
12	2,120	109	164	14	23
Parks, airports, etc.	10	0	0	0	0
CB unknown	8	0	0	0	0
Total	17,783	726	1,090	72	102
Queens					
1	2,019	83	141	11	15
2	1,029	34	46	3	5
3	2,014	111	179	16	26
4	1,612	101	136	12	22
5	1,420	57	95	3	10
6	636	15	24	5	7
7	1,557	41	80	6	7
8	1,245	36	68	9	13
9	1,837	48	85	7	9
10	1,858	71	116	10	11
11	500	21	36	1	3
12	4,269	234	414	16	27
13	2,027	120	215	7	7
14	2,490	133	219	9	17
Parks, airports, etc.	14	0	2	0	0
CB unknown	50	0	0	0	0
Total	24,577	1,105	1,856	115	179
Staten Island					
1	4,206	112	173	15	27
2	1,265	27	50	5	6
3	1,169	22	37	3	4
Parks, airports, etc.	7	0	0	0	0
CB unknown	1	0	0	0	0
Total	6,648	161	260	23	37
CITYWIDE					
Total	111,330	5,142	8,297	404	679

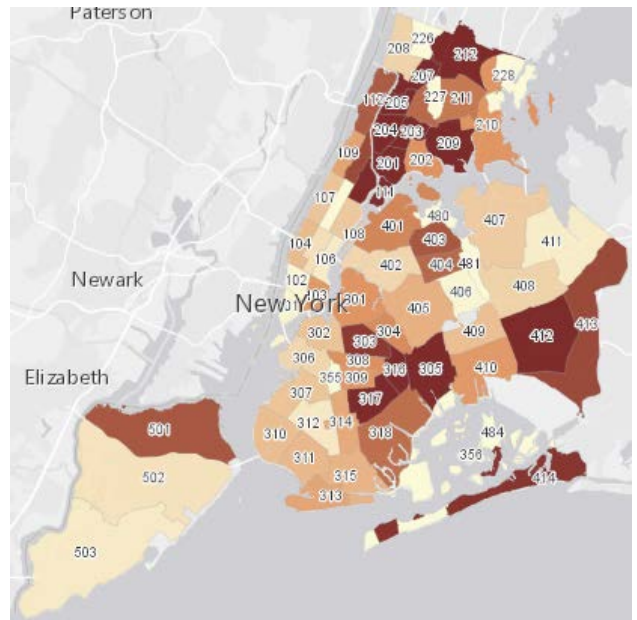
Parks, airports, etc. = public parks, waterways, major governmental installations, and similar land uses which are not located within bounding community districts, indicated by the NYC Department of City Planning as Joint Interest Areas

Maps

Map of 2018 Intimate Partner Domestic Incident Reports (DIRs) by Community Board District



Map of 2018 Intimate Partner Felony Assaults by Community Board District



Map of 2018 Intimate Partner Rapes by Community Board District

