

DAILY REPORT

2/18/2021

(Data from Wednesday, February 17, 2021)

Code Blue

SINGLE ADULTS	
Drop-in Center Clients Served	452
Drop-in Center Overnight Census	195
Faith Bed Census	46
Outreach Contacts	332
Outreach Placements	24
Safe Haven Utilization	1100
Veterans In Short-term Housing	230
Criminal Justice Short-term Housing	107

FAMILY INTAKE	
Families Requesting Temporary Housing at PATH	82
Adult Families Requesting Temporary Housing at AFIC	22
Families Placed in Overnight Accommodations	0
Families w/children at PATH Overnight (pre 10PM)	0

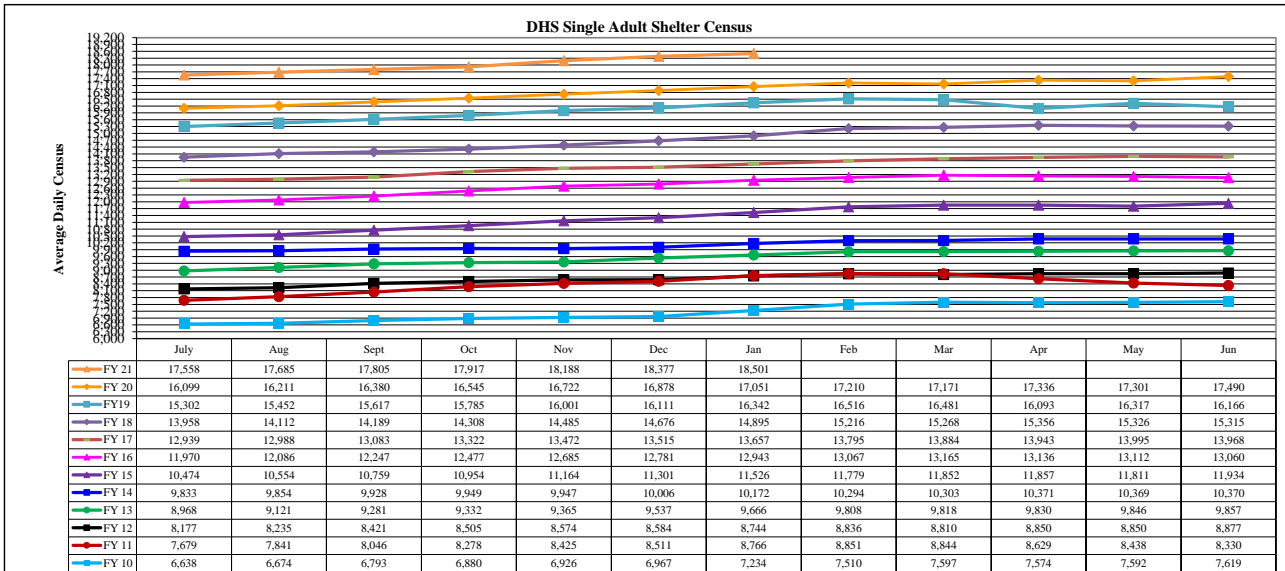
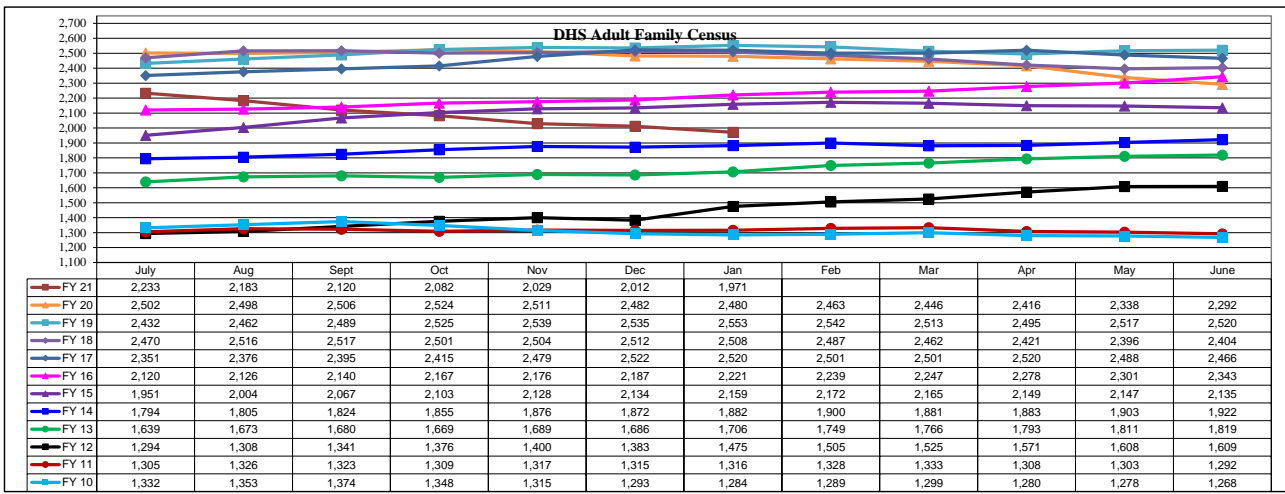
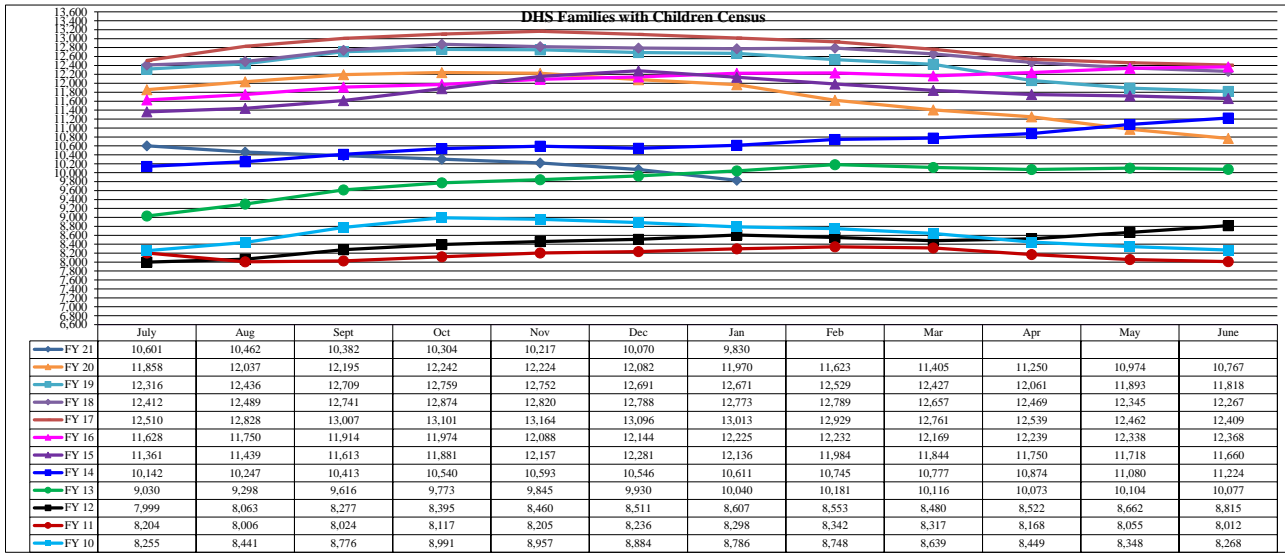
TOTAL SHELTER CENSUS	
Adults	35,248
Children	16,933
Total Individuals	52,181

SINGLE ADULTS	
Men	13,793
Women	4,588
Total Single Adults	18,381

FAMILIES WITH CHILDREN	
Families	9,689
Adults	12,800
Children	16,933
Individuals	29,733

ADULT FAMILIES CENSUS	
Families	1,925
Individuals (Adults)	4,067

x



*Due to data conversion the average monthly census for December 2011 and January 2012 for Families with Children and Adult Families is based upon data for a partial month.