

DAILY REPORT

10/20/2020

(Data from Monday, October 19, 2020)

SINGLE ADULTS	
Drop-in Center Clients Served	487
Drop-in Center Overnight Census	177
Faith Bed Census	48
Outreach Contacts	138
Outreach Placements	6
Safe Haven Utilization	1100
Veterans In Short-term Housing	236
Criminal Justice Short-term Housing	118

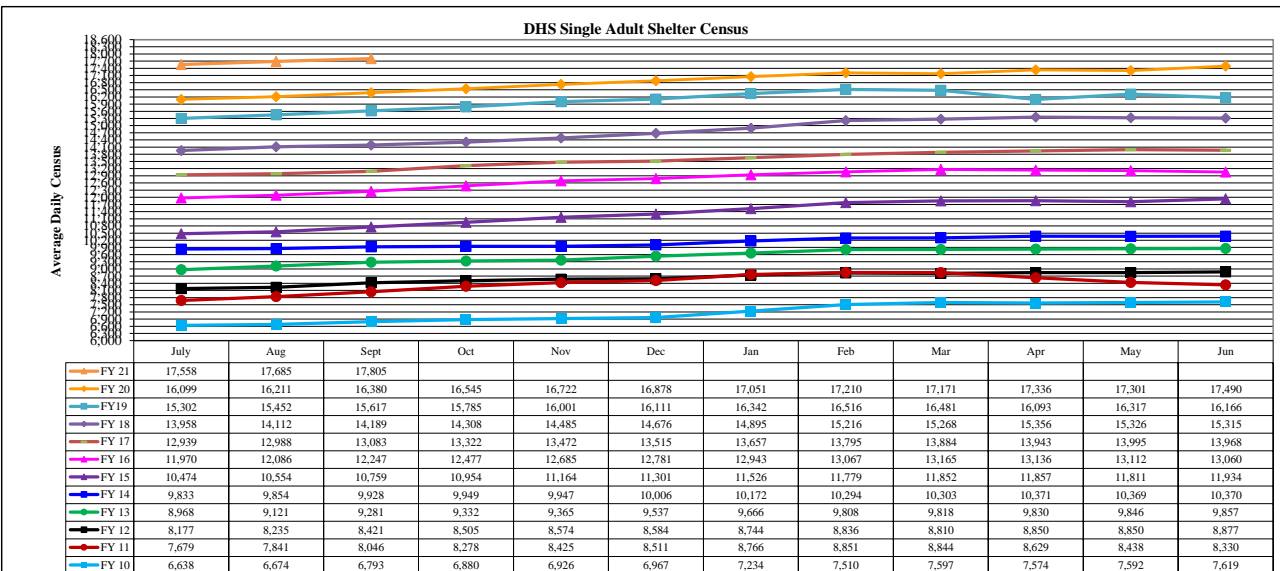
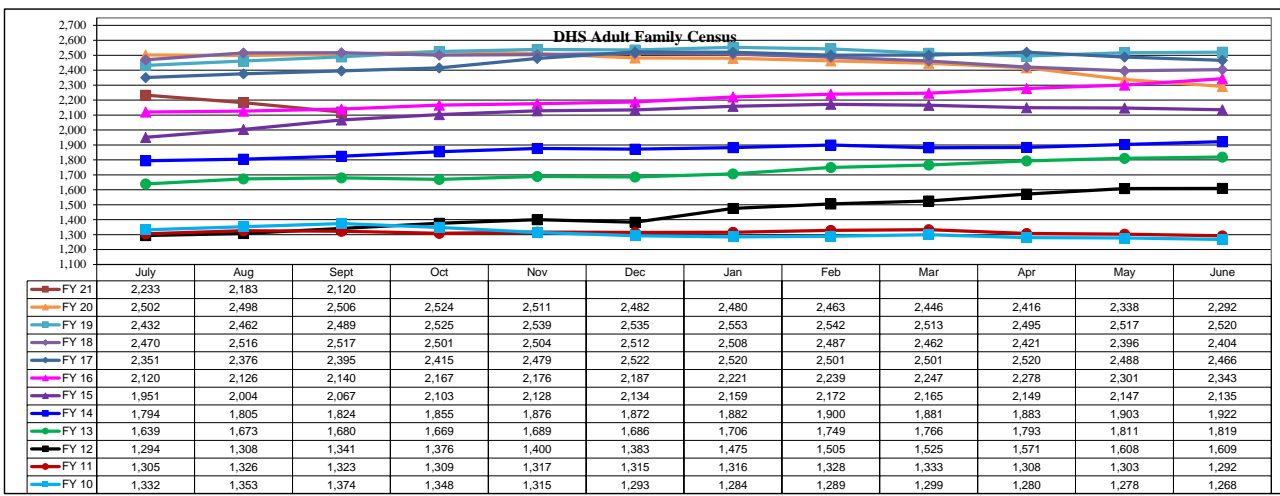
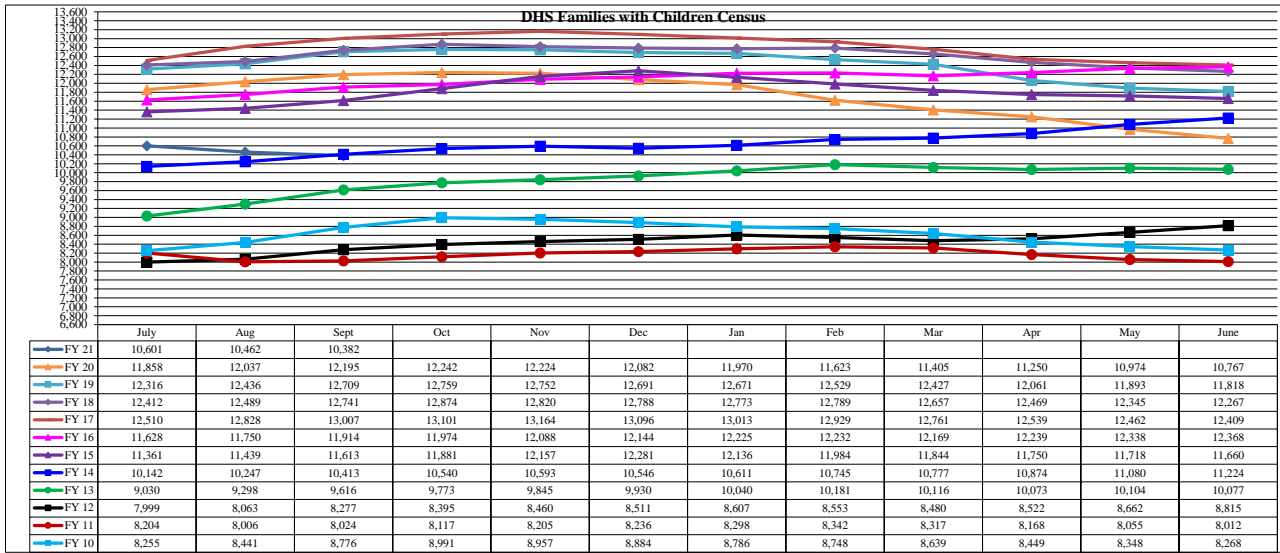
FAMILY INTAKE	
Families Requesting Temporary Housing at PATH	150
Adult Families Requesting Temporary Housing at AFIC	11
Families Placed in Overnight Accommodations	0
Families w/children at PATH Overnight (pre 10PM)	0

TOTAL SHELTER CENSUS	
Adults	35,959
Children	18,256
Total Individuals	54,215

SINGLE ADULTS	
Men	13,404
Women	4,531
Total Single Adults	17,935

FAMILIES WITH CHILDREN CENSUS	
Families	10,306
Adults	13,620
Children	18,256
Individuals	31,876

ADULT FAMILIES CENSUS	
Families	2,084
Individuals (Adults)	4,404



*Due to data conversion the average monthly census for December 2011 and January 2012 for Families with Children and Adult Families is based upon data for a partial month.