

DAILY REPORT

8/17/2022

(Data from Tuesday, August 16, 2022)

SINGLE ADULTS	
Drop-in Center Clients Served	477
Drop-in Center Overnight Census	123
Faith Bed Census	18
Outreach Contacts	337
Outreach Placements	19
Safe Haven Utilization	1506
Veterans In Short-term Housing	193
Criminal Justice Short-term Housing	0

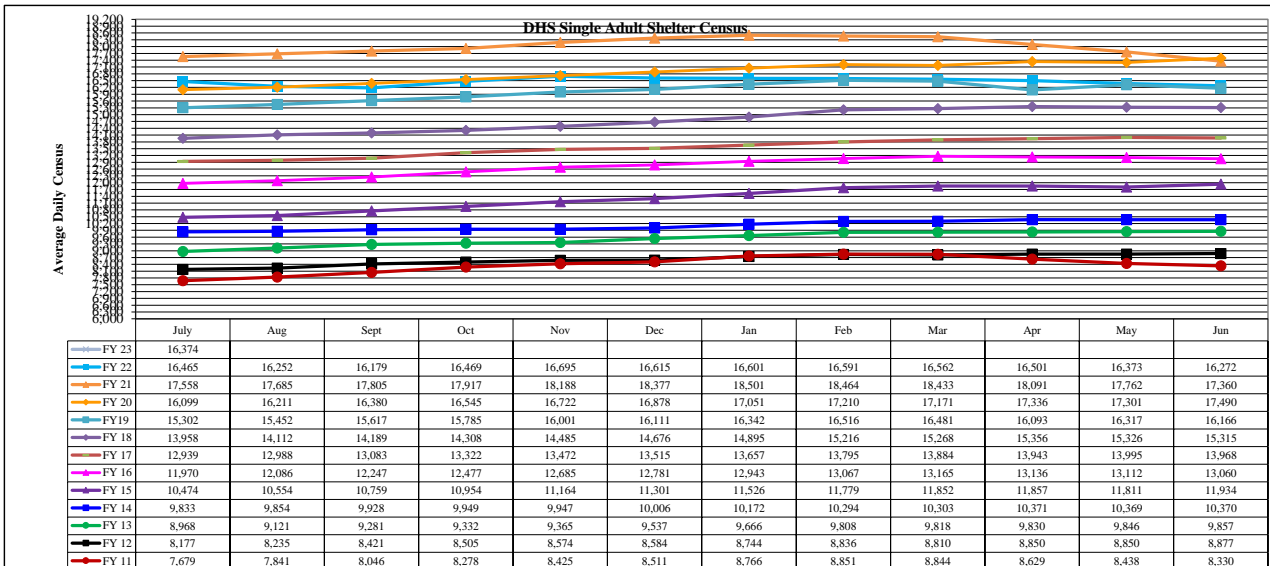
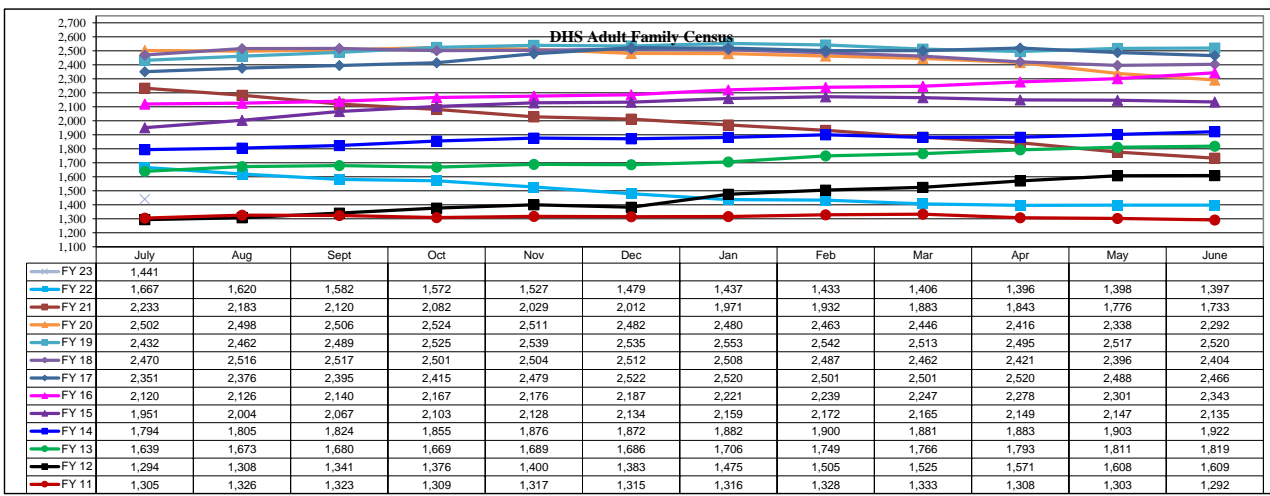
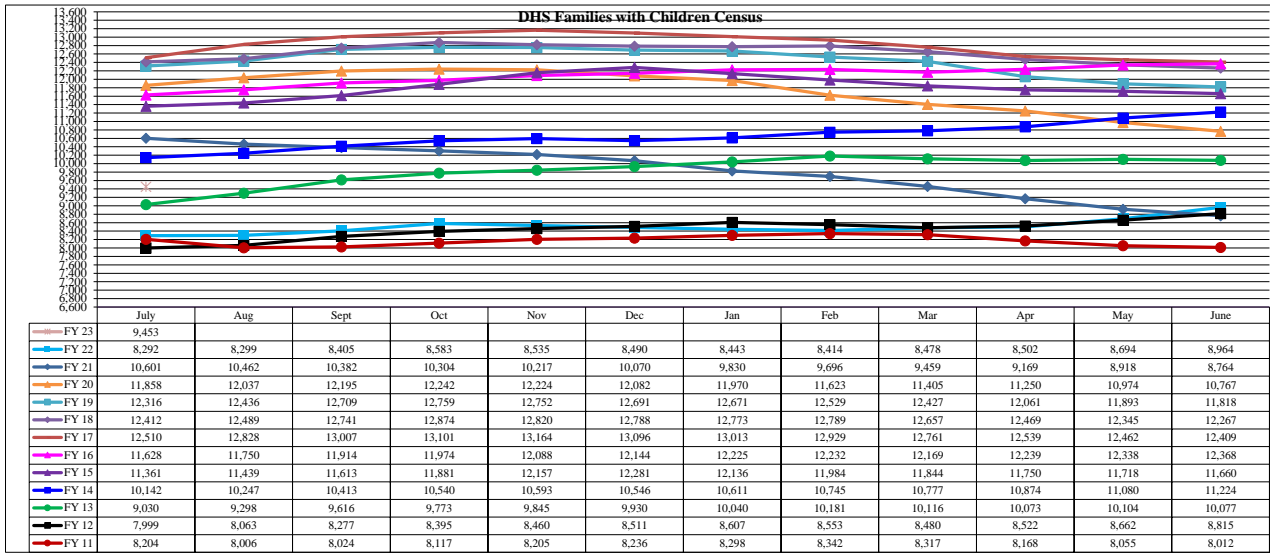
FAMILY INTAKE	
Families Requesting Temporary Housing at PATH	128
Adult Families Requesting Temporary Housing at AFIC	25
Families Placed in Overnight Accommodations	0
Families w/children at PATH Overnight (pre 10PM)	0

TOTAL SHELTER CENSUS	
Adults	34,128
Children	17,120
Total Individuals	51,248

SINGLE ADULTS	
Men	12,823
Women	4,123
Total Single Adults	16,946

FAMILIES WITH CHILDREN	
Families	10,064
Adults	14,031
Children	17,120
Individuals	31,151

ADULT FAMILIES CENSUS	
Families	1,498
Individuals (Adults)	3,151



*Due to data conversion the average monthly census for December 2011 and January 2012 for Families with Children and Adult Families is based upon data for a partial month.