

DAILY REPORT

7/16/2020

(Data from Wednesday, July 15, 2020)

SINGLE ADULTS	
Drop-in Center Clients Served	410
Drop-in Center Overnight Census	126
Faith Bed Census	50
Outreach Contacts	328
Outreach Placements	22
Safe Haven Utilization	1095
Veterans In Short-term Housing	239
Criminal Justice Short-term Housing	127

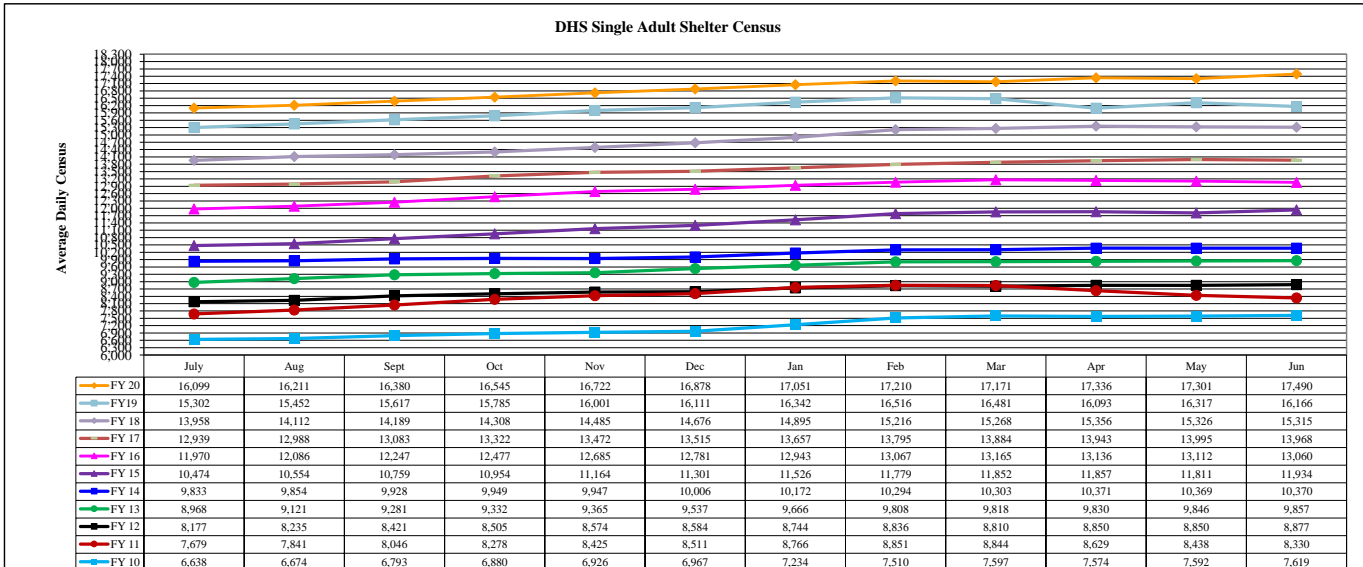
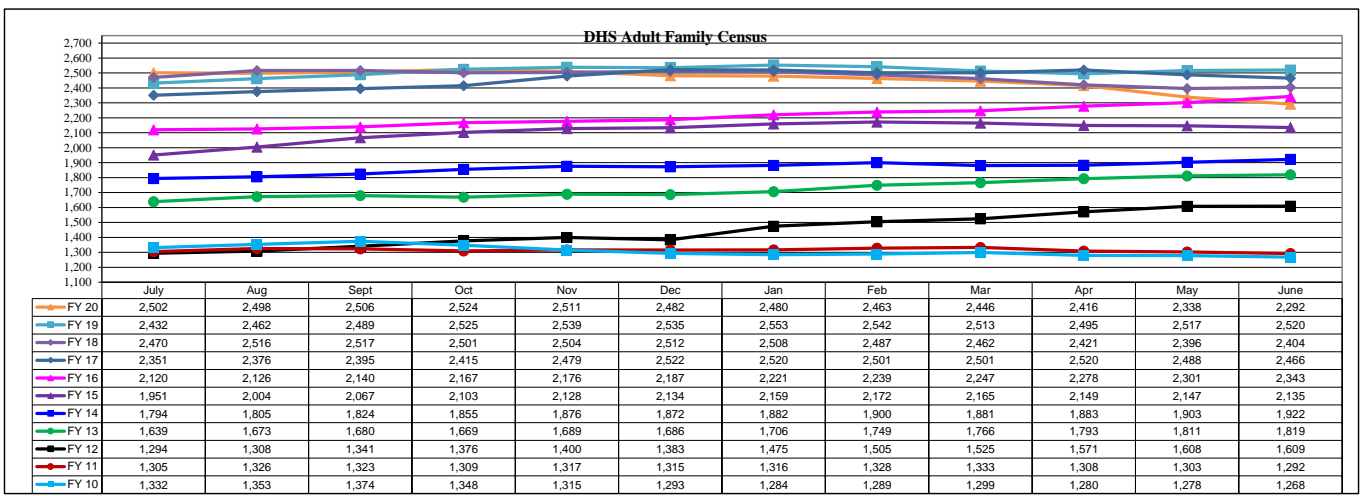
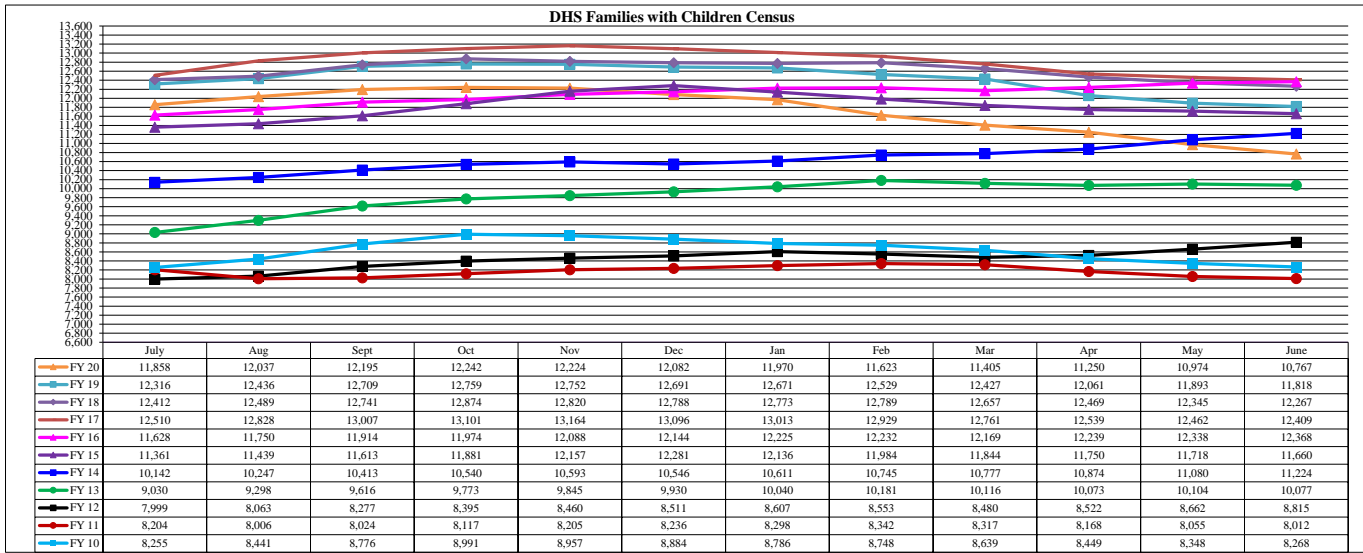
FAMILY INTAKE	
Families Requesting Temporary Housing at PATH	70
Adult Families Requesting Temporary Housing at AFIC	18
Families Placed in Overnight Accommodations	0
Families w/children at PATH Overnight (pre 10PM)	0

TOTAL SHELTER CENSUS	
Adults	36,333
Children	18,918
Total Individuals	55,251

SINGLE ADULT SHELTER CENSUS	
Men	12,933
Women	4,481
Total Single Adults	17,414

FAMILIES WITH CHILDREN CENSUS	
Families	10,638
Adults	14,195
Children	18,918
Individuals	33,113

ADULT FAMILIES CENSUS	
Families	2,234
Individuals (Adults)	4,724



*Due to data conversion the average monthly census for December 2011 and January 2012 for Families with Children and Adult Families is based upon data for a partial month.