



NYC
Emergency
Management


READY
NEW YORK

**Be Ready.
Be Safe.**




**Be Ready.
Be Safe.**






**A ready New Yorker is what I'll be
In case there is an emergency.**



A radio is one thing I must get.
If it has batteries, I'll be all set.



If the power goes out, a flashlight is key
To helping everyone see safely.



**Food to eat can't be forgotten.
I'll pack things that won't go rotten.**




**Keep a Go Bag in a safe place.
It's wise to be ready—just in case!**

Name _____

Bright Idea


Color the ● spaces blue. Color the ○ spaces yellow.



Name _____

Help Dino Get to Radio!

Draw a path from Dino to Radio.




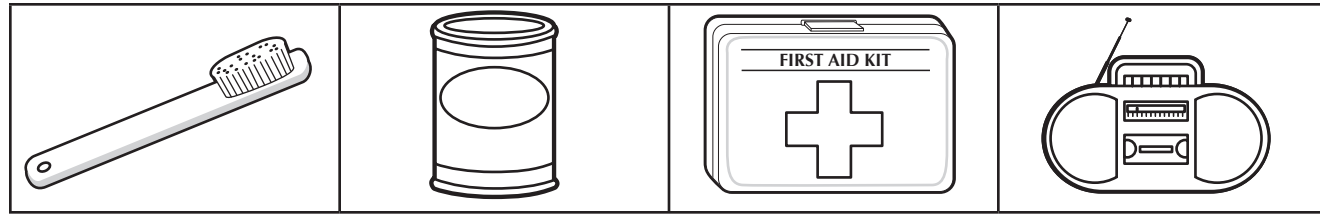

Dino needs to listen to updates, it's true.
That's how he'll know just what to do!

Name _____

Scrambled Supplies

Which supplies go together?



Draw a line from each picture in the top row to the matching picture in the bottom row.



Name _____

Smart Shopper


Help Dino shop. Circle five emergency supplies.




Name _____

What a Difference!

These pictures have five differences. Circle them on the top picture. Make an **X** on them on the bottom picture.





is a Ready New Yorker!

Signed _____ Date _____

