

**DAILY REPORT**

5/18/2023

(Data from Wednesday, May 17, 2023)

SINGLE ADULTS	
Drop-in Center Clients Served	529
Drop-in Center Overnight Census	190
Faith Bed Census	39
Outreach Contacts	335
Outreach Placements	60
Safe Haven Utilization	1515
Veterans In Short-term Housing	138
Criminal Justice Short-term Housing (Note: This count is also included in the <b>TOTAL SHELTER CENSUS</b> )	195

6 of 7 sites reporting  
 6 of 7 sites reporting  
 6 of 7 sites reporting

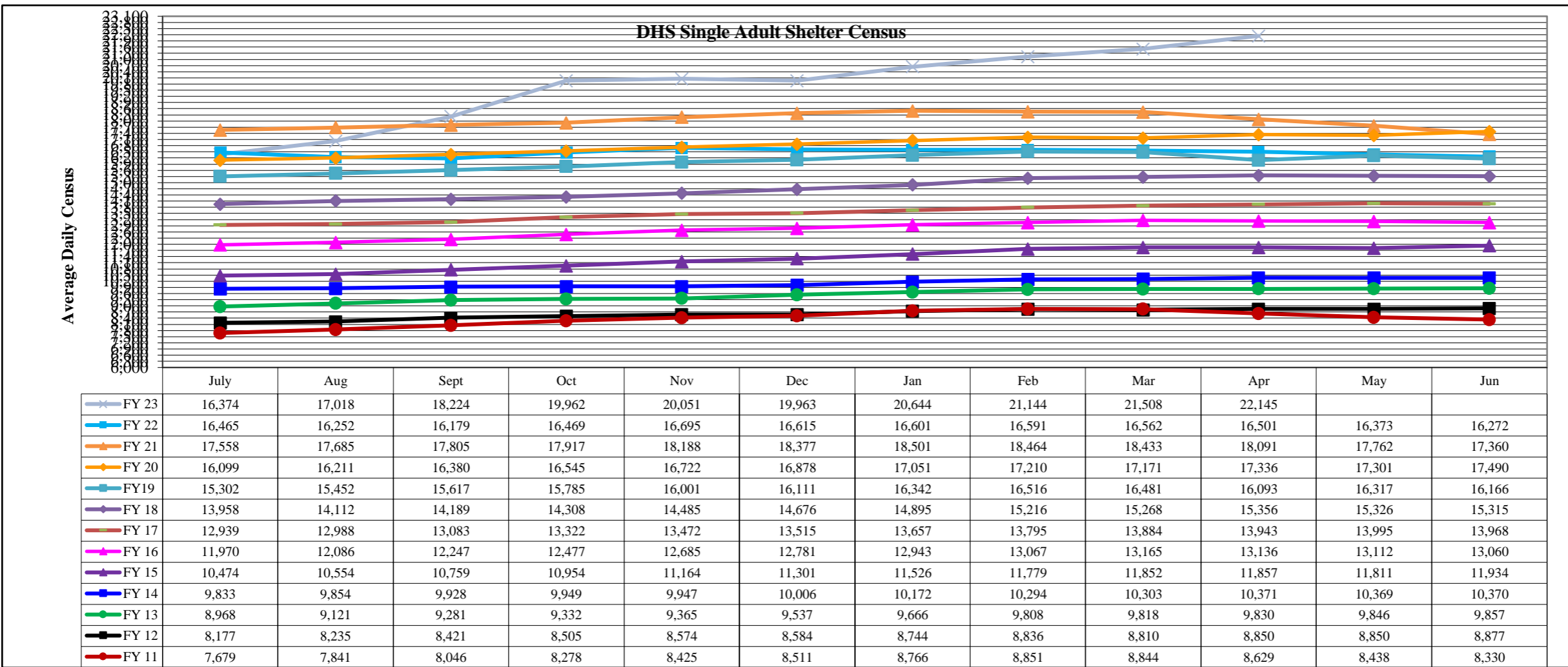
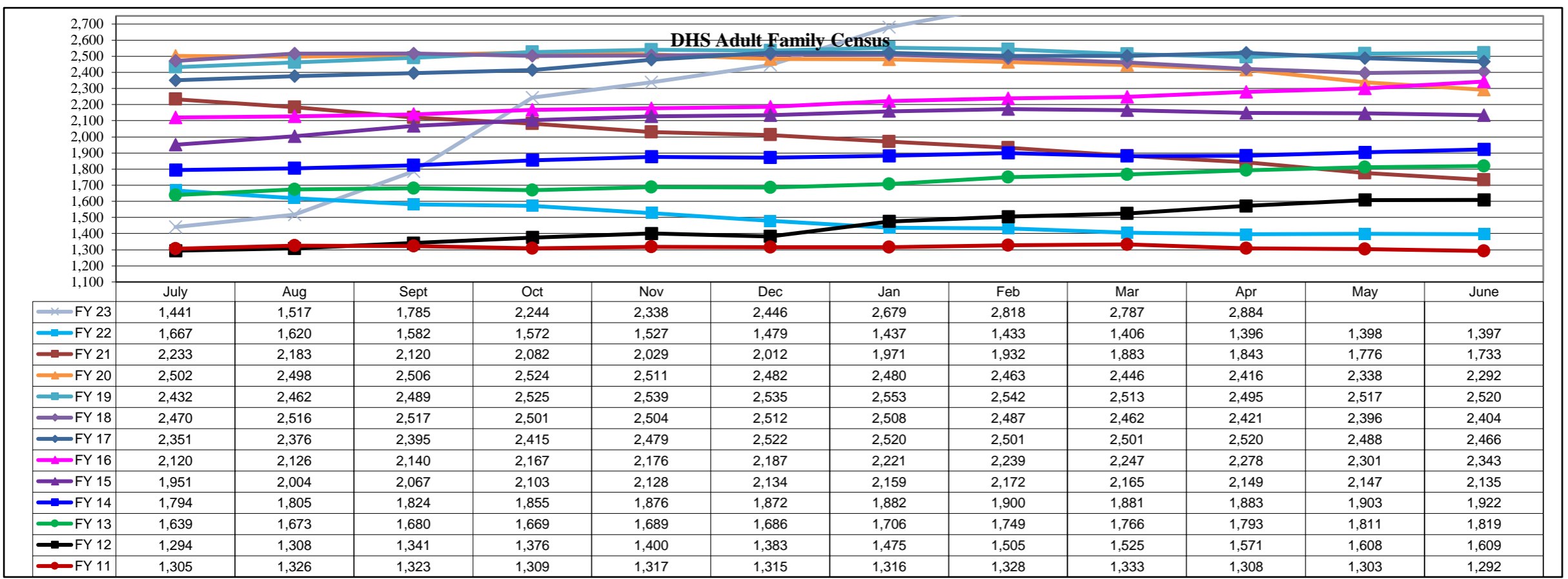
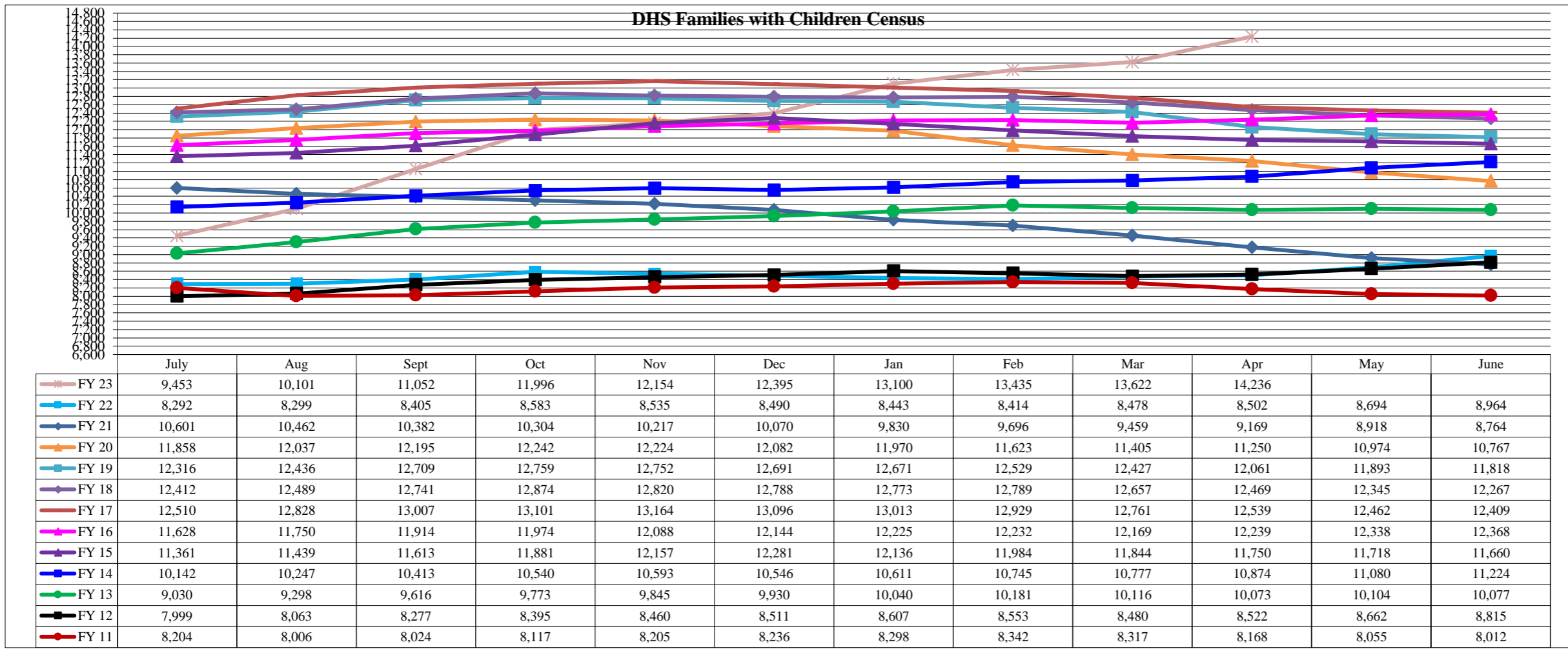
FAMILY INTAKE	
Families with Children Requesting Temporary Housing	245
Adult Families Requesting Temporary Housing	53
Families Placed in Overnight Accommodations	0
Families w/children at PATH Overnight (pre 10PM)	0

TOTAL SHELTER CENSUS	
Adults	54,132
Children	26,604
<b>Total Individuals</b>	<b>80,736</b>

SINGLE ADULTS	
Men	18,457
Women	4,637
<b>Total Single Adults</b>	<b>23,094</b>

FAMILIES WITH CHILDREN	
<b>Families</b>	15,648
Adults	24,588
Children	26,604
<b>Individuals</b>	<b>51,192</b>

ADULT FAMILIES CENSUS	
<b>Families</b>	3,047
<b>Individuals (Adults)</b>	<b>6,450</b>



\*Due to data conversion the average monthly census for December 2011 and January 2012 for Families with Children and Adult Families is based upon data for a partial month.