

**DAILY REPORT**

1/20/2023

(Data from Thursday, January 19, 2023)

SINGLE ADULTS	
Drop-in Center Clients Served	351
Drop-in Center Overnight Census	162
Faith Bed Census	6
Outreach Contacts	403
Outreach Placements	32
Safe Haven Utilization	1529
Veterans In Short-term Housing	221
Criminal Justice Short-term Housing (Note: This count is also included in the <b>TOTAL SHELTER CENSUS</b> )	145

4 of 5 sites reporting  
 4 of 5 sites reporting  
 4 of 5 sites reporting

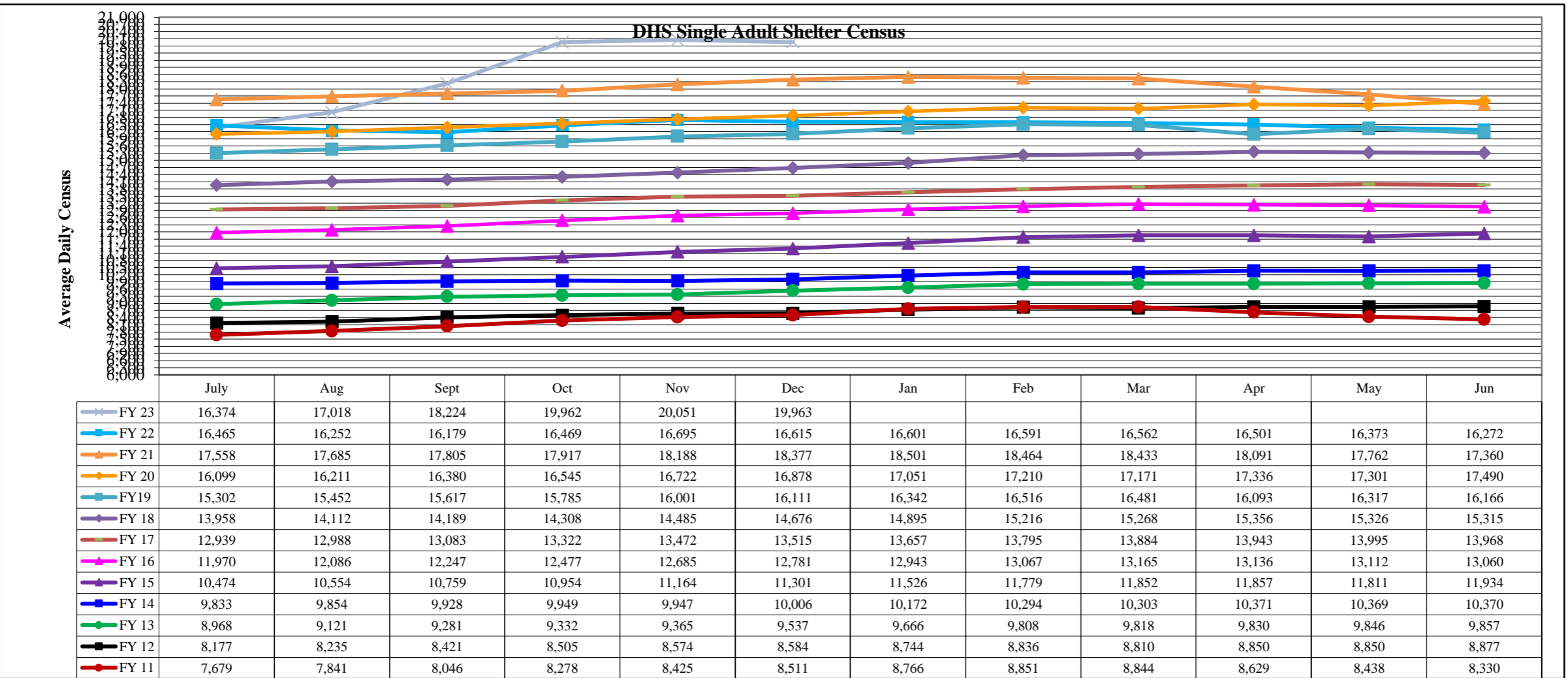
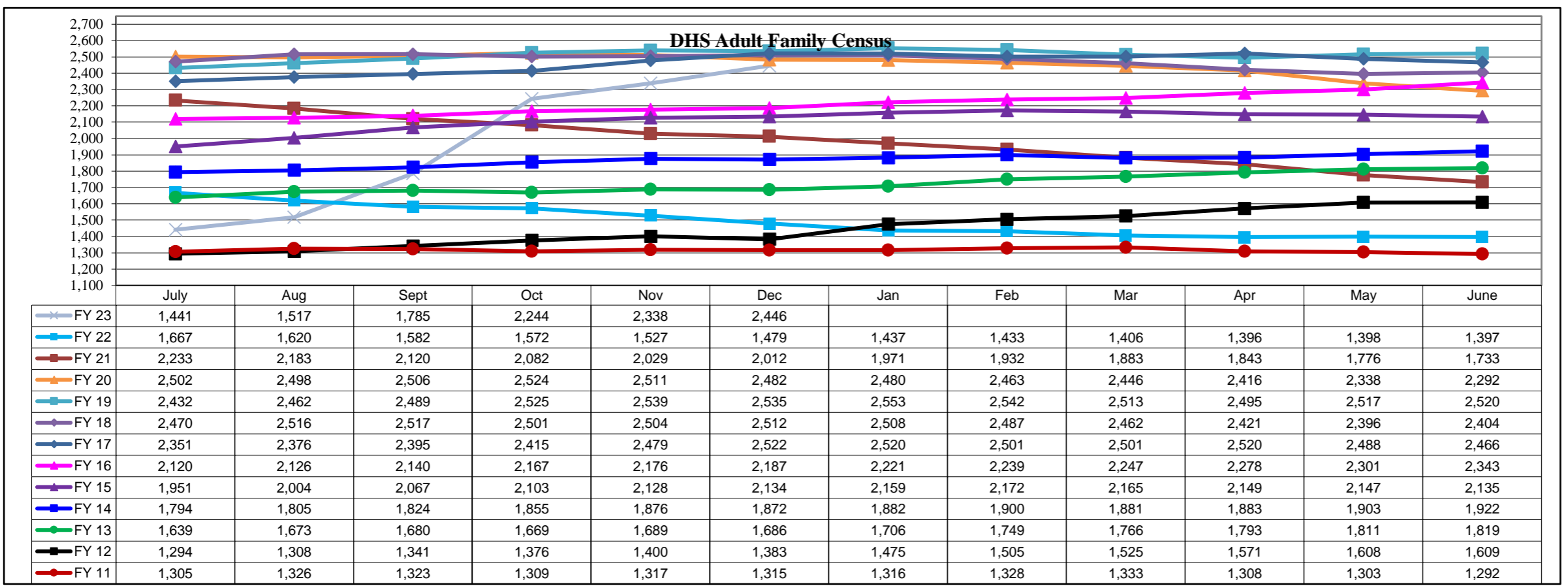
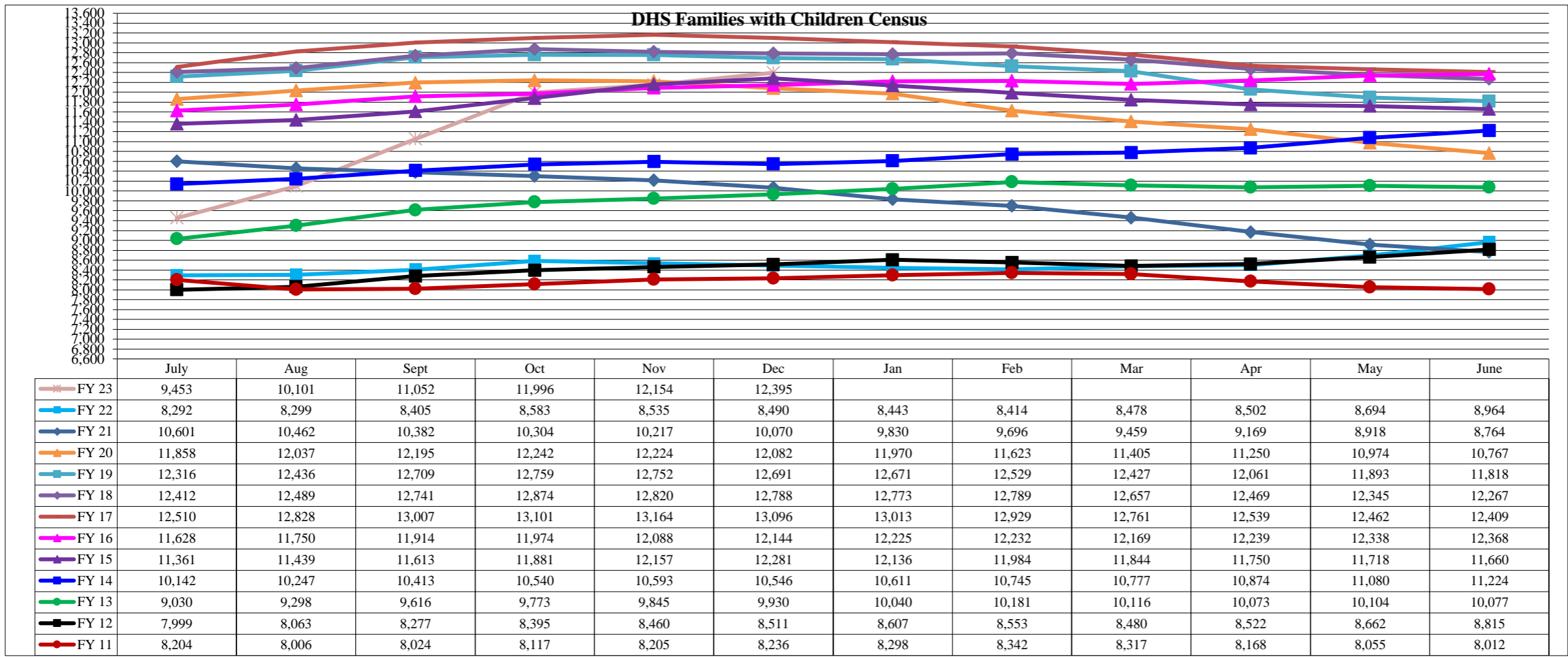
FAMILY INTAKE	
Families with Children Requesting Temporary Housing	130
Adult Families Requesting Temporary Housing	35
Families Placed in Overnight Accommodations	0
Families w/children at PATH Overnight (pre 10PM)	0

TOTAL SHELTER CENSUS	
Adults	46,696
Children	22,573
<b>Total Individuals</b>	<b>69,269</b>

SINGLE ADULTS	
Men	16,315
Women	4,512
<b>Total Single Adults</b>	<b>20,827</b>

FAMILIES WITH CHILDREN	
<b>Families</b>	13,167
Adults	20,130
Children	22,573
<b>Individuals</b>	<b>42,703</b>

ADULT FAMILIES CENSUS	
<b>Families</b>	2,702
<b>Individuals (Adults)</b>	<b>5,739</b>



\*Due to data conversion the average monthly census for December 2011 and January 2012 for Families with Children and Adult Families is based upon data for a partial month.