

DAILY REPORT

8/6/2021

(Data from Thursday, August 05, 2021)

SINGLE ADULTS	
Drop-in Center Clients Served	435
Drop-in Center Overnight Census	147
Faith Bed Census	30
Outreach Contacts	245
Outreach Placements	7
Safe Haven Utilization	1038
Veterans In Short-term Housing	149
Criminal Justice Short-term Housing	109

(5 of 6 sites reported)
 (5 of 6 sites reported)
 (5 of 6 sites reported)

FAMILY INTAKE	
Families Requesting Temporary Housing at PATH	102
Adult Families Requesting Temporary Housing at AFIC	18
Families Placed in Overnight Accommodations	0
Families w/children at PATH Overnight (pre 10PM)	0

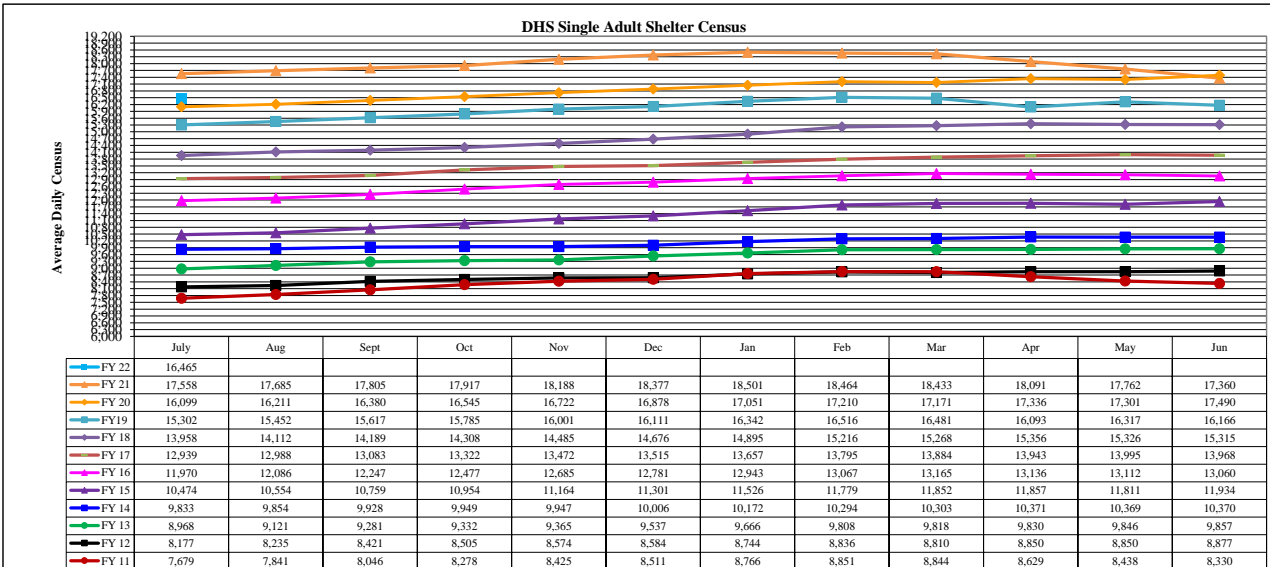
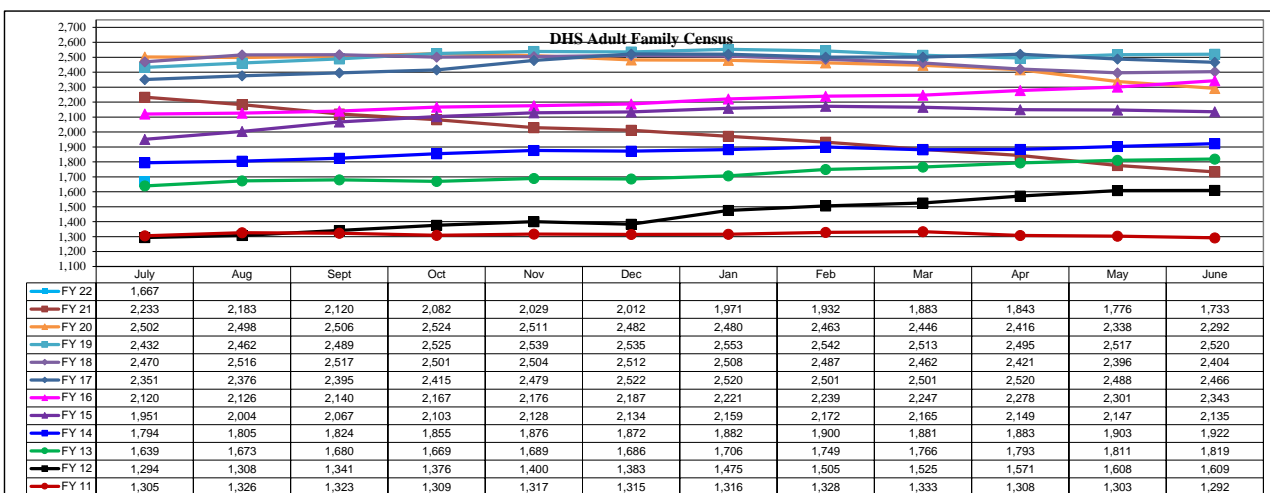
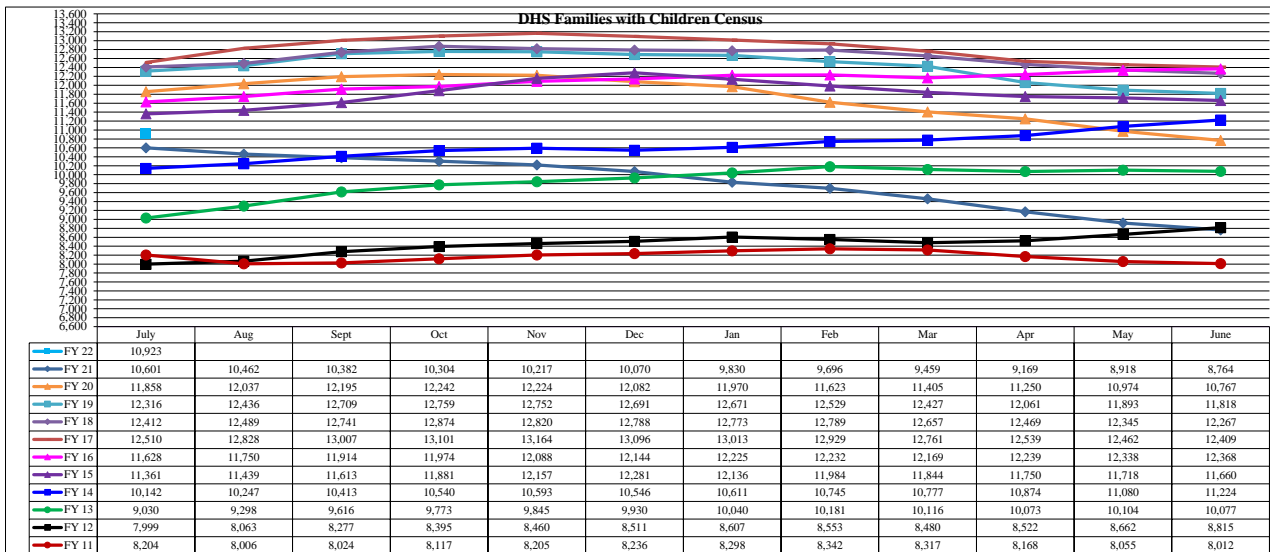
TOTAL SHELTER CENSUS	
Adults	30,606
Children	14,507
Total Individuals	45,113

SINGLE ADULTS	
Men	12,240
Women	4,005
Total Single Adults	16,245

FAMILIES WITH CHILDREN	
Families	8,309
Adults	10,935
Children	14,507
Individuals	25,442

ADULT FAMILIES CENSUS	
Families	1,633
Individuals (Adults)	3,426

x



*Due to data conversion the average monthly census for December 2011 and January 2012 for Families with Children and Adult Families is based upon data for a partial month.