

DAILY REPORT

7/23/2021

(Data from Thursday, July 22, 2021)

SINGLE ADULTS	
Drop-in Center Clients Served	255
Drop-in Center Overnight Census	109
Faith Bed Census	20
Outreach Contacts	290
Outreach Placements	10
Safe Haven Utilization	1018
Veterans In Short-term Housing	178
Criminal Justice Short-term Housing	109

(4 of 6 sites reported)
 (4 of 6 sites reported)
 (4 of 6 sites reported)

FAMILY INTAKE	
Families Requesting Temporary Housing at PATH	116
Adult Families Requesting Temporary Housing at AFIC	14
Families Placed in Overnight Accommodations	0
Families w/children at PATH Overnight (pre 10PM)	0

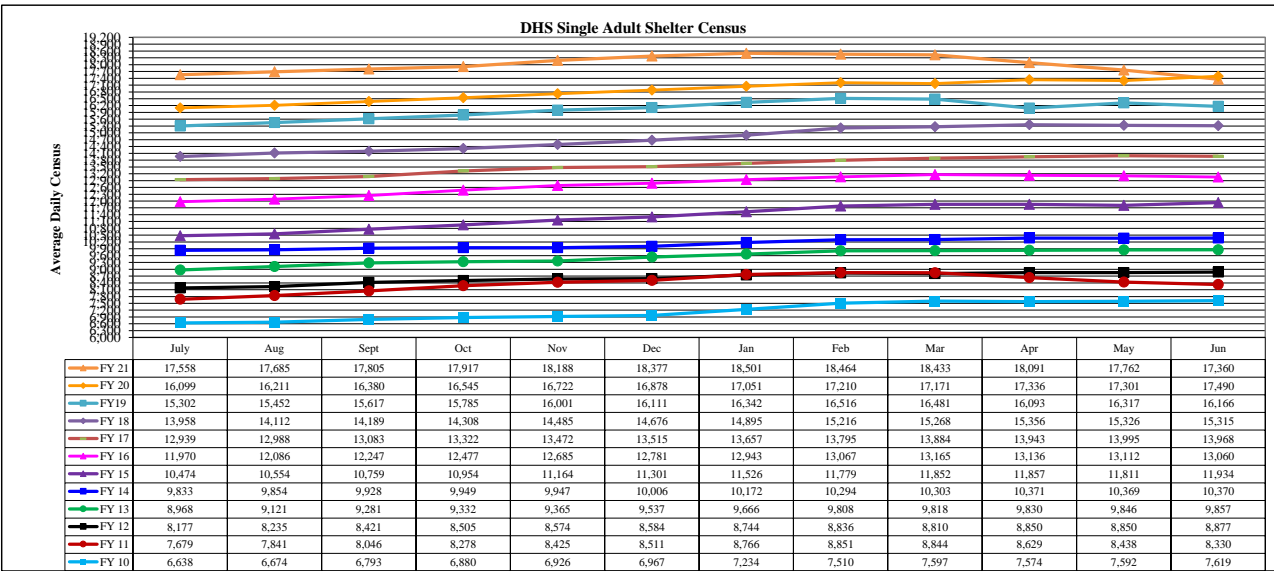
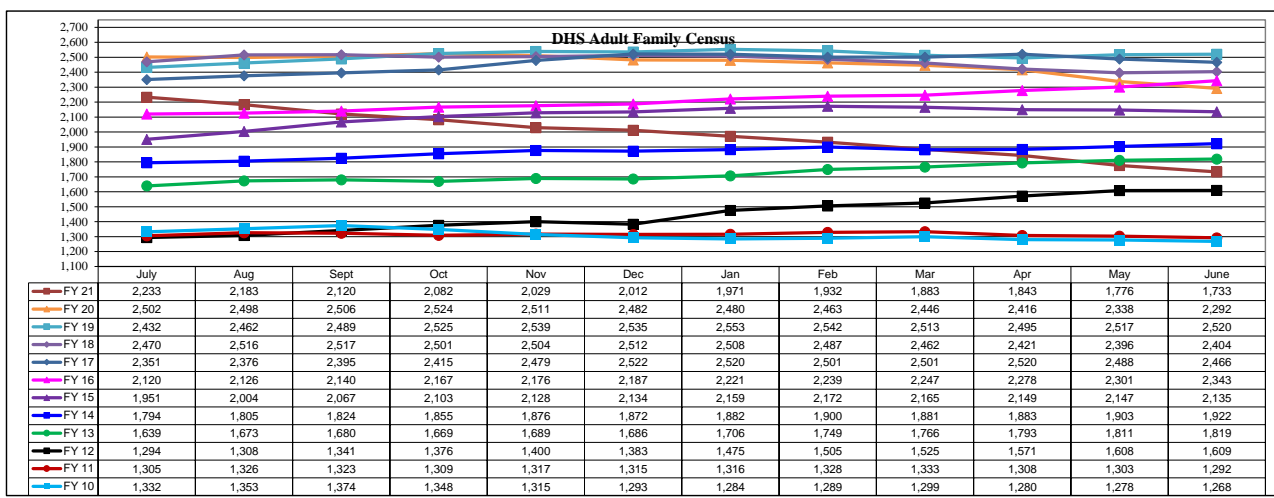
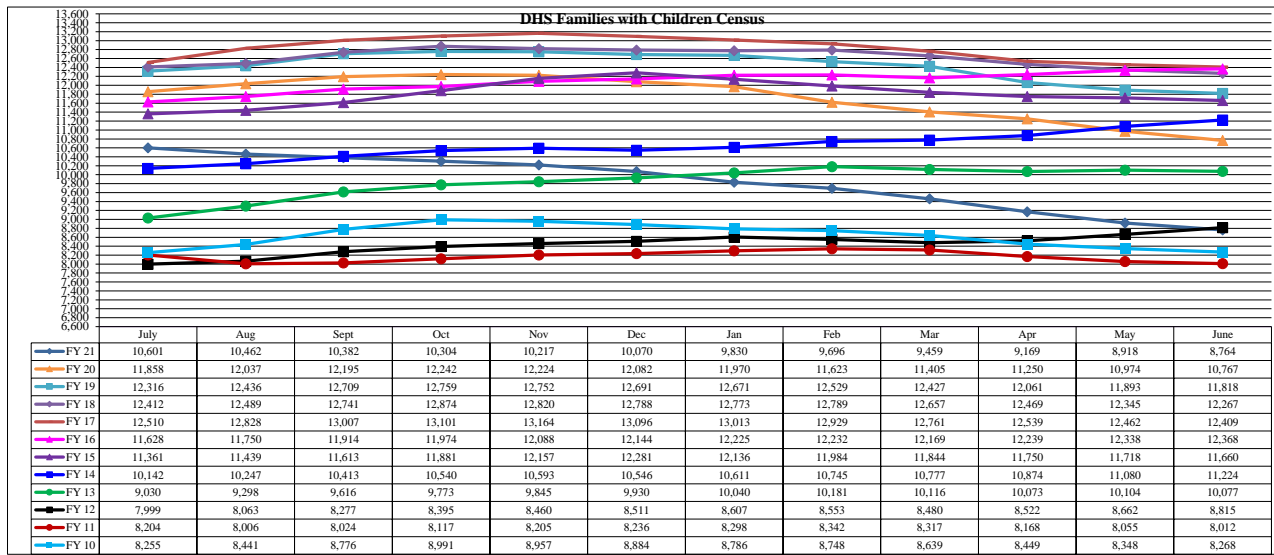
TOTAL SHELTER CENSUS	
Adults	30,776
Children	14,429
Total Individuals	45,205

SINGLE ADULTS	
Men	12,310
Women	4,092
Total Single Adults	16,402

FAMILIES WITH CHILDREN	
Families	8,260
Adults	10,895
Children	14,429
Individuals	25,324

ADULT FAMILIES CENSUS	
Families	1,654
Individuals (Adults)	3,479

x



*Due to data conversion the average monthly census for December 2011 and January 2012 for Families with Children and Adult Families is based upon data for a partial month.