

DAILY REPORT

2/9/2021

(Data from Monday, February 08, 2021)

SINGLE ADULTS		Incomplete (5/6)	FAMILY INTAKE		Code Blue
Drop-in Center Clients Served	486		Incomplete (5/6)	Families Requesting Temporary Housing at PATH	151
Drop-in Center Overnight Census	159	Incomplete (5/6)	Adult Families Requesting Temporary Housing at AFIC	7	
Faith Bed Census	52	Incomplete (5/6)	Families Placed in Overnight Accommodations	0	
Outreach Contacts	366		Families w/children at PATH Overnight (pre 10PM)	0	
Outreach Placements	23				
Safe Haven Utilization	1094				
Veterans In Short-term Housing	233				
Criminal Justice Short-term Housing	113				

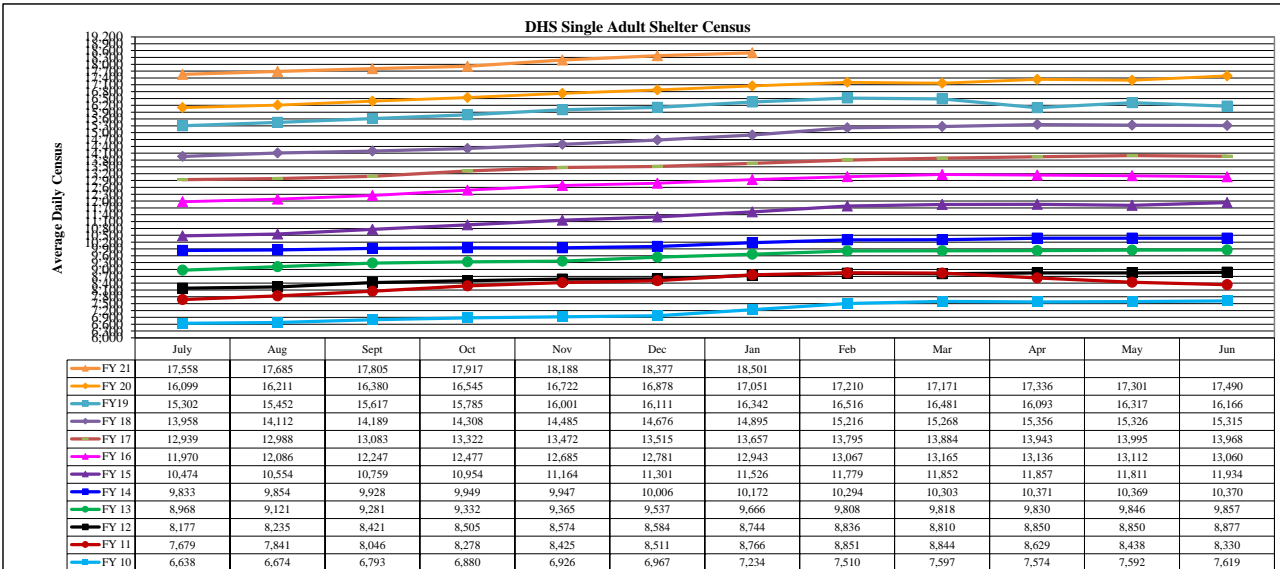
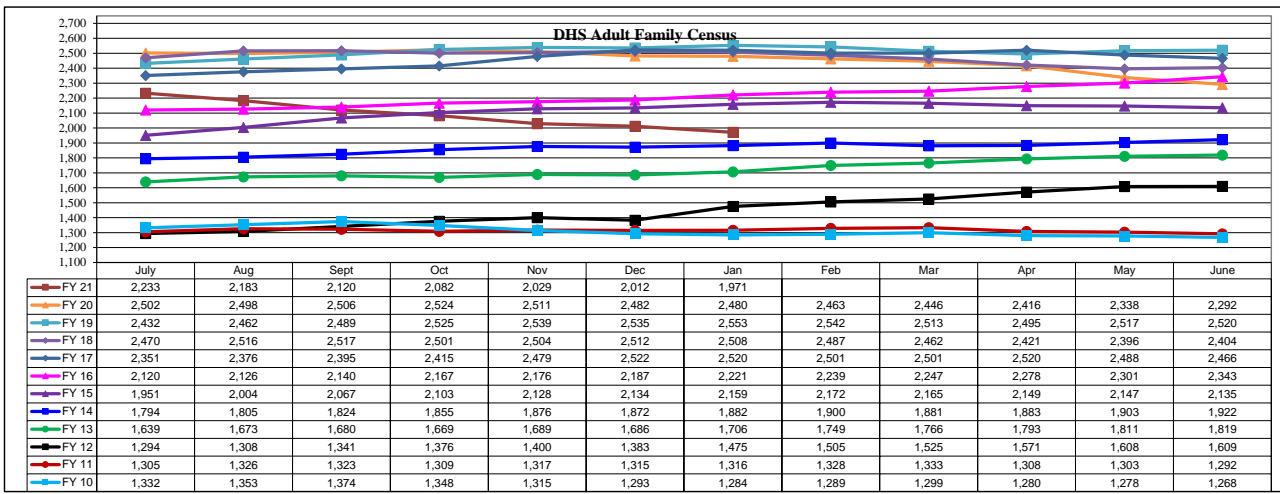
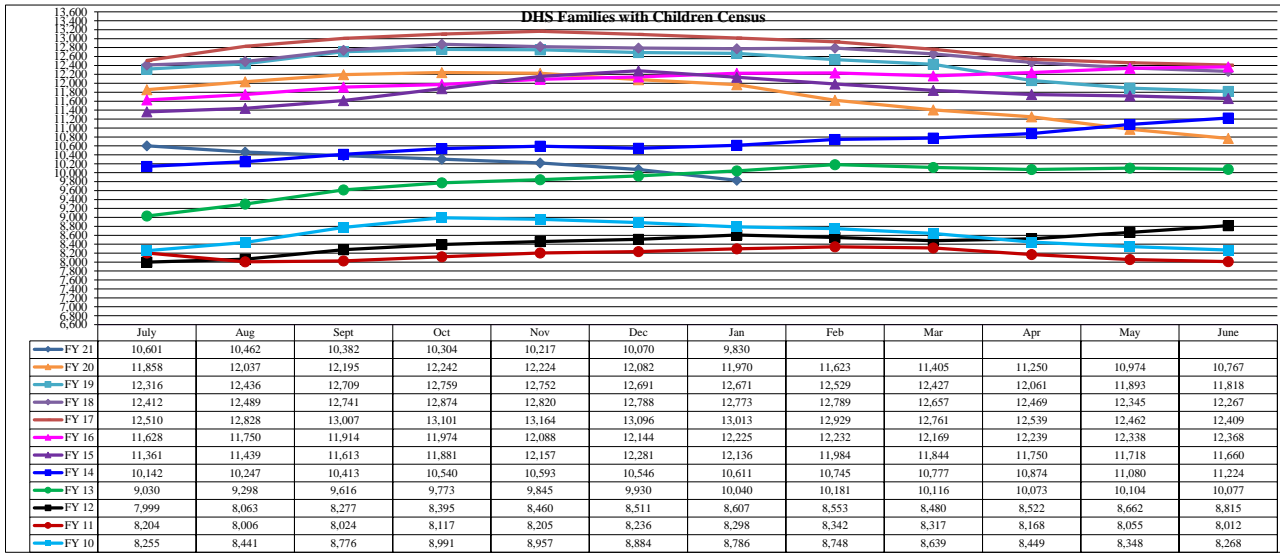
TOTAL SHELTER CENSUS	
Adults	35,425
Children	16,957
Total Individuals	52,382

SINGLE ADULTS	
Men	13,937
Women	4,604
Total Single Adults	18,541

FAMILIES WITH CHILDREN	
Families	9,695
Adults	12,778
Children	16,957
Individuals	29,735

ADULT FAMILIES CENSUS	
Families	1,944
Individuals (Adults)	4,106

x



*Due to data conversion the average monthly census for December 2011 and January 2012 for Families with Children and Adult Families is based upon data for a partial month.