

**DAILY REPORT**

11/26/2021

(Data from Thursday, November 25, 2021)

SINGLE ADULTS	
Drop-in Center Clients Served	273
Drop-in Center Overnight Census	102
Faith Bed Census	20
Outreach Contacts	140
Outreach Placements	7
Safe Haven Utilization	917
Veterans In Short-term Housing	164
Criminal Justice Short-term Housing	102

4 of 6 sites reporting  
 4 of 6 sites reporting  
 4 of 6 sites reporting

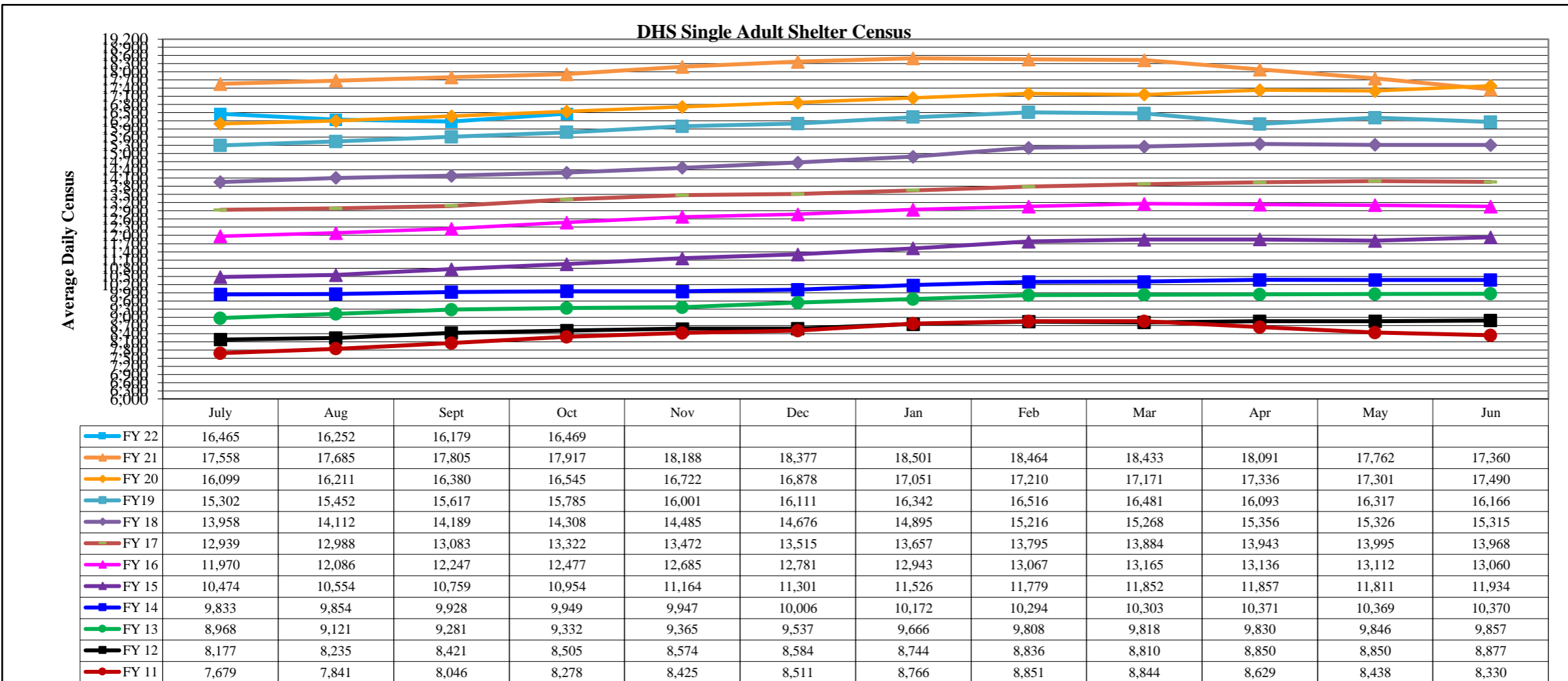
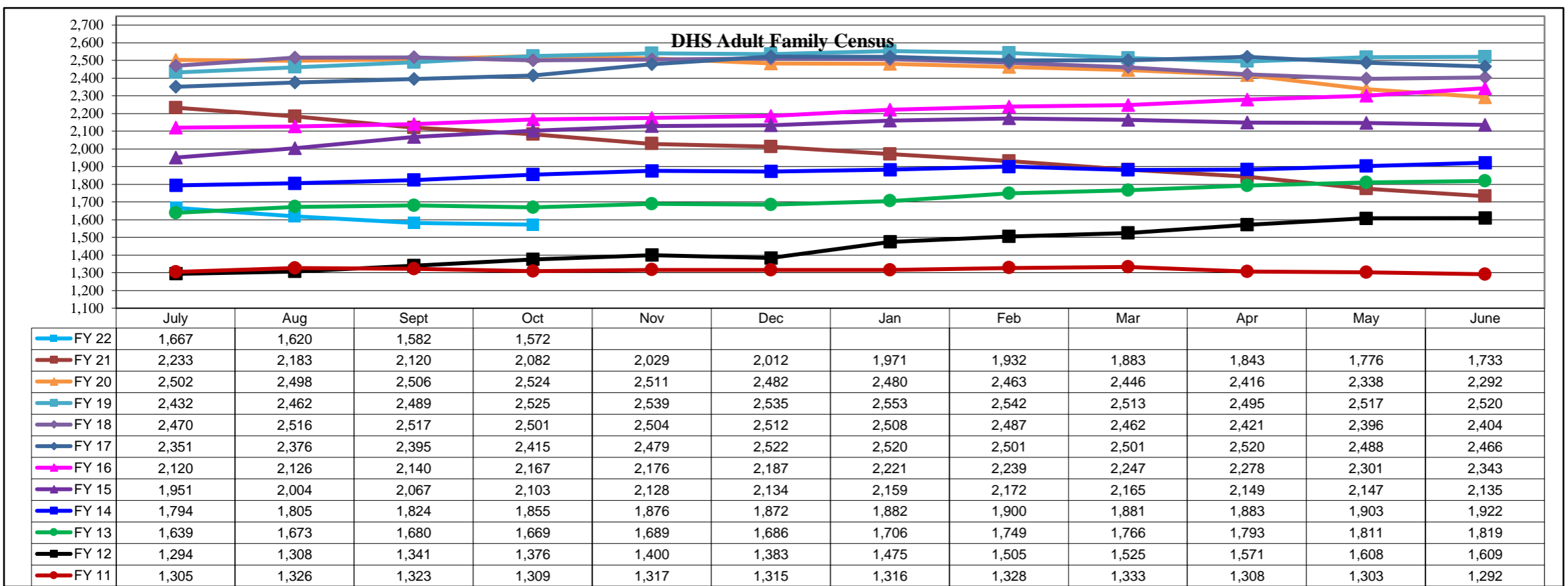
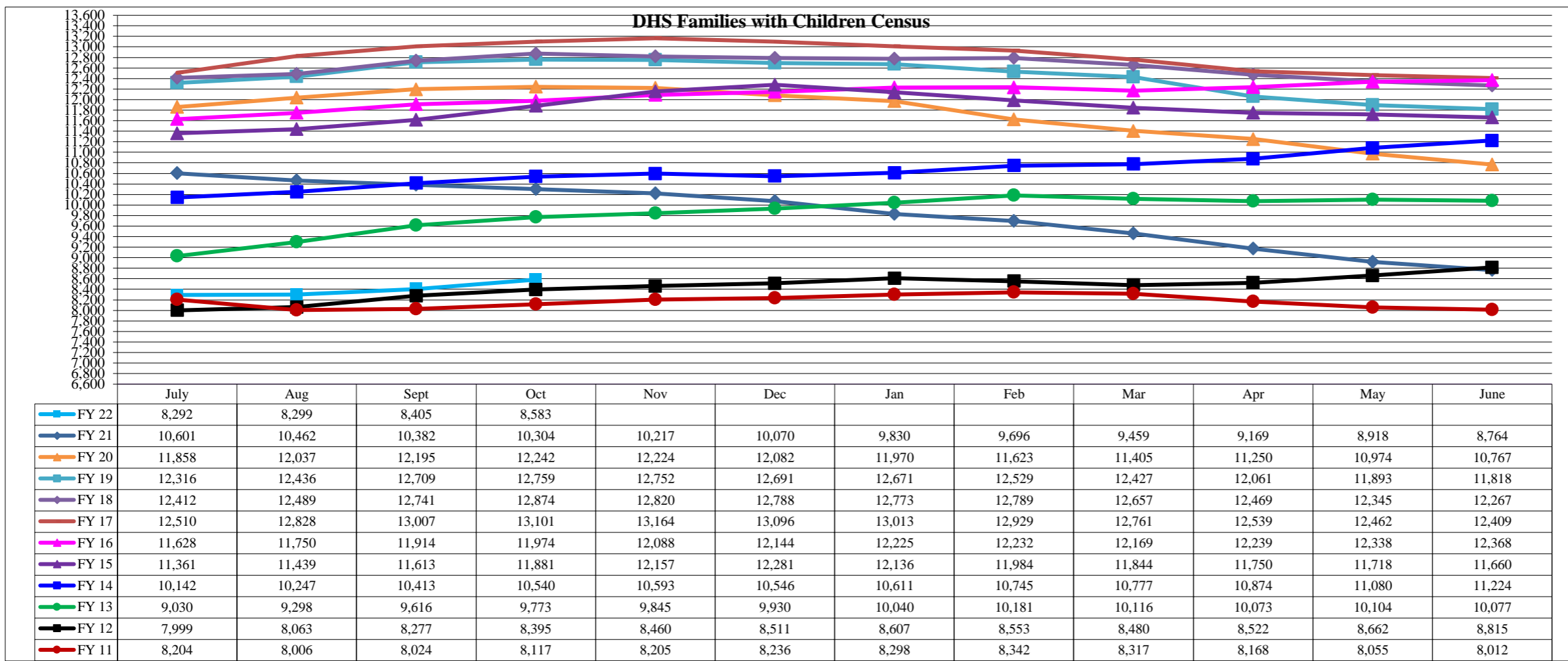
FAMILY INTAKE	
Families Requesting Temporary Housing at PATH	20
Adult Families Requesting Temporary Housing at AFIC	0
Families Placed in Overnight Accommodations	0
Families w/children at PATH Overnight (pre 10PM)	0

TOTAL SHELTER CENSUS	
Adults	30,946
Children	14,788
<b>Total Individuals</b>	<b>45,734</b>

SINGLE ADULTS	
Men	12,452
Women	4,105
<b>Total Single Adults</b>	<b>16,557</b>

FAMILIES WITH CHILDREN	
<b>Families</b>	<b>8,544</b>
Adults	11,222
Children	14,788
<b>Individuals</b>	<b>26,010</b>

ADULT FAMILIES CENSUS	
<b>Families</b>	<b>1,512</b>
<b>Individuals (Adults)</b>	<b>3,167</b>



\*Due to data conversion the average monthly census for December 2011 and January 2012 for Families with Children and Adult Families is based upon data for a partial month.