

DAILY REPORT

5/19/2020

(Data from Monday, May 18, 2020)

SINGLE ADULTS	
Drop-in Center Clients Served	496
Drop-in Center Overnight Census	158
Faith Bed Census	50
Outreach Contacts	297
Outreach Placements	50
Safe Haven Utilization	1099
Veterans In Short-term Housing	229
Criminal Justice Short-term Housing	125

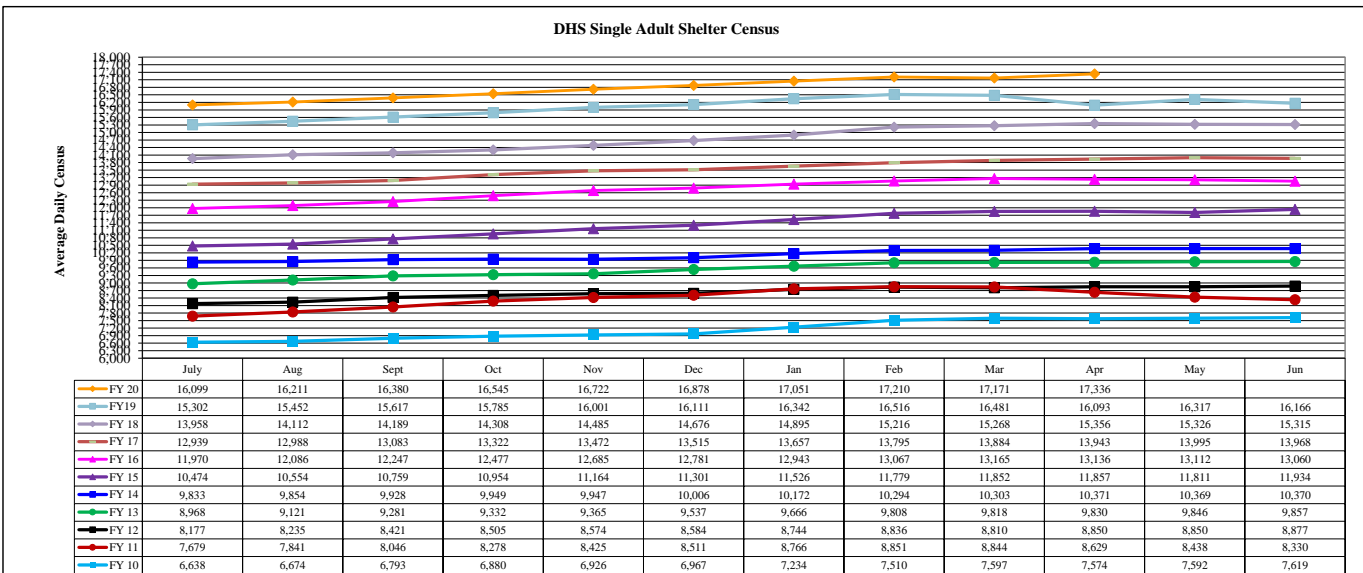
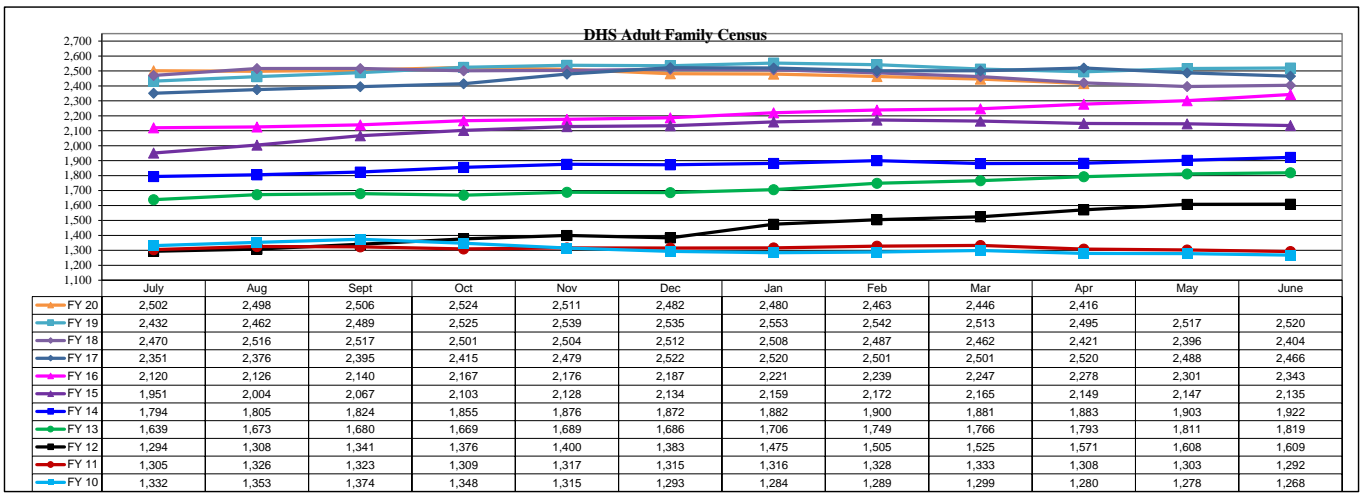
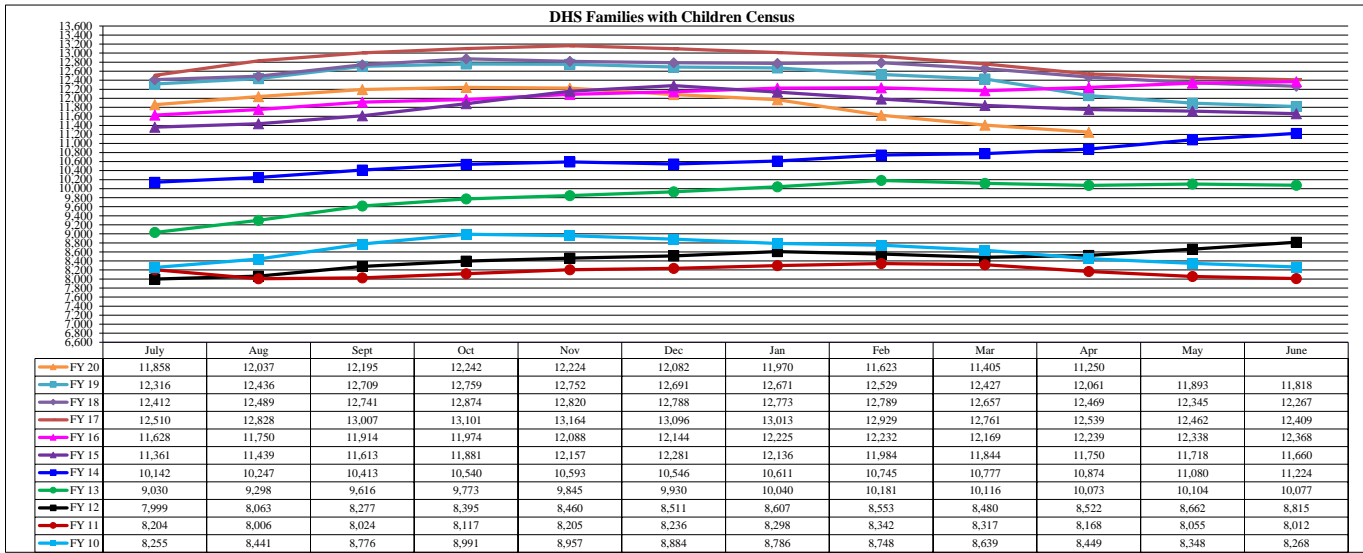
FAMILY INTAKE	
Families Requesting Temporary Housing at PATH	91
Adult Families Requesting Temporary Housing at AFIC	19
Families Placed in Overnight Accommodations	0
Families w/children at PATH Overnight (pre 10PM)	0

TOTAL SHELTER CENSUS	
Adults	36,933
Children	19,528
Total Individuals	56,461

SINGLE ADULT SHELTER CENSUS	
Men	12,830
Women	4,499
Total Single Adults	17,329

FAMILIES WITH CHILDREN CENSUS	
Families	10,942
Adults	14,657
Children	19,528
Individuals	34,185

ADULT FAMILIES CENSUS	
Families	2,342
Individuals (Adults)	4,947



*Due to data conversion the average monthly census for December 2011 and January 2012 for Families with Children and Adult Families is based upon data for a partial month.