

**DAILY REPORT**

3/26/2020

(Data from Wednesday, March 25, 2020)

SINGLE ADULTS	
Drop-in Center Clients Served	462
Drop-in Center Overnight Census	179
Faith Bed Census	58
Outreach Contacts	311
Outreach Placements	13
Safe Haven Utilization	1049
Veterans In Short-term Housing	250
Criminal Justice Short-term Housing	217

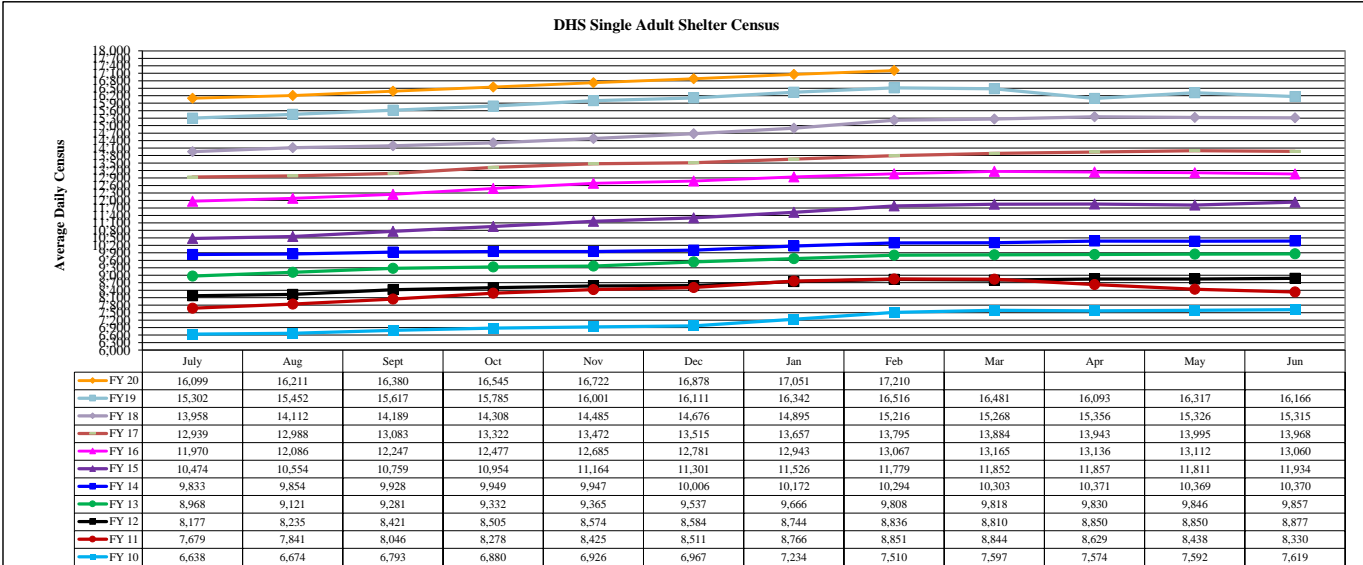
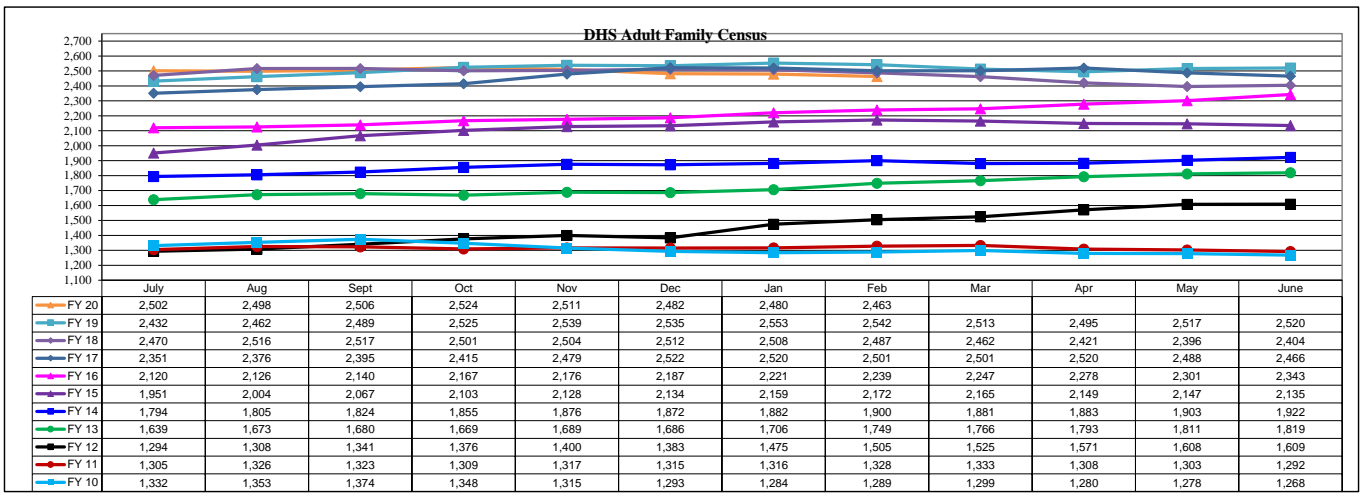
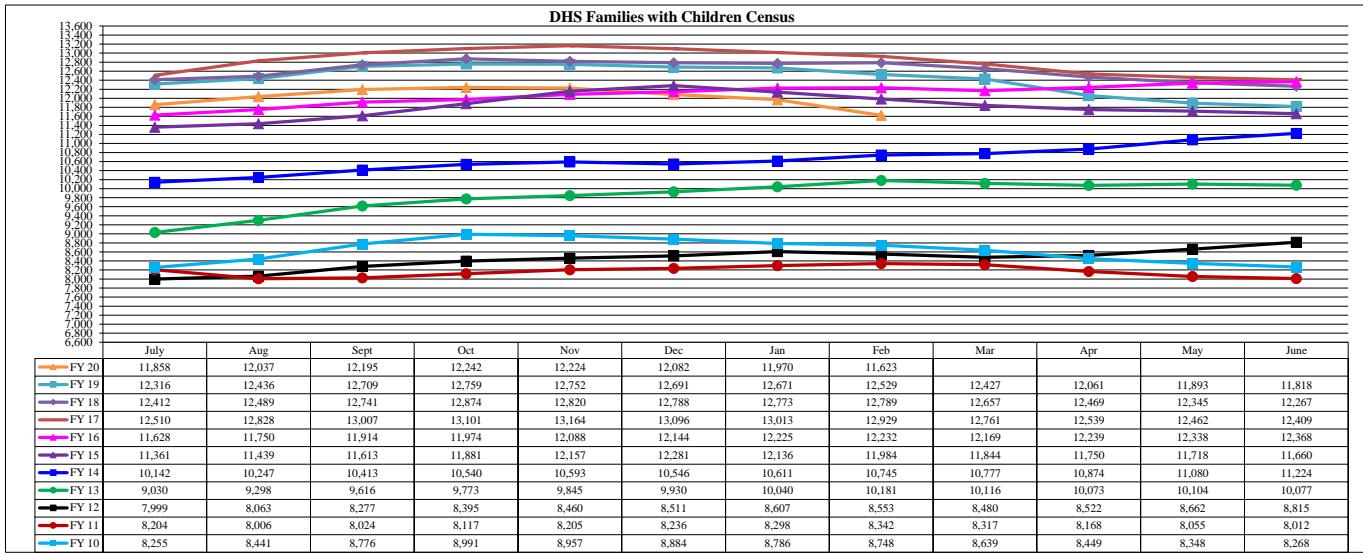
FAMILY INTAKE	
Families Requesting Temporary Housing at PATH	56
Adult Families Requesting Temporary Housing at AFIC	11
Families Placed in Overnight Accommodations	0
Families w/children at PATH Overnight (pre 10PM)	0

TOTAL SHELTER CENSUS	
Adults	37,603
Children	20,372
<b>Total Individuals</b>	<b>57,975</b>

SINGLE ADULT SHELTER CENSUS	
Men	12,573
Women	4,619
<b>Total Single Adults</b>	<b>17,192</b>

FAMILIES WITH CHILDREN CENSUS	
<b>Families</b>	11,400
Adults	15,260
Children	20,372
<b>Individuals</b>	<b>35,632</b>

ADULT FAMILIES CENSUS	
<b>Families</b>	2,444
<b>Individuals (Adults)</b>	<b>5,151</b>



\*Due to data conversion the average monthly census for December 2011 and January 2012 for Families with Children and Adult Families is based upon data for a partial month.