



BILL DE BLASIO
MAYOR

CIVILIAN COMPLAINT REVIEW BOARD
100 CHURCH STREET 10th FLOOR
NEW YORK, NEW YORK 10007 ♦ TELEPHONE (212) 912-7235
www.nyc.gov/ccrb



FREDERICK DAVIE
ACTING CHAIR

Executive Director's Monthly Report
December 2017
(Statistics for November 2017)

Contents

Executive Summary	2
Glossary	3
Complaints Received	4
CCRB Cases Received By Borough and Precinct	5
Allegations Received	7
CCRB Docket	10
Closed Cases	12
Resolving Cases	12
Dispositions / Case Abstracts	13
Dispositions - Full Investigations	15
Dispositions - All CCRB Cases	16
Dispositions - Allegations	17
Substantiation Rates	19
Substantiation Rates and Video	19
Board Discipline Recommendations for Substantiated Complaints	21
Board Discipline Recommendations for Substantiated Allegations	23
Truncations	27
Complaints by PSA	28
Mediation Unit	30
Administrative Prosecution Unit	32
NYPD Discipline	33
Appendix	39

Executive Summary

The Civilian Complaint Review Board (“CCRB”) is an independent municipal Agency that investigates complaints of NYPD misconduct. Every month, the CCRB prepares an Executive Director report for its public meeting. Data for November 2017 included the following highlights:

- 1) Of the cases in the CCRB active docket, 88% have been open for 4 months or fewer, and 98% have been open for 7 months or fewer (page 10). In November, the CCRB opened 352 new cases (page 4), and currently has a docket of 1,307 cases (page 11).
- 2) The CCRB substantiated allegations in 18% of its fully investigated cases (page 15).
- 3) The CCRB fully investigated 41% of the cases it closed in November (page 12) and resolved (fully investigated, mediated or attempted mediation) 55% of the cases it closed (page 12). The Agency's truncation rate is 44% (page 12). This is primarily driven by uncooperative complainants/victims, or witnesses.
- 4) For November, investigations using video evidence resulted in substantiated allegations in 43% of cases - compared to 4% of cases in which video was not available (page 19-20).
- 5) The Monthly Report includes a breakdown of complaints and substantiations by NYPD precinct and borough of occurrence (pages 5-6).
- 6) In November the Police Commissioner finalized 7 decisions against police officers in Administrative Prosecution Unit (APU) cases; 2 were guilty verdicts won by the APU (page 32). The CCRB's APU prosecutes the most serious allegations of misconduct. The APU conducted 34 trials against members of the NYPD year-to-date; 1 trial was conducted against respondent officers in November.

Finally, the Monthly Report contains a Table of Contents, Glossary, and Appendix, all meant to assist readers in navigating this report. The CCRB is committed to producing monthly reports that are valuable to the public, and welcomes feedback on how to make its data more accessible.

Glossary

In this glossary we have included a list of terms that regularly appear in our reports.

Allegation: An allegation is a specific act of misconduct. The same “complaint” can have multiple allegations – excessive force and discourteous language, for example. Each allegation is reviewed separately during an investigation.

APU: The Administrative Prosecution Unit is the division of the CCRB that has prosecuted “charges” cases since April 2013, after the signing of a 2012 Memorandum of Understanding between the CCRB and NYPD.

Board Panel: The “Board” of the CCRB has 13 members. Of the 13 members, five are chosen by the Mayor, five are chosen by the City Council, and three are chosen by the Police Commissioner. Following a completed investigation by the CCRB staff, three Board members, sitting as a Board Panel, will make a finding on whether misconduct occurred and will make a recommendation on what level of penalty should follow.

Case/Complaint: For the purposes of CCRB data, a “case” or “complaint” is defined as any incident within the Agency’s jurisdiction, brought to resolution by the CCRB. Cases/Complaints thus include truncations, fully investigated or ongoing cases, mediations, and completed investigations pending Board Panel review.

Disposition: The Board’s finding as to the outcome of a case (i.e. if misconduct occurred).

FADO: Under the City Charter, the CCRB has jurisdiction to investigate the following categories of police misconduct: Force, Abuse of Authority, Discourtesy, and Offensive Language, collectively known as “FADO”.

Intake: CCRB’s intake team initially handles complaints from the public. Intake takes complaints that come via live phone calls, voicemails, an online complaint form, or in-person.

Investigation: CCRB investigators gather evidence and interview witnesses to prepare reports on misconduct allegations. An investigation ends when a closing report is prepared detailing the evidence and legal analysis, and the case is given to the Board for disposition.

Mediation: A complainant may mediate his or her case with the subject officer, in lieu of an investigation, with the CCRB providing a neutral, third-party mediator.

Truncation: When a complaint is withdrawn or there is no complainant/victim available for an interview, the investigation is “truncated.”

Complaints Received

The CCRB’s Intake team processes misconduct complaints from the public and referrals from the NYPD. Under the New York City Charter, the CCRB’s jurisdiction is limited to allegations of misconduct related to Force, Abuse of Authority, Discourtesy and Offensive Language. All other complaints are referred to the appropriate agency. Figure 1 refers to all complaints that the CCRB receives and Figures 2 and 3 refer to new cases that remain with the Agency. In November 2017, the CCRB initiated 352 new complaints.

Figure 1: Total Intake by Month (January 2016 - November 2017)

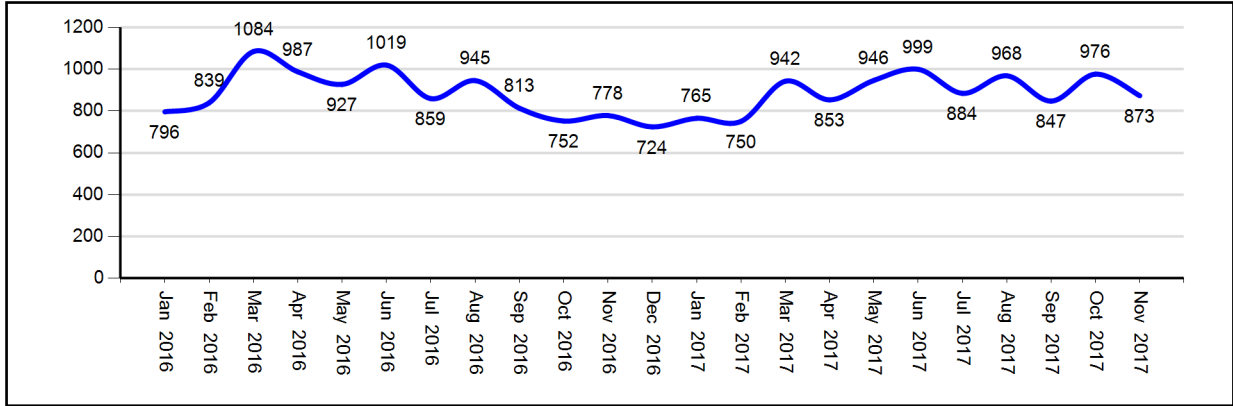


Figure 2: New CCRB Complaints by Month (January 2016 - November 2017)

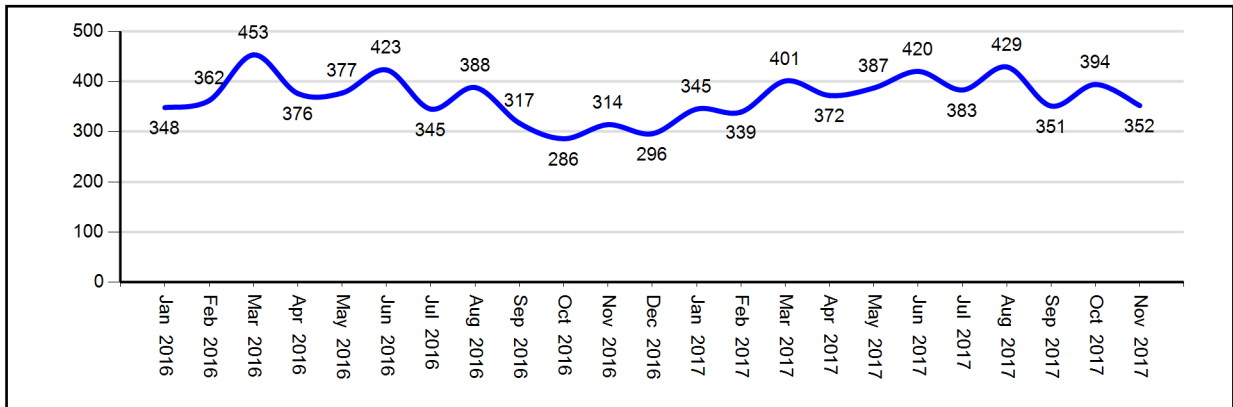
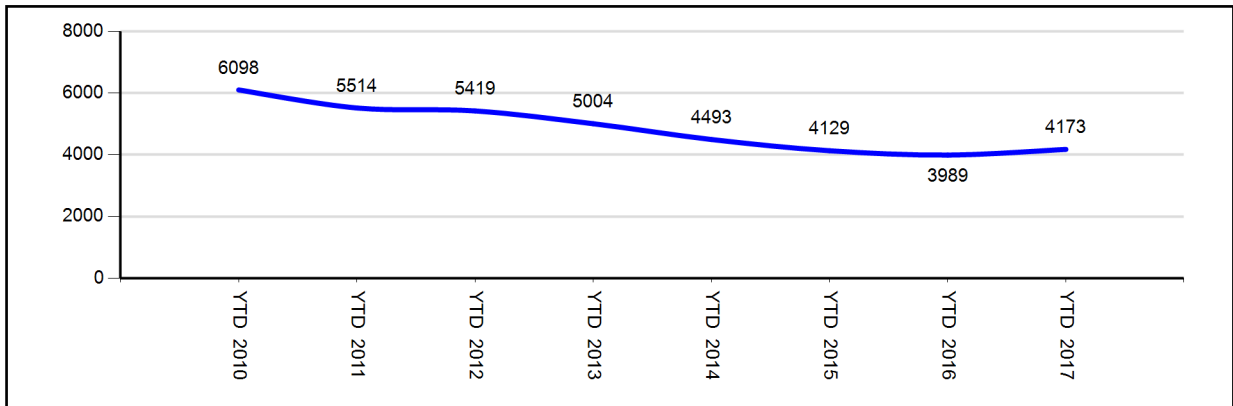


Figure 3: New CCRB Complaints by Year (YTD 2010 - YTD 2017)



CCRB Cases Received by Borough and Precinct

Of the five boroughs, the largest number of misconduct complaints stemmed from incidents occurring in Brooklyn, followed by Manhattan. The 113th Precinct had the highest number at 15 incidents.

Figure 4: CCRB Complaints Received By Borough of Occurrence (November 2017)

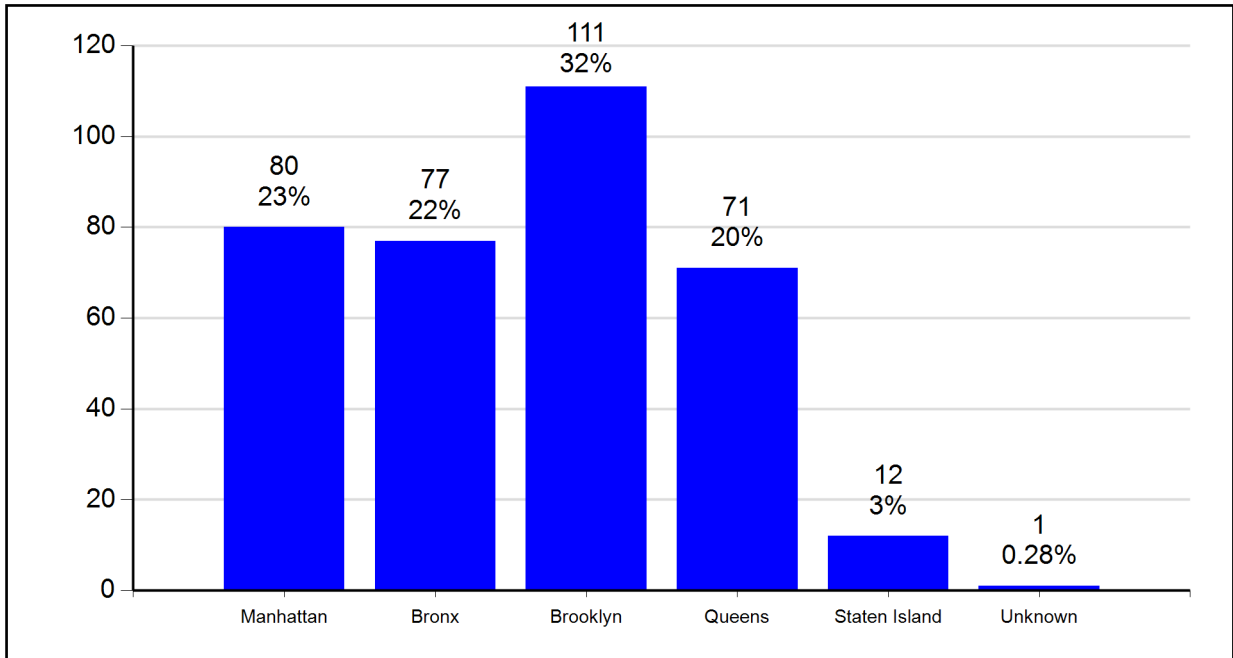


Figure 5: CCRB Complaints Received By Borough of Occurrence (YTD 2017)

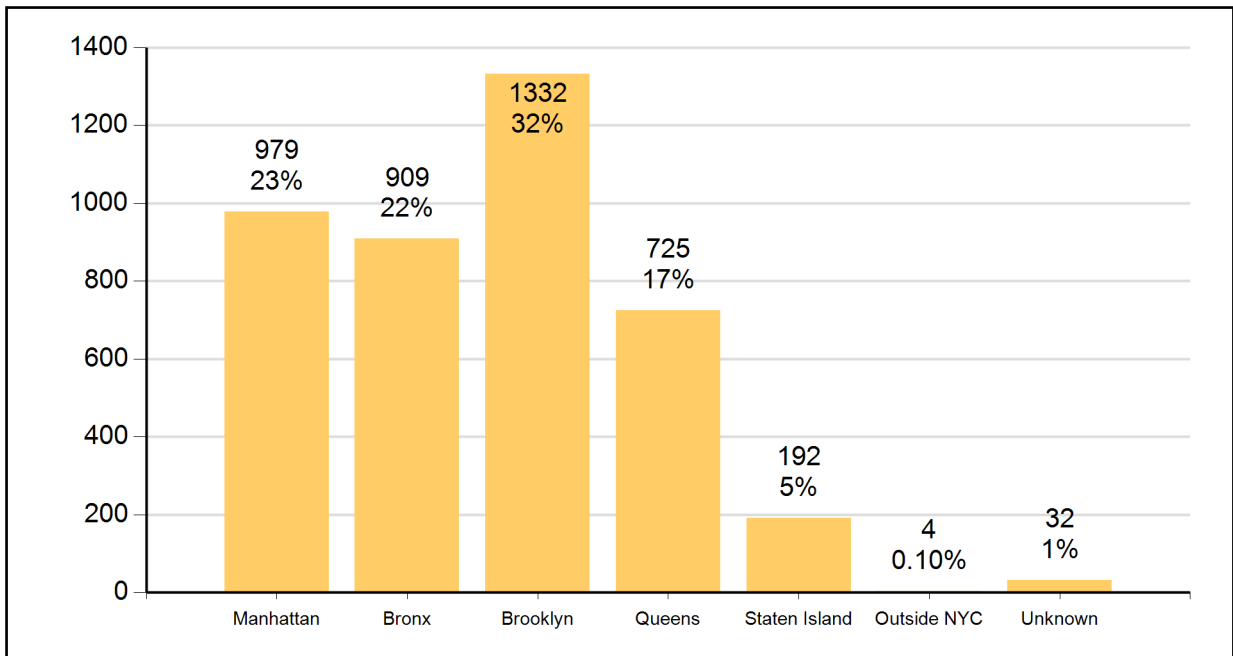


Figure 6: CCRB Complaints Received By Precinct of Occurrence (November 2017)

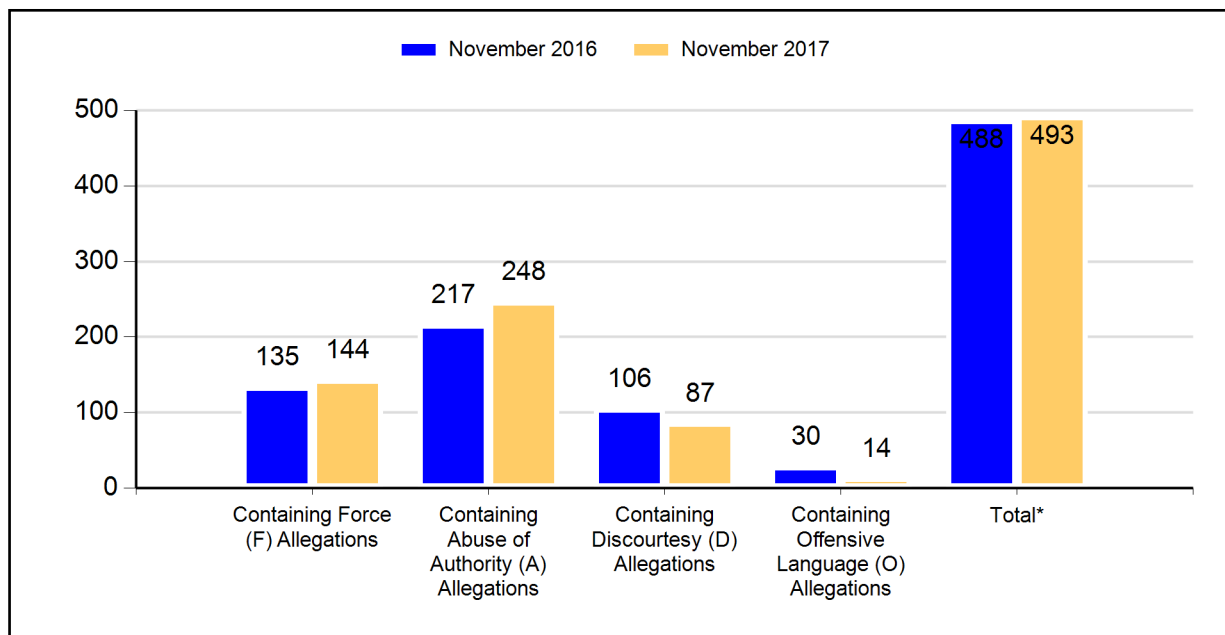
NYPD Precinct of Occurrence*	Number of Complaints	NYPD Precinct of Occurrence*	Number of Complaints
1	5	67	3
5	3	68	2
6	2	69	5
7	1	70	6
9	5	71	9
10	4	72	1
14	7	73	7
18	3	75	14
19	7	76	5
20	2	77	9
23	4	78	2
24	1	79	8
25	12	81	7
26	2	83	3
28	1	84	8
30	1	88	1
32	6	90	4
33	5	94	3
34	7	100	2
40	6	101	6
41	1	102	5
42	8	103	7
43	7	104	3
44	12	105	3
45	7	106	8
46	9	107	3
47	7	108	1
48	9	109	3
49	5	110	3
50	3	111	2
52	4	112	2
60	3	113	15
61	3	114	6
62	3	115	2
63	2	120	7
66	3	121	1
		122	2
		123	2
		Unknown	2

*These figures track where an incident occurred, not necessarily the Command of the officer. Please review Figures 62A-62Q for Command Level data for cases closed in 2017.

Allegations Received

As described in the previous section, the CCRB has jurisdiction over four categories of NYPD misconduct. In comparing November 2016 to November 2017, the number of complaints containing an allegation of Force is up, Abuse of Authority complaints are up, Discourtesy are down and Offensive Language are down. Figures for the year-to-date comparison show that in 2017, complaints containing an allegation of Force are down, Abuse of Authority are up, Discourtesy are up and Offensive Language are up.

Figure 7: CCRB Complaints Received By Type of Allegation (November 2016 vs. November 2017)



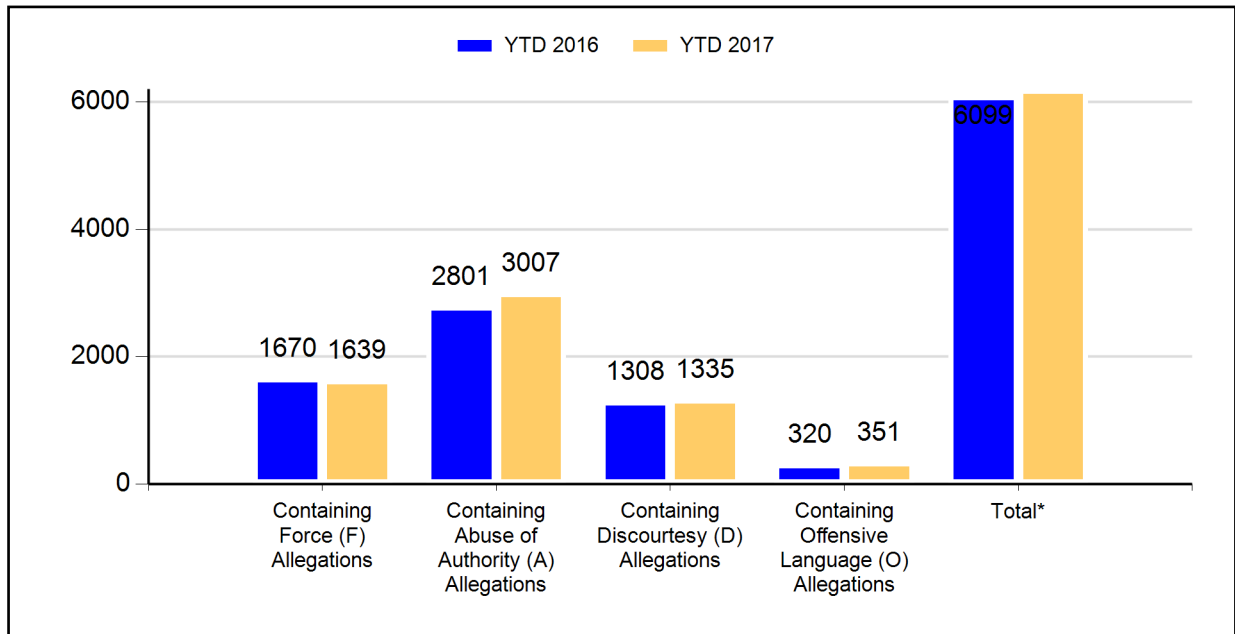
*This is the total of distinct FADO allegation types in complaints received.

Figure 8: CCRB Complaints Received By Type of Allegation (% of Complaints)

	November 2016		November 2017		Change	% Change
	Count	% of Total Complaints	Count	% of Total Complaints		
Force (F)	135	43%	144	41%	9	7%
Abuse of Authority (A)	217	69%	248	70%	31	14%
Discourtesy (D)	106	34%	87	25%	-19	-18%
Offensive Language (O)	30	10%	14	4%	-16	-53%
Total FADO Allegations	488		493		5	1%
Total Complaints	314		352		38	12%

Note: the number of allegations in recently received complaints typically grows somewhat as the complaints are investigated.

Figure 9: CCRB Complaints Received By Type of Allegation (YTD 2016 vs. YTD 2017)



*This is the total of distinct FADO allegation types in complaints received.

Figure 10: CCRB Complaints Received By Type of Allegation YTD (% of Complaints)

	YTD 2016		YTD 2017		Change	% Change
	Count	% of Total Complaints	Count	% of Total Complaints		
Force (F)	1670	42%	1639	39%	-31	-2%
Abuse of Authority (A)	2801	70%	3007	72%	206	7%
Discourtesy (D)	1308	33%	1335	32%	27	2%
Offensive Language (O)	320	8%	351	8%	31	10%
Total FADO Allegations	6099		6332		233	4%
Total Complaints	3989		4173		184	5%

Note: the number of allegations in recently received complaints typically grows somewhat as the complaints are investigated.

Figure 11: Total Allegations (% of Total Allegations)

	November 2016		November 2017		Change	% Change
	Count	% of Total Allegations	Count	% of Total Allegations		
Force (F)	260	28%	227	24%	-33	-13%
Abuse of Authority (A)	503	54%	615	64%	112	22%
Discourtesy (D)	132	14%	103	11%	-29	-22%
Offensive Language (O)	34	4%	16	2%	-18	-53%
Total Allegations	929		961		32	3%
Total Complaints	314		352		38	12%

Figure 12: Total Allegations YTD (% of Total Allegations)

	YTD 2016		YTD 2017		Change	% Change
	Count	% of Total Allegations	Count	% of Total Allegations		
Force (F)	3307	26%	3358	23%	51	2%
Abuse of Authority (A)	7002	56%	8541	59%	1539	22%
Discourtesy (D)	1822	15%	1980	14%	158	9%
Offensive Language (O)	380	3%	477	3%	97	26%
Total Allegations	12511		14356		1845	15%
Total Complaints	3989		4173		184	5%

The number of allegations in recently received complaints typically grows as the complaints are investigated.

CCRB Docket

As of the end of November 2017, 88% of active CCRB cases are fewer than five months old, and 98% active cases have been open for fewer than eight months.

Figure 13: Age of Active Cases Based on Received Date (November 2017)

Case Age Group	Count	% of Total
Cases 0-4 Months	1028	87.6%
Cases 5-7 Months	117	10.0%
Cases 8-11 Months	19	1.6%
Cases 12-18 Months*	4	0.3%
Cases Over 18 Months**	6	0.5%
Total	1174	100%

*12-18 Months: 2 cases that were reopened; 1 case that was on DA Hold.

**Over18 Months: 1 case that was reopened; 5 cases that were on DA Hold.

Figure 14: Age of Active Cases Based on Incident Date (November 2017)

	Count	% of Total
Cases 0-4 Months	941	80.2%
Cases 5-7 Months	155	13.2%
Cases 8-11 Months	49	4.2%
Cases 12-18 Months*	19	1.6%
Cases Over 18 Months**	10	0.9%
Total	1174	100%

*12-18 Months: 3 cases that were reopened; 1 case that was on DA Hold.

**Over18 Months: 1 case that was reopened; 5 cases that were on DA Hold.

An active case is here defined as an investigation; cases in mediation are excluded.

Figure 15: Number of Active Investigations (January 2016 - November 2017)

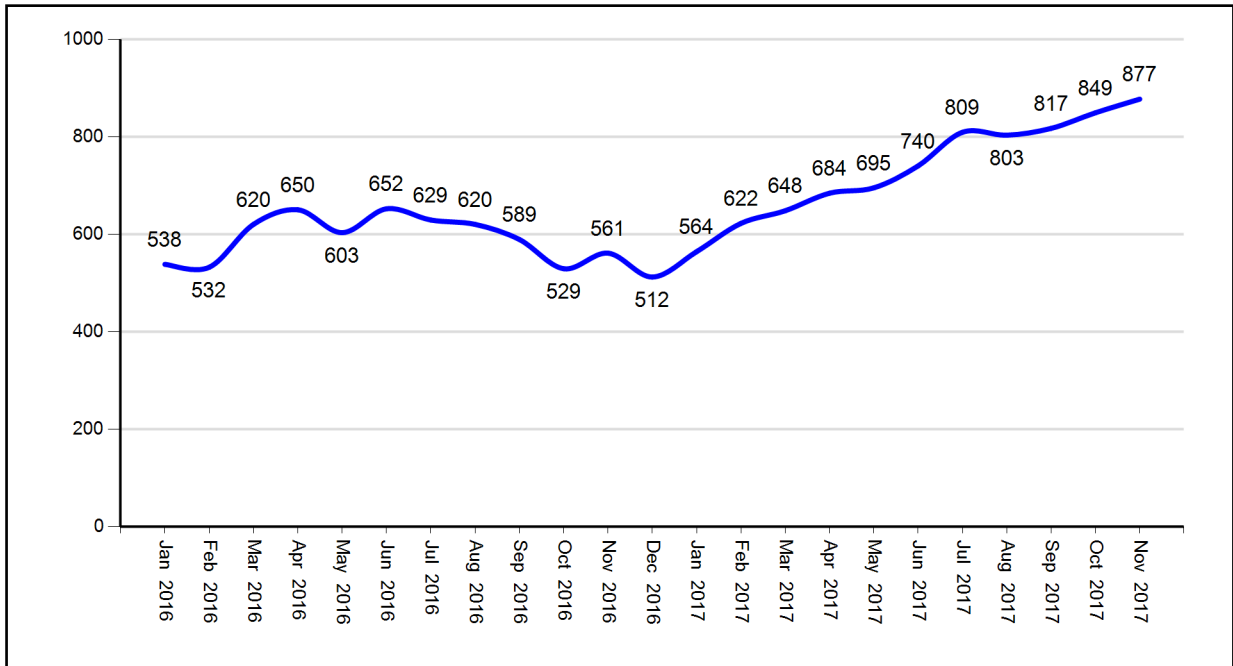


Figure 16: Open Docket Analysis

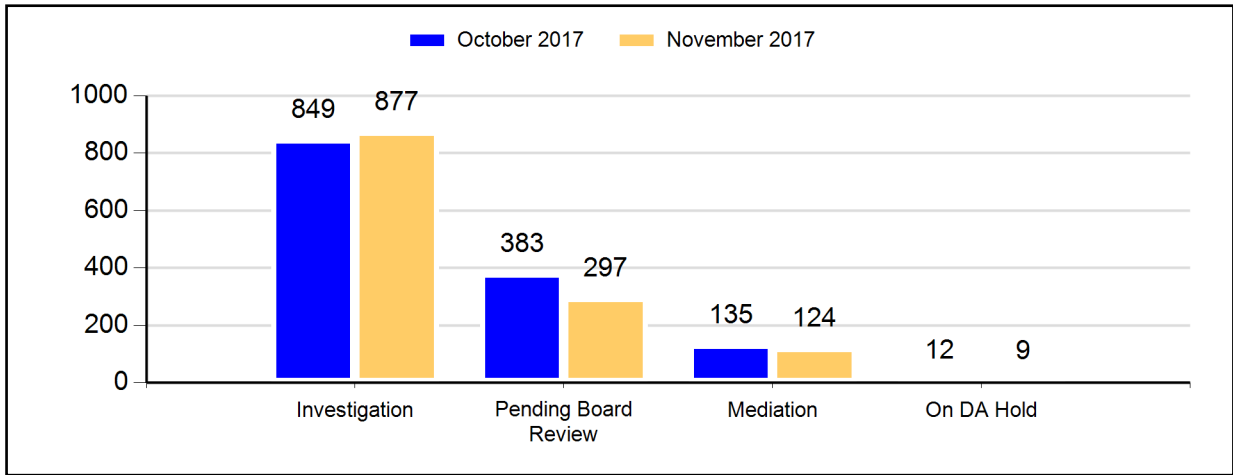


Figure 17: Open Docket Analysis with % Change

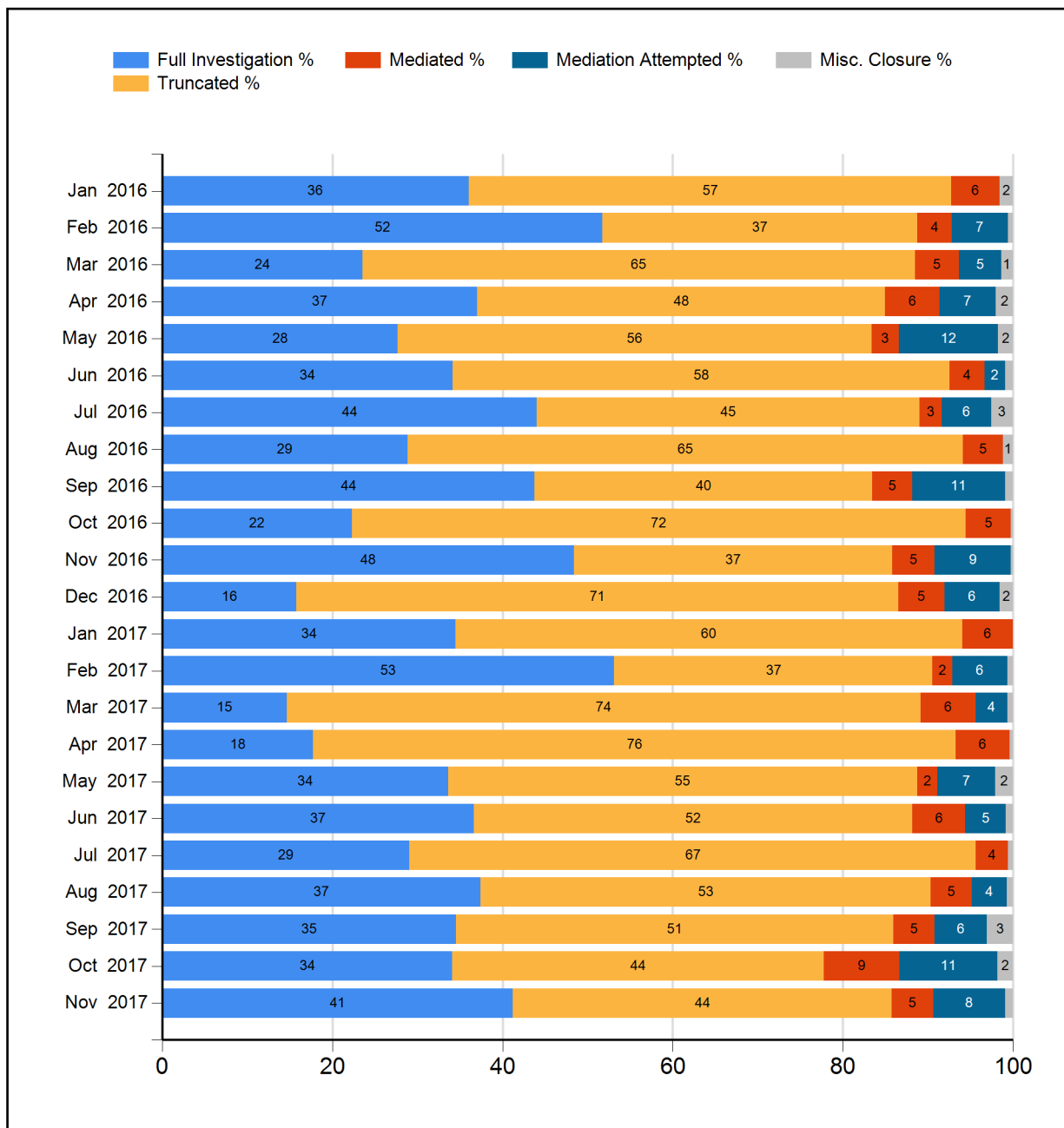
	October 2017		November 2017		Change	% Change
	Count	% of Total	Count	% of Total		
Investigations	849	62%	877	67%	28	3%
Pending Board Review	383	28%	297	23%	-86	-22%
Mediation	135	10%	124	9%	-11	-8%
On DA Hold	12	1%	9	1%	-3	-25%
Total	1379		1307		-72	-5%

Closed Cases

Resolving Cases

In November 2017, the CCRB fully investigated 41% of the cases it closed, and resolved (fully investigated, mediated or mediation attempted) 55% of the cases it closed.

Figure 18: Case Resolutions (January 2016 - November 2017) (%)



Dispositions

Cases fully investigated by the CCRB generally receive one of five outcomes:

- If the alleged misconduct is found to have occurred, based on the preponderance of the evidence, the allegation is **substantiated**.
- If there is not enough evidence to determine whether or not the alleged misconduct occurred, the allegation is **unsubstantiated**.
- If the preponderance of the evidence suggests that the event or alleged act did not occur, the allegation is **unfounded**.
- If the event did occur, but was not improper by a preponderance of evidence, the allegation is **exonerated**.
- If the CCRB was unable to identify any of the officers accused of misconduct, the case is closed as **officer unidentified**.

Additionally, a case might be **mediated**, with the subject officer and complainant discussing the incident in the presence of a neutral third-party moderator, or closed as **mediation attempted**, the designation for a case in which both the officer and the civilian agree to mediate, but the civilian fails to appear twice for the scheduled mediation session or fails to respond to attempts to schedule a mediation session. Finally, a case that cannot be fully investigated due to victim/complainant unavailability or lack of cooperation is **truncated**.

Case Abstracts

The following case abstracts are taken from complaints closed this month and serve as examples of what the different CCRB dispositions mean in practice:

1. Substantiated

Officers entered a man's backyard and searched the area. The man was on the front steps of his house, holding a bag of chips, when the officers parked their marked van across from his house. When the officers arrived, the man opened the gate leading to his backyard, and entered his property. The man and the officers conversed through the gate. The officers told the man they had received a complaint that his car was blocking the driveway; the man responded that his car was parked in front of his own driveway. The officers exited their vehicle and entered the man's backyard looking for the bag of chips. The officers later said there had been an anonymous 311 call about a man selling drugs out of a bag of chips. A 311 and 911 call index from the date and time of the incident do not reveal a call reporting drug activity. The investigation found evidence from multiple sources that contradicted the officers' statements about the anonymous complaint. Even if the anonymous tip were true, the investigation determined that the officers did not have probable cause to arrest when they entered and searched the man's backyard. As a result, the Board Substantiated the entry and search allegations.

2. Unsubstantiated

Officers responded to sounds of shots fired and used force against a man who had stepped into the hallway. The man said he wanted some fresh air and saw a group of men standing in the hallway. The man said that he could not identify the men as officers due to the poor lighting. The man said he did not comply with the officers' commands to get on the ground, and that one of them punched him in the face. Officers said they were on patrol when they heard shots fired and started canvassing the area. Officers entered the building where they had frequently arrested occupants for drug dealing, and shootings. Responding to a commotion on the second floor, the

officers believed the yelling was related to a victim in the apartment. The officers said the man coincidentally opened the door when officers arrived, and the man pushed an officer before running back into the apartment. None of the officers said they punched the man in the face. Given there was no independent verification that an officer punched the man, and no injuries were sustained, there was not a preponderance of evidence to show that officers punched the man. As a result, the Board Unsubstantiated the force allegation.

3. Unfounded

Officers responded to a call from a residence facility that a man was acting aggressively towards staff. The facility manager said she called 911 and told operators the man needed to be removed to a hospital. The man said he went to speak with staff to obtain property seized by the government several years prior. Unhappy with the staff's response, the man called 911. When officers responded they instructed him to sit in a chair. The man said that when he stood up an officer forcibly pushed him back into the chair. The officer said that he told the man to sit down. When the man did not comply, the officer guided the man into a chair by pulling on the man's left arm. Video footage shows the man in the chair and officers standing in front of him. As the man stands and begins walking the officer grabs the man's arm, causing the man to sit in the chair without resisting. The investigation determined the officer did not push the man in the chest. As a result, the Board Unfounded the force allegation.

4. Exonerated

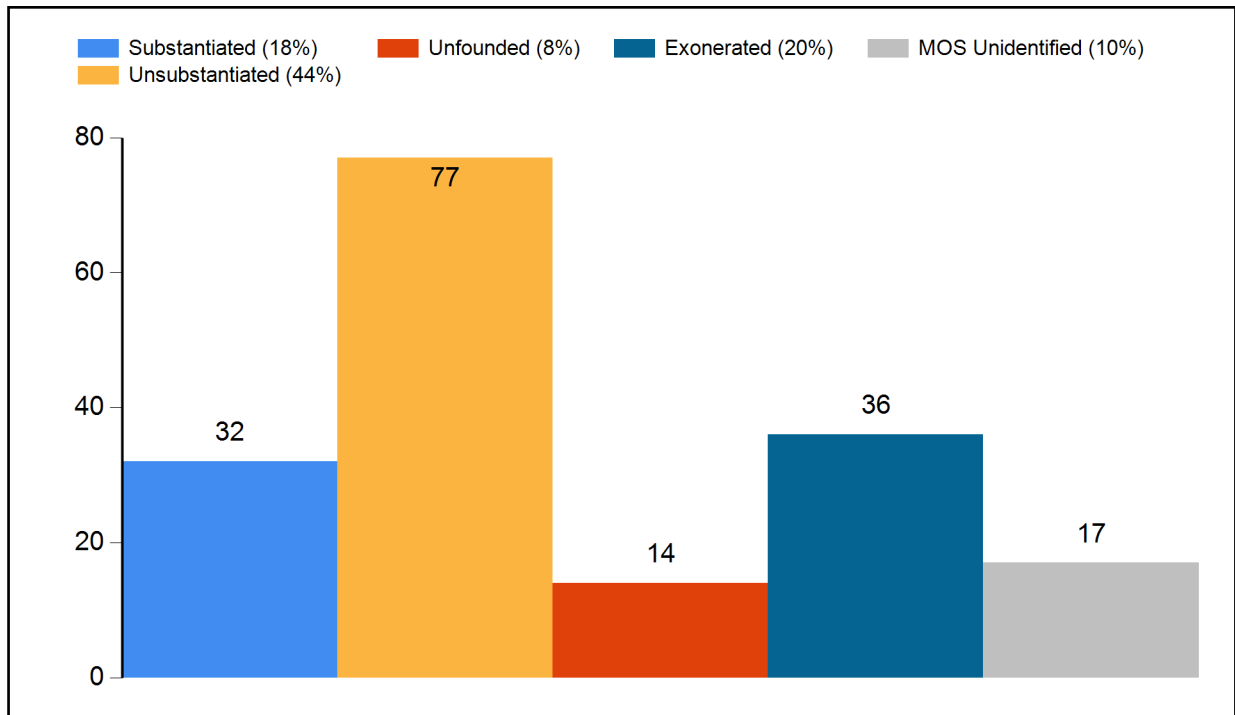
Officers responded to a radio run at a deli that involved a man in a dispute with a knife. The man said that on the day of the occurrence he did not take his prescribed medication for a diagnosed mental illness and did not recollect the incident. Although the man denied taking mind-altering drugs, his medical records indicate he told medical personnel that he had consumed a controlled substance before entering the deli. The deli worker said that upon denying the man's request for a loose cigarette, the man became enraged. The man threw a milk crate at the door and took a razor from his pocket and slashed the awning. Officers said they arrived at the deli, with one officer drawing a firearm, while the other drew a Taser. After issuing multiple commands for the man to drop the knife, the officer deployed his Taser when the man started walking towards him. The investigation found the officers were justified in pointing the firearm and discharging the Taser, due to the serious threat the man presented to the people in the deli. As a result, the Board Exonerated the force allegations.

5. Officer Unidentified

A man said he entered a stationhouse to report that a woman against whom he had an active Order of Protection had made verbal threats against him on the street. The man said the officer replied that no report could be filed because the encounter had occurred in a public place, and refused to provide his name and shield number. The man provided limited identifying information about the officer. The one officer that does fit the description has no recollection of the incident and said they went immediately to a post outside the stationhouse after rollcall, which is supported by a memo book entry. A sole civilian that was in the stationhouse at the time had heard raised voices emanating from the front of the stationhouse, but could not see who was involved. The one officer constitutes the only officer identified by the investigation as a possible subject officer, but in the absence of other evidence that positively places this officer at the scene does not allow the investigation to positively identify the officer as the subject officer. As a result, the Board closed the investigation as Officer Unidentified.

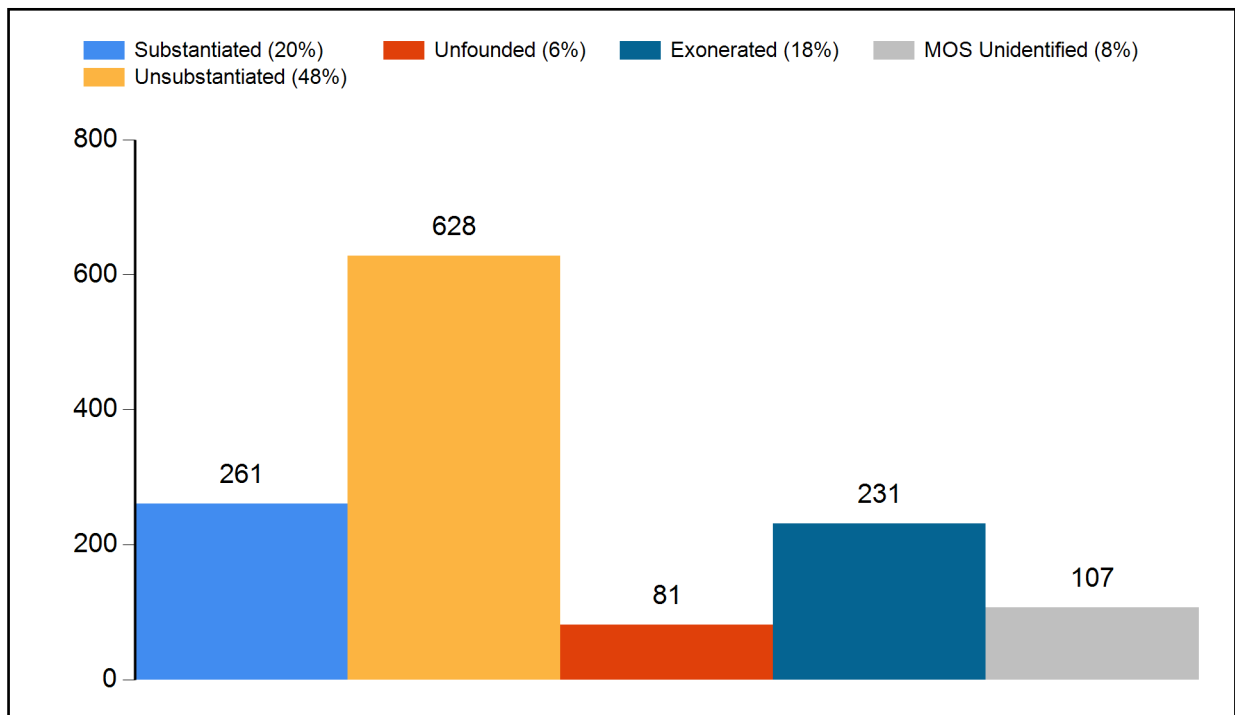
Dispositions - Full Investigations

Figure 19: Disposition Counts of Full Investigations (November 2017)



Due to the reconsideration process, counts are subject to change.

Figure 20: Disposition Counts of Full Investigations (YTD 2017)



Due to the reconsideration process, counts are subject to change.

Dispositions - All CCRB Cases

In addition to full investigations, CCRB cases can also be closed through mediation and truncation. The following table lists all the CCRB case closures for the current month and year-to-date.

Figure 21: Disposition of Cases (2016 vs 2017)

	Nov 2016		Nov 2017		YTD 2016		YTD 2017	
Full Investigations	Count	% of Total	Count	% of Total	Count	% of Total	Count	% of Total
Substantiated	31	17%	32	18%	335	23%	261	20%
Exonerated	34	18%	36	20%	246	17%	231	18%
Unfounded	15	8%	14	8%	136	9%	81	6%
Unsubstantiated	88	48%	77	44%	655	45%	628	48%
MOS Unidentified	16	9%	17	10%	93	6%	107	8%
Total - Full Investigations	184		176		1465		1308	
Mediation Closures	Count	% of Total	Count	% of Total	Count	% of Total	Count	% of Total
Mediated	19	36%	21	37%	191	48%	186	50%
Mediation Attempted	34	64%	36	63%	207	52%	189	50%
Total - ADR Closures	53		57		398		375	
Resolved Case Total	237	62%	233	55%	1863	45%	1683	45%
Truncations / Other Closures	Count	% of Total	Count	% of Total	Count	% of Total	Count	% of Total
Complaint withdrawn	28	20%	25	13%	417	19%	466	22%
Complainant/Victim/Witness uncooperative	91	64%	109	56%	1385	62%	1154	55%
Complainant/Victim/Witness unavailable	21	15%	30	15%	361	16%	328	16%
Victim unidentified	2	1%	0	0%	37	2%	29	1%
Closed - Pending Litigation*	0	0%	26	13%	0	0%	65	3%
Miscellaneous	0	0%	0	0%	3	0%	7	0%
Administrative closure**	1	1%	4	2%	46	2%	36	2%
Total - Other Case Dispositions	143		194		2249		2085	
Total - Closed Cases	380		427		4112		3768	

* Closed - Pending Litigation is a truncation category added in August 2017. It indicates that the complaint was truncated due to the complainant/victim's attorney.

**Administrative closure is a special category that deals with NYPD's Internal Affairs Bureau-referred cases or spin off cases with no complainant/victim, and in which CCRB attempts to locate or identify a complainant/victim has yielded no results.

Dispositions - FADO Allegations

“Allegations” are different than “cases.” A case or complaint is based on an incident and may contain one or more allegations of police misconduct. The allegation substantiation rate is 11% for the month of November 2017, and the allegation substantiation rate is 11% year-to-date. The type of allegation the CCRB is most likely to substantiate is Abuse of Authority – substantiating 11% of such allegations during November 2017, and 14% for the year.

Figure 22: Disposition of Allegations (2016 vs 2017)

	Nov 2016		Nov 2017		YTD 2016		YTD 2017	
	Count	%of Total	Count	%of Total	Count	%of Total	Count	%of Total
Fully Investigated Allegations								
Substantiated	61	7%	81	11%	845	13%	651	11%
Unsubstantiated	345	41%	261	35%	2590	40%	2312	40%
Unfounded	68	8%	69	9%	607	9%	457	8%
Exonerated	238	29%	246	33%	1803	28%	1666	29%
MOS Unidentified	120	14%	86	12%	654	10%	686	12%
Total - Full Investigations	832		743		6499		5772	
Mediation Closures	Count	%of Total	Count	%of Total	Count	%of Total	Count	%of Total
Mediated	55	40%	60	38%	440	47%	429	50%
Mediation Attempted	82	60%	98	62%	498	53%	426	50%
Total - ADR Closures	137		158		938		855	
Truncations / Other Closures	Count	%of Total	Count	%of Total	Count	%of Total	Count	%of Total
Complaint withdrawn	56	16%	54	11%	805	15%	1013	20%
Complainant/Victim/Witness uncooperative	249	71%	294	58%	3625	67%	3164	61%
Complainant/Victim/Witness unavailable	40	11%	74	15%	763	14%	666	13%
Victim unidentified	6	2%	5	1%	95	2%	79	2%
Closed - Pending Litigation	0	0%	71	14%	0	0%	159	3%
Miscellaneous	1	0%	4	1%	22	0%	27	1%
Administrative closure	1	0%	7	1%	75	1%	54	1%
Total - Other Case Dispositions	353		509		5385		5162	
Total - Closed Allegations	1322		1412		12824		11791	

Figure 23: Disposition of Allegations By FADO Category (November 2017)

	Substantiated	Unsubstantiated	Exonerated	Unfounded	Officers Unidentified	Total
Force	14 9%	41 25%	58 36%	36 22%	14 9%	163 100%
Abuse of Authority	50 11%	146 33%	178 40%	25 6%	44 10%	443 100%
Discourtesy	14 14%	53 52%	10 10%	7 7%	18 18%	102 100%
Offensive Language	3 11%	21 75%	0 0%	1 4%	3 11%	28 100%
Total	81 11%	261 35%	246 33%	69 9%	79 11%	736 100%

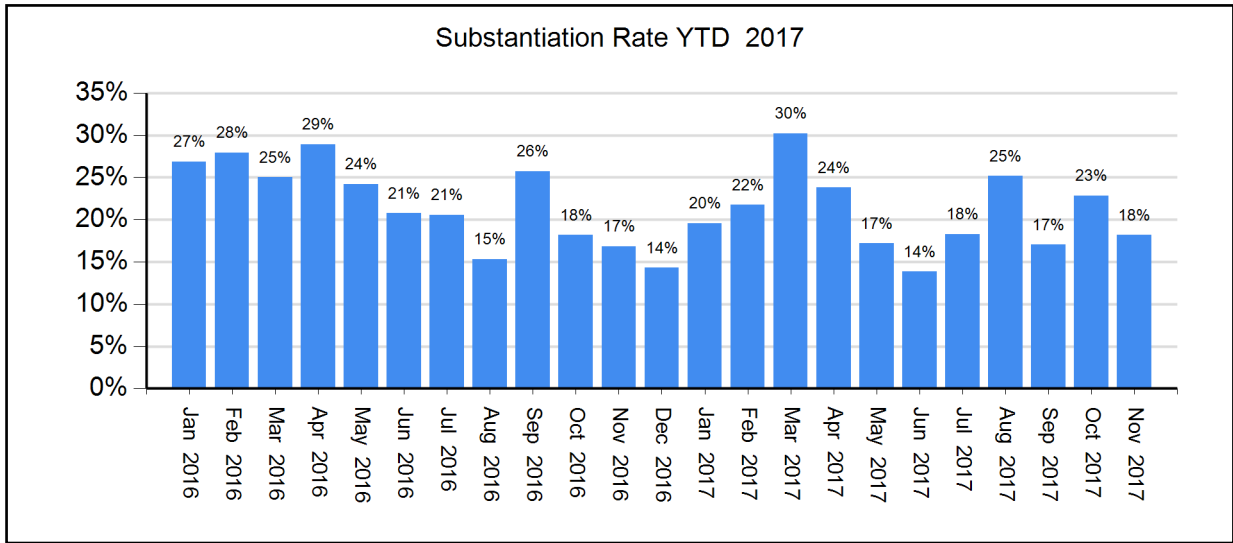
Figure 24: Disposition of Allegations By FADO Category (YTD 2017)

	Substantiated	Unsubstantiated	Exonerated	Unfounded	Officers Unidentified	Total
Force	83 6%	433 32%	499 37%	205 15%	146 11%	1366 100%
Abuse of Authority	485 14%	1195 36%	1138 34%	149 4%	378 11%	3345 100%
Discourtesy	69 8%	563 66%	29 3%	70 8%	116 14%	847 100%
Offensive Language	14 7%	121 62%	0 0%	33 17%	26 13%	194 100%
Total	651 11%	2312 40%	1666 29%	457 8%	666 12%	5752 100%

Substantiation Rates

The November 2017 case substantiation rate was 18%.

Figure 25: Percentage of Cases Substantiated (January 2016 - November 2017)

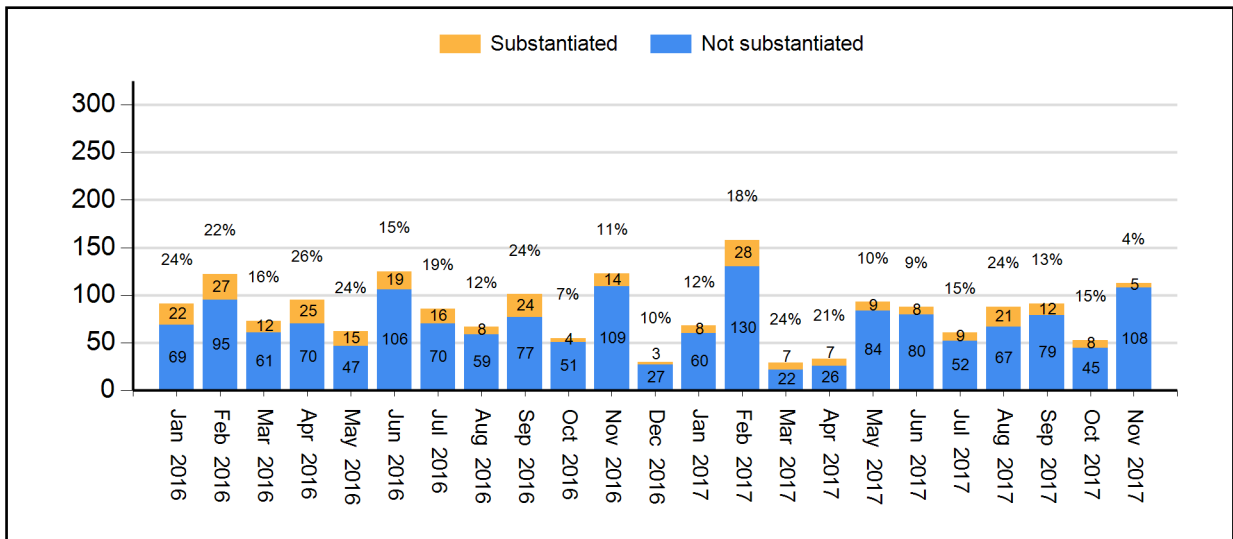


Due to the reconsideration process, counts are subject to change.

Substantiation Rates and Video

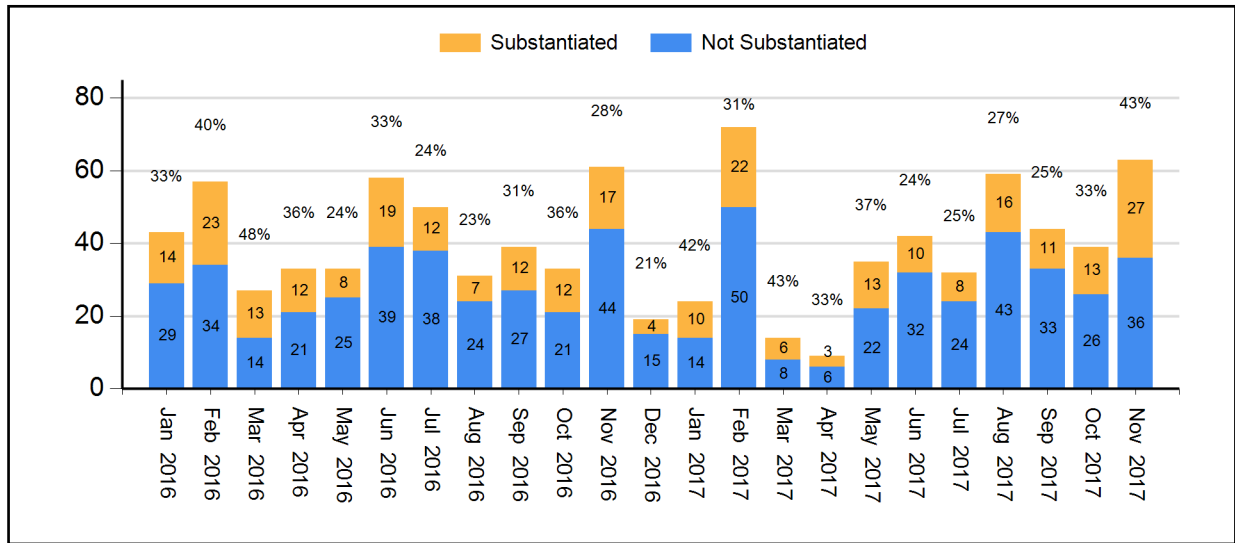
In general, investigations relying on video evidence from security cameras or personal devices result in much higher substantiation rates.

Figure 26: Substantiation Rates for Full Investigations without Video (Jan 2017 - Nov 2017) (% substantiated shown)



Due to the reconsideration process, counts are subject to change.

Figure 27: Substantiation Rates for Full Investigations with Video (Jan 2017 - Nov 2017)
 (% substantiated shown)



Due to the reconsideration process, counts are subject to change.

Board Discipline Recommendations for Substantiated Complaints

After a CCRB investigative team has completed its investigation and recommended the substantiation of a complaint against an officer, a panel of three Board members determines whether to substantiate the allegation and make a disciplinary recommendation.

- “Charges and Specifications” are the most severe form of discipline. A decision to assign Charges commences a process that may result in an administrative trial in the NYPD Trial Room. An officer may lose vacation days, be suspended, or be terminated from the Department if the officer is found guilty.
- “Instructions” or “Formalized Training” are the least severe discipline, often recommended for officers who misunderstand a policy. This determination results in training at the command level (Instructions) or training at the Police Academy or NYPD Legal Bureau (Formalized Training).
- “Command Discipline” is recommended for misconduct that is moderately serious, but does not rise to the level of that associated with Charges. An officer can lose up to ten vacation days as a result of a Command Discipline.
- When the Board has recommended Instructions, Formalized Training or Command Discipline, the case is sent to the NYPD Commissioner to impose training and/or other penalties. Cases where the Board recommends charges are prosecuted by the CCRB’s Administrative Prosecution Unit.

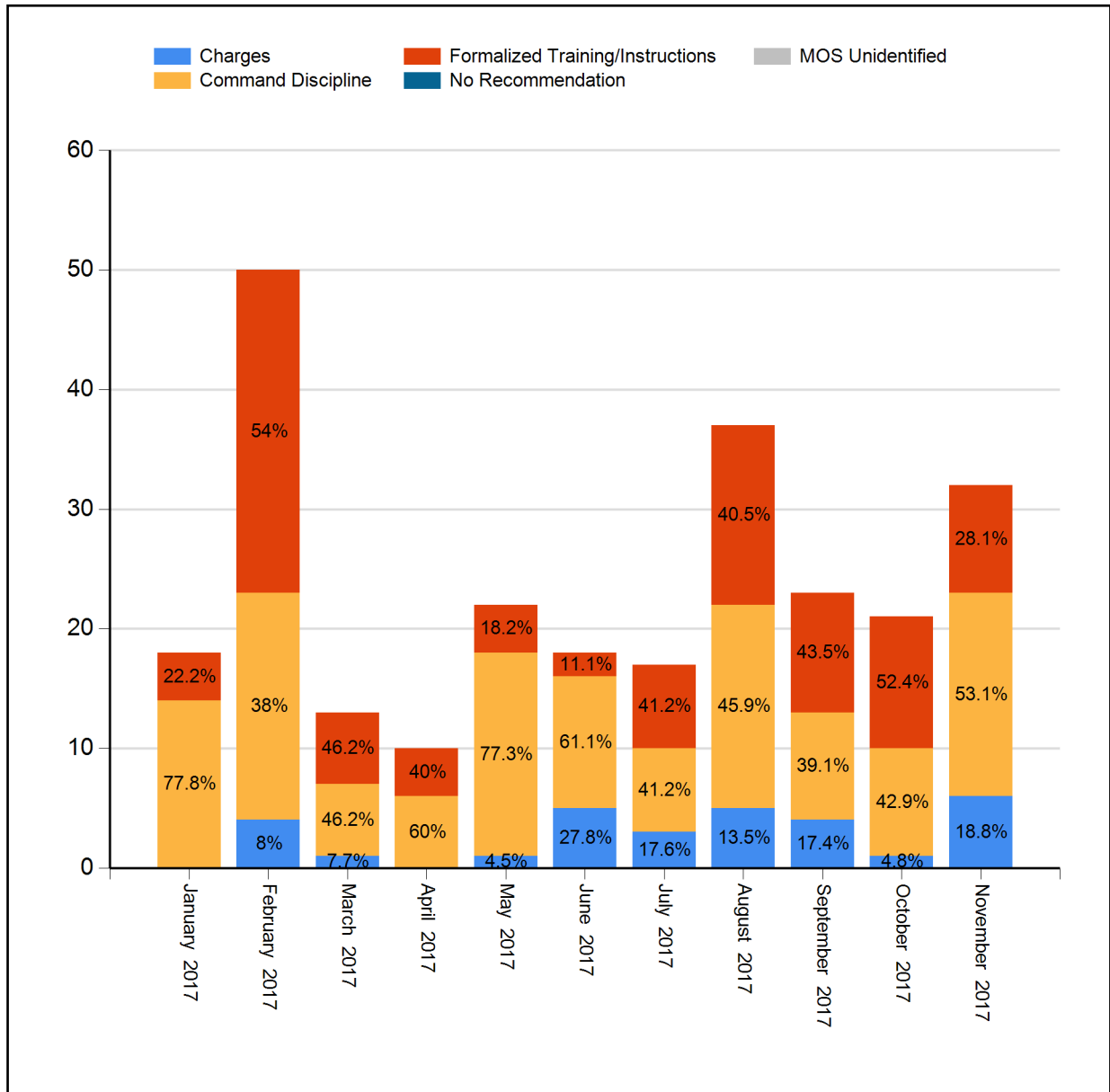
Figure 28: Board Discipline Recommendations For Substantiated Complaints*
(Nov 2016, Nov 2017, YTD 2016, YTD 2017)

Disposition	November 2016		November 2017		YTD 2016		YTD 2017	
	Count	%of Total	Count	%of Total	Count	%of Total	Count	%of Total
Charges	3	10%	6	19%	41	12%	30	11%
Command Discipline	10	32%	17	53%	144	43%	132	51%
Formalized Training	11	35%	4	12%	126	38%	55	21%
Instructions	7	23%	5	16%	24	7%	44	17%
MOS Unidentified	0	0%	0	0%	0	0%	0	0%
Total	31		32		335		261	

Due to the reconsideration process, counts are subject to change.

* A complaint containing a number of substantiated allegations against a number of different officers will typically generate a variety of different disciplinary recommendations. To determine the disciplinary recommendation associated with the complaint as a whole, the CCRB uses the most severe disciplinary recommendation made. The order of severity is: 1) Charges 2) Command Discipline 3) Formalized Training 4) Instructions.

Figure 29: Board Discipline Recommendations For Substantiated Complaints* (2017)



Due to the reconsideration process, counts are subject to change.

* A complaint containing a number of substantiated allegations against a number of different officers will typically generate a variety of different disciplinary recommendations. To determine the disciplinary recommendation associated with the complaint as a whole, the CCRB uses the most severe disciplinary recommendation made. The order of severity is: 1) Charges 2) Command Discipline 3) Formalized Training 4) Instructions.

Board Discipline Recommendations for Officers with Substantiated Allegations

A substantiated CCRB complaint may generate multiple substantiated allegations against multiple officers. Each substantiated allegation will carry its own discipline recommendation from the CCRB Board.

The following table presents the number of officers against whom discipline recommendations have been made as a result of a substantiated CCRB complaint. Where there are multiple substantiated allegations with multiple disciplinary recommendations for an officer in a complaint, the most severe disciplinary recommendation is used to determine the overall recommendation for that officer.

Figure 30: Board Discipline Recommendations for Officers with Substantiated Allegations*
(Nov 2016, Nov 2017, YTD 2016, YTD 2017)

Disposition	November 2016		November 2017		YTD 2016		YTD 2017	
	Count	%of Total	Count	%of Total	Count	%of Total	Count	%of Total
Charges	3	6.8%	9	19.6%	58	11.5%	40	11%
Command Discipline	15	34.1%	22	47.8%	218	43.2%	189	51.9%
Formalized Training	18	40.9%	4	8.7%	200	39.6%	74	20.3%
Instructions	8	18.2%	11	23.9%	29	5.7%	61	16.8%
MOS Unidentified	0	0%	0	0%	0	0%	0	0%
Total	44		46		505		364	

Due to the reconsideration process, counts are subject to change.

* The counts in this table reflect the number of distinct MOS with a substantiated allegation in each complaint.

Figure 31: Substantiated Allegations By Borough and NYPD Precinct (November 2017)

The figures in this table reflect all substantiated allegations for each MOS.

Board Disposition	FADO Category	Allegation	Precinct of Occurrence	Borough of Occurrence
Substantiated (Command Discipline B)	Force	Chokehold	10	Manhattan
Substantiated (Command Discipline B)	Force	Physical force	10	Manhattan
Substantiated (Command Discipline B)	Abuse of Authority	Retaliatory summons	18	Manhattan
Substantiated (Command Discipline B)	Abuse of Authority	Interference with recording	18	Manhattan
Substantiated (Command Discipline B)	Abuse of Authority	Interference with recording	18	Manhattan
Substantiated (Charges)	Abuse of Authority	Retaliatory summons	22	Manhattan
Substantiated (Command Discipline A)	Offensive Language	Race	23	Bronx
Substantiated (Command Lvl Instructions)	Abuse of Authority	Refusal to provide name/shield number	30	Manhattan
Substantiated (Command Lvl Instructions)	Abuse of Authority	Refusal to provide name/shield number	30	Manhattan
Substantiated (Command Discipline B)	Abuse of Authority	Threat of force (verbal or physical)	34	Manhattan
Substantiated (Command Discipline A)	Abuse of Authority	Refusal to provide name/shield number	34	Manhattan
Substantiated (Command Discipline A)	Abuse of Authority	Other	34	Manhattan
Substantiated (Command Discipline A)	Abuse of Authority	Other	34	Manhattan
Substantiated (Command Discipline A)	Abuse of Authority	Other	34	Manhattan
Substantiated (Command Discipline A)	Abuse of Authority	Other	34	Manhattan
Substantiated (Command Lvl Instructions)	Abuse of Authority	Seizure of property	34	Manhattan
Substantiated (Command Lvl Instructions)	Abuse of Authority	Seizure of property	34	Manhattan
Substantiated (Command Discipline A)	Discourtesy	Word	34	Manhattan
Substantiated (Command Discipline B)	Discourtesy	Word	34	Manhattan
Substantiated (Command Discipline B)	Offensive Language	Gender	34	Manhattan
Substantiated (Command Discipline A)	Abuse of Authority	Vehicle stop	44	Bronx
Substantiated (Command Discipline B)	Discourtesy	Word	44	Bronx
Substantiated (Command Discipline A)	Discourtesy	Action	44	Bronx
Substantiated (Command Discipline B)	Force	Chokehold	46	Bronx
Substantiated (Command Discipline B)	Force	Chokehold	46	Bronx
Substantiated (Command Discipline B)	Force	Physical force	46	Bronx
Substantiated (Command Discipline B)	Force	Other	46	Bronx
Substantiated (Command Discipline B)	Force	Other	46	Bronx
Substantiated (Command Lvl Instructions)	Abuse of Authority	Vehicle search	47	Bronx
Substantiated (Command Discipline B)	Abuse of Authority	Vehicle search	47	Bronx
Substantiated (Command Discipline A)	Abuse of Authority	Threat of force (verbal or physical)	47	Bronx
Substantiated (Formalized Training)	Abuse of Authority	Frisk	47	Bronx
Substantiated (Command Discipline A)	Discourtesy	Word	47	Bronx
Substantiated (Command Discipline A)	Force	Physical force	47	Bronx
Substantiated (Formalized Training)	Abuse of Authority	Refusal to provide name/shield number	48	Bronx
Substantiated (Charges)	Abuse of Authority	Threat of summons	49	Bronx
Substantiated (Charges)	Abuse of Authority	Stop	49	Bronx
Substantiated (Charges)	Discourtesy	Word	49	Bronx

Board Disposition	FADO Category	Allegation	Precinct of Occurrence	Borough of Occurrence
Substantiated (Charges)	Discourtesy	Word	49	Bronx
Substantiated (Charges)	Force	Physical force	49	Bronx
Substantiated (Formalized Training)	Abuse of Authority	Vehicle search	52	Bronx
Substantiated (Command Discipline A)	Abuse of Authority	Frisk	61	Brooklyn
Substantiated (Command Discipline A)	Abuse of Authority	Frisk	61	Brooklyn
Substantiated (Command Discipline A)	Abuse of Authority	Search (of person)	61	Brooklyn
Substantiated (Command Discipline A)	Abuse of Authority	Search (of person)	61	Brooklyn
Substantiated (Command Discipline A)	Abuse of Authority	Stop	61	Brooklyn
Substantiated (Command Discipline A)	Abuse of Authority	Stop	61	Brooklyn
Substantiated (Charges)	Abuse of Authority	Premises entered and/or searched	69	Brooklyn
Substantiated (Charges)	Abuse of Authority	Premises entered and/or searched	69	Brooklyn
Substantiated (Charges)	Abuse of Authority	Threat of force (verbal or physical)	69	Brooklyn
Substantiated (Charges)	Abuse of Authority	Retaliatory arrest	69	Brooklyn
Substantiated (Charges)	Abuse of Authority	Retaliatory arrest	69	Brooklyn
Substantiated (Charges)	Abuse of Authority	Stop	69	Brooklyn
Substantiated (Charges)	Abuse of Authority	Stop	69	Brooklyn
Substantiated (Charges)	Discourtesy	Word	69	Brooklyn
Substantiated (Charges)	Discourtesy	Word	69	Brooklyn
Substantiated (Charges)	Discourtesy	Word	69	Brooklyn
Substantiated (Charges)	Offensive Language	Ethnicity	69	Brooklyn
Substantiated (Charges)	Abuse of Authority	Threat of force (verbal or physical)	70	Brooklyn
Substantiated (Command Discipline A)	Abuse of Authority	Refusal to provide name/shield number	70	Brooklyn
Substantiated (Command Discipline A)	Abuse of Authority	Refusal to provide name/shield number	70	Brooklyn
Substantiated (Charges)	Discourtesy	Word	70	Brooklyn
Substantiated (Command Discipline A)	Discourtesy	Action	70	Brooklyn
Substantiated (Charges)	Force	Physical force	70	Brooklyn
Substantiated (Command Lvl Instructions)	Abuse of Authority	Refusal to provide name/shield number	78	Brooklyn
Substantiated (Charges)	Abuse of Authority	Stop	84	Brooklyn
Substantiated (Charges)	Force	Physical force	84	Brooklyn
Substantiated (Command Discipline B)	Abuse of Authority	Threat of force (verbal or physical)	88	Brooklyn
Substantiated (Charges)	Abuse of Authority	Frisk	88	Brooklyn
Substantiated (Charges)	Abuse of Authority	Stop	88	Brooklyn
Substantiated (Charges)	Abuse of Authority	Stop	88	Brooklyn
Substantiated (Command Discipline B)	Force	Physical force	88	Brooklyn
Substantiated (Command Discipline B)	Abuse of Authority	Other	90	Brooklyn
Substantiated (Command Lvl Instructions)	Abuse of Authority	Refusal to provide name/shield number	102	Queens
Substantiated (Formalized Training)	Abuse of Authority	Other	102	Queens
Substantiated (Command Discipline A)	Discourtesy	Word	114	Queens
Substantiated (Command Discipline B)	Abuse of Authority	Premises entered and/or searched	115	Queens
Substantiated (Command Discipline B)	Abuse of Authority	Premises entered and/or searched	115	Queens
Substantiated (Command Discipline A)	Discourtesy	Word	120	Staten Island
Substantiated (Command Discipline A)	Force	Chokehold	120	Staten Island

Board Disposition	FADO Category	Allegation	Precinct of Occurrence	Borough of Occurrence
Substantiated (Command Discipline A)	Force	Physical force	120	Staten Island

Truncations

A “truncation” is a case that is not fully investigated, either because the complainant/victim withdraws the complaint; is uncooperative with the investigation; is not available for the investigative team to interview; or is never identified. The CCRB constantly seeks to lower the number of truncations.

Figure 32: Truncated Allegations (November 2017)

	Withdrawn	Uncooperative	Unavailable	Civilian Unidentified	Pending Litigation*	Total
Force	10	78	41	2	33	164
Abuse of Authority	34	168	24	1	33	260
Discourtesy	5	38	8	2	5	58
Offensive Language	5	10	1	0	0	16
Total	54	294	74	5	71	498

Figure 33: Truncated CCRB Complaints (November 2017)

	Withdrawn	Uncooperative	Unavailable	Civilian Unidentified	Pending Litigation*	Total
Total	25	109	30	0	26	190

Figure 34: Truncated Allegations (YTD 2017)

	Withdrawn	Uncooperative	Unavailable	Civilian Unidentified	Pending Litigation*	Total
Force	245	735	246	23	87	1336
Abuse of Authority	588	1848	320	38	63	2857
Discourtesy	149	459	75	11	8	702
Offensive Language	31	122	25	7	1	186
Total	1013	3164	666	79	159	5081

Figure 35: Truncated CCRB Complaints (YTD 2017)

	Withdrawn	Uncooperative	Unavailable	Civilian Unidentified	Pending Litigation*	Total
Total	466	1154	328	29	65	2042

*Pending Litigation is a truncation category added in August 2017. It indicates that the complaint was truncated due to the complainant/victim's attorney.

Complaints Against Officers Assigned to Police Service Areas

The Police Service Areas (PSA) are commands that police New York City Housing Developments throughout the five boroughs. PSA complaints are defined as complaints that contain at least one FADO allegation against an officer assigned to a PSA command.

Figure 36: PSA Complaints Closed as % of Total Complaints Closed

	Nov 2016	Nov 2017	YTD 2016	YTD 2017
PSA Complaints	17	20	160	162
Total Complaints	380	427	4112	3768
PSA Complaints as % of Total	4.5%	4.7%	3.9%	4.3%

A single PSA complaint may contain allegations against multiple officers assigned to multiple PSA commands. The following table breaks out the different PSAs and shows the number of officers assigned to each PSA against whom FADO allegations have been made.

Figure 37: Closed Complaints Against Officers Assigned to a PSA

	Nov 2016	Nov 2017	YTD 2016	YTD 2017
PSA 1	7	1	37	31
PSA 2	2	4	35	31
PSA 3	6	3	24	29
PSA 4	1	3	37	13
PSA 5	3	10	20	44
PSA 6	0	2	23	26
PSA 7	10	7	52	68
PSA 8	0	1	22	26
PSA 9	0	4	14	21
Total	29	35	264	289

Complaints typically contain more than one allegation. The following table shows the allegations made against officers assigned to PSA commands broken out by FADO type.

Figure 38: Closed Allegations Against Officers Assigned to a PSA by FADO Type

	Nov 2016		Nov 2017		YTD 2016		YTD 2017	
	Count	% of Total	Count	% of Total	Count	% of Total	Count	% of Total
Force (F)	12	32%	16	37%	124	34%	107	28%
Abuse of Authority (A)	20	54%	24	56%	166	46%	204	53%
Discourtesy (D)	5	14%	3	7%	58	16%	57	15%
Offensive Language (O)	0	0%	0	0%	12	3%	15	4%
Total	37	100%	43	100%	360	99%	383	100%

Dispositions of Officers Assigned to PSAs

The following tables show the Board disposition of officers assigned to a PSA with a FADO allegation made against them.

Figure 39: Disposition of PSA Officers (2016 vs 2017)

	Nov 2016		Nov 2017		YTD 2016		YTD 2017	
	Count	% of Total	Count	% of Total	Count	% of Total	Count	% of Total
Full Investigations								
Substantiated	1	6%	1	4%	25	18%	35	21%
Exonerated	5	31%	9	39%	40	29%	58	35%
Unfounded	1	6%	1	4%	14	10%	3	2%
Unsubstantiated	9	56%	12	52%	59	43%	71	43%
MOS Unidentified	0	0%	0	0%	0	0%	0	0%
Total - Full Investigations	16		23		138		167	
Mediation Closures	Count	% of Total	Count	% of Total	Count	% of Total	Count	% of Total
Mediated	2	100%	0	0%	7	22%	11	32%
Mediation Attempted	0	0%	1	100%	25	78%	23	68%
Total - ADR Closures	2		1		32		34	
Resolved Case Total	18	62%	24	69%	170	64%	201	70%
Truncations / Other Closures	Count	% of Total	Count	% of Total	Count	% of Total	Count	% of Total
Complaint withdrawn	1	9%	1	9%	8	9%	14	16%
Complainant/Victim/Witness uncooperative	9	82%	7	64%	71	76%	55	62%
Complainant/Victim/Witness unavailable	1	9%	2	18%	7	7%	12	14%
Victim unidentified	0	0%	0	0%	1	1%	0	0%
Closed - Pending Litigation*	0	0%	1	9%	0	0%	5	6%
Miscellaneous	0	0%	0	0%	2	2%	0	0%
Administrative closure*	0	0%	0	0%	5	5%	2	2%
Total - Other Case Dispositions	11		11		94		88	
Total - Closed Cases	29		35		264		289	

* Closed - Pending Litigation is a truncation category added in August 2017. It indicates that the complaint was truncated due to the complainant/victim's attorney.

**Administrative closure is a special category that deals with NYPD's Internal Affairs Bureau-referred cases or spin off cases with no complainant/victim, and in which CCRB attempts to locate or identify a complainant/victim has yielded no results.

Mediation Unit

Whenever mediation between a complainant/victim and subject officer is suitable, it is offered by CCRB investigators. If the complainant/victim and subject officer both agree to participate, a neutral, third-party mediator facilitates a conversation between the parties. “Mediation Attempted” refers to a situation in which an officer agrees to mediate and the complainant becomes unavailable (after the complainant initially agreed to mediation). The chart below indicates the number of mediations and attempted mediations in November and this year.

Figure 40: Mediated Complaints Closed

	November 2017			YTD 2017		
	Mediated	Mediation Attempted	Total	Mediated	Mediation Attempted	Total
Mediated Complaints	21	36	57	186	189	375

Figure 41: Mediated FADO Allegations Closed

	November 2017			YTD 2017		
	Mediated	Mediation Attempted	Total	Mediated	Mediation Attempted	Total
Force	7	5	12	30	29	59
Abuse of Authority	42	66	108	294	268	562
Discourtesy	11	24	35	92	104	196
Offensive Language	0	3	3	13	25	38
Total	60	98	158	429	426	855

Figure 42: Mediated Complaints By Borough (November 2017)

	Mediations
Bronx	3
Brooklyn	5
Manhattan	7
Queens	5
Staten Island	1

Figure 43: Mediated Allegations By Borough (November 2017)

	Mediations
Bronx	17
Brooklyn	20
Manhattan	13
Queens	8
Staten Island	2

**Figure 44: Mediated Complaints By Precinct
(Nov 2017 - YTD 2017)**

Precinct	Nov 2017	YTD 2017	Precinct	Nov 2017	YTD 2017
1	0	2	68	0	1
6	0	3	69	1	1
7	1	3	70	0	2
9	0	1	71	1	2
13	0	1	72	0	2
14	3	5	73	1	5
17	0	1	75	0	7
18	1	7	77	0	3
19	0	3	78	0	1
20	1	2	79	0	4
22	0	1	81	0	6
23	1	1	83	0	2
24	0	2	84	0	3
25	0	5	88	0	2
26	0	1	90	1	1
28	0	3	94	0	2
30	0	2	100	0	1
32	0	5	101	1	4
33	0	1	102	1	5
34	0	1	103	0	3
40	0	1	104	0	1
41	1	3	105	0	3
42	0	3	106	1	2
43	0	2	107	0	2
44	2	5	108	0	1
45	0	3	110	0	4
47	0	3	112	1	2
48	0	1	113	1	4
50	0	4	114	0	4
52	0	5	115	0	2
61	0	2	120	0	1
62	0	1	121	0	2
63	0	1	122	0	2
66	0	5	123	1	1
67	1	8	NA	0	1

**Figure 45: Mediated Allegations By Precinct
(Nov 2017 - YTD 2017)**

Precinct	Nov 2017	YTD 2017	Precinct	Nov 2017	YTD 2017
1	0	5	68	0	1
6	0	8	69	3	3
7	3	11	70	0	6
9	0	2	71	3	8
13	0	1	72	0	3
14	4	8	73	5	14
17	0	1	75	0	16
18	4	22	77	0	7
19	0	4	78	0	1
20	1	2	79	0	9
22	0	1	81	0	7
23	1	1	83	0	3
24	0	5	84	0	10
25	0	10	88	0	4
26	0	2	90	4	4
28	0	4	94	0	3
30	0	3	100	0	1
32	0	10	101	2	5
33	0	3	102	2	11
34	0	5	103	0	5
40	0	5	104	0	4
41	1	8	105	0	6
42	0	8	106	1	2
43	0	6	107	0	4
44	16	19	108	0	4
45	0	11	110	0	9
47	0	5	112	1	3
48	0	2	113	2	10
50	0	10	114	0	10
52	0	14	115	0	2
61	0	3	120	0	1
62	0	4	121	0	6
63	0	1	122	0	2
66	0	8	123	2	2
67	5	30	NA	0	1

Administrative Prosecution Unit

The CCRB's Administrative Prosecution Unit (APU) prosecutes police misconduct cases when the Board has recommended charges, in the NYPD Trial Room. The APU is also able to offer pleas to officers who admit guilt rather than going to trial. Following a plea agreement or the conclusion of a disciplinary trial, cases are sent to the Police Commissioner for final penalties.

Figure 46: Administrative Prosecution Unit Case Closures

Disposition Category	Prosecution Disposition	Nov 2017	YTD 2017
Disciplinary Action	Not guilty after trial but Discipline Imposed	0	0
	Guilty after trial	2	26
	Trial verdict dismissed by PC, Comm. Disc. A imposed	0	0
	Trial verdict dismissed by PC, Comm. Disc. B imposed	0	0
	Trial verdict dismissed by PC, Formalized Training imposed	0	0
	Trial verdict dismissed by PC, Instructions imposed	0	0
	Trial verdict reversed by PC, Final verdict Guilty	0	0
	Resolved by plea	0	24
	Plea set aside, Comm. Disc. B	0	0
	Plea set aside, Comm. Disc. A	0	0
	Plea set aside, Formalized Training	0	2
	Plea set aside, Instructions	0	1
	*Retained, with discipline	0	4
	Disciplinary Action Total	2	57
No Disciplinary Action	Not guilty after trial	5	37
	Trial verdict reversed by PC, Final verdict Not Guilty	0	1
	Plea set aside, Without discipline	0	3
	**Retained, without discipline	0	3
	Dismissed by APU	0	0
	SOL Expired in APU	0	0
	No Disciplinary Action Total	5	44
Not Adjudicated	Charges not filed	0	0
	Deceased	0	0
	Other	0	1
	***Previously adjudicated, with discipline	0	0
	***Previously adjudicated, without discipline	0	0
	†Reconsidered by CCRB Board	0	3
	Retired	0	0
	SOL Expired prior to APU	0	0
	Not Adjudicated Total	0	4
Total Closures	7	105	

*Retained cases are those in which the Department kept jurisdiction pursuant to Section 2 of the April 2, 2012 Memorandum of Understanding between the NYPD and the CCRB.

** When the Department keeps jurisdiction pursuant to Section 2 and does not impose any discipline on the officer, it is the equivalent of a category referred to as "Department Unable to Prosecute" (DUP). Cases are referred to as DUP when the department decides that it will not discipline an officer against whom the Board recommended discipline other than charges.

*** In some cases, the Department conducts its own investigation and prosecution prior to the completion of the CCRB's investigation. In those cases, the APU does not conduct a second prosecution.

† Under the Board's reconsideration process, an officer who has charges recommended as the penalty for a substantiated allegation may have the recommended penalty changed to something other than charges or have the disposition changed to something other than substantiated. In those cases, the APU ceases its prosecution.

NYPD Discipline

Under the New York City Charter, the Police Commissioner makes the final decision regarding discipline and the outcome of disciplinary trials.

The first chart reflects NYPD-imposed discipline for cases brought by the APU (Charges).

The chart on the following page reflects cases referred to the Police Commissioner where the Board recommended Command Discipline, Formalized Training or Instructions.

Figure 47: NYPD Discipline Imposed for Adjudicated APU Cases

Discipline*	November 2017	YTD 2017
Terminated	0	0
Suspension for or loss of vacation time of 31 or more days and/or Dismissal Probation	0	0
Suspension for or loss of vacation time of 21 to 30 days	0	2
Suspension for or loss of vacation time of 11 to 20 days	2	16
Suspension for or loss of vacation time of 1 to 10 days	0	31
Command Discipline B	0	0
Command Discipline A	0	0
Formalized Training**	0	6
Instructions***	0	1
Warned & Admonished/Reprimanded	0	1
Disciplinary Action† Total	2	57
No Disciplinary Action†	5	44
Adjudicated Total	7	101
Discipline Rate	29%	56%
Not Adjudicated† Total	0	4
Total Closures	7	105

*Where more than one penalty is imposed on a respondent, it is reported under the more severe penalty.

** Formalized training is conducted by the Police Academy, the NYPD Legal Bureau, or other NYPD Unit.

*** Instructions are conducted at the command level.

† The case closure types that define the "Disciplinary Action", "No Disciplinary Action" and "Not Adjudicated" categories are listed in Figure 43 on the previous page.

Figure 48: NYPD Discipline Imposed for Non-APU Cases

Disposition	Disposition Type*	November 2017	YTD 2017
Disciplinary Action	Terminated	0	0
	Suspension for or loss of vacation time of 31 or more days and/or Dismissal Probation	0	0
	Suspension for or loss of vacation time of 21 to 30 days	0	0
	Suspension for or loss of vacation time of 11 to 20 days	0	1
	Suspension for or loss of vacation time of 1 to 10 days	0	1
	Command Discipline B	0	14
	Command Discipline A	3	91
	Formalized Training**	16	117
	Instructions***	4	42
	Warned & admonished/Reprimanded	0	0
	Total		23
No Disciplinary Action	Not Guilty	2	3
	Dismissed †	2	2
	Filed ††	1	13
	SOL Expired	0	0
	Department Unable to Prosecute†††	14	86
	Total		19
	Discipline Rate	55%	72%
	DUP Rate	33%	23%

*Where the respondent is found guilty of charges, and the penalty imposed would fall into more than one of the above listed categories, it is reported under the more severe penalty.

** Formalized training is conducted by the Police Academy, the NYPD Legal Bureau, or other NYPD Unit.

*** Instructions are conducted at the command level.

† Trial outcomes in non-APU cases typically involve MOS who turned down command discipline, prompting the police department to proceed with charges.

†† "Filed" is a term used when the police department is not required to take action against the subject officer because the officer has resigned or retired from the department, or has been terminated.

††† When the department decides that it will not discipline an officer against whom the Board recommended discipline other than charges, those cases are referred to as "Department Unable to Prosecute," or DUP.

Figure 49: NYPD Discipline Imposed for Allegations - Non-APU Cases (November 2017)

Board Disposition	FADO Type	Allegation	Precinct	Borough	NYPD Discipline
Substantiated (Command Discipline B)	A	Stop	5	Manhattan	No Discipline
Substantiated (Command Discipline B)	A	Premises entered and/or searched	9	Manhattan	Formalized Training
Substantiated (Command Discipline B)	A	Other	9	Manhattan	Formalized Training
Substantiated (Command Discipline B)	A	Stop	9	Manhattan	Formalized Training
Substantiated (Command Lvl Instructions)	F	Physical force	13	Manhattan	Instructions
Substantiated (Command Lvl Instructions)	F	Physical force	13	Manhattan	Instructions
Substantiated (Command Discipline A)	A	Retaliatory summons	14	Manhattan	Command Discipline A
Substantiated (Formalized Training)	A	Retaliatory summons	14	Manhattan	Formalized Training
Substantiated (Formalized Training)	A	Stop	14	Manhattan	Formalized Training
Substantiated (Formalized Training)	A	Refusal to obtain medical treatment	28	Manhattan	No Discipline
Substantiated (Formalized Training)	A	Search (of person)	28	Manhattan	No Discipline
Substantiated (Formalized Training)	A	Premises entered and/or searched	30	Manhattan	No Discipline
Substantiated (Command Discipline A)	D	Word	30	Manhattan	No Discipline
Substantiated (Formalized Training)	A	Vehicle search	32	Manhattan	No Discipline
Substantiated (Formalized Training)	A	Vehicle search	32	Manhattan	Formalized Training
Substantiated (Command Discipline A)	A	Vehicle search	32	Manhattan	Formalized Training
Substantiated (Command Discipline B)	A	Vehicle search	32	Manhattan	No Discipline
Substantiated (Command Discipline B)	D	Word	32	Manhattan	No Discipline
Substantiated (Command Discipline A)	D	Word	32	Manhattan	Formalized Training
Substantiated (Formalized Training)	A	Frisk	32	Manhattan	Formalized Training
Substantiated (Command Discipline B)	A	Frisk	32	Manhattan	No Discipline
Substantiated (Command Discipline B)	A	Search (of person)	32	Manhattan	No Discipline
Substantiated (Command Discipline B)	A	Search (of person)	32	Manhattan	No Discipline
Substantiated (Formalized Training)	A	Interference with recording	32	Manhattan	Formalized Training
Substantiated (Formalized Training)	A	Vehicle search	41	Bronx	Formalized Training
Substantiated (Formalized Training)	A	Retaliatory arrest	41	Bronx	Formalized Training
Substantiated (Formalized Training)	A	Retaliatory arrest	41	Bronx	Formalized Training
Substantiated (Formalized Training)	A	Stop	41	Bronx	Formalized Training
Substantiated (Formalized Training)	A	Stop	41	Bronx	Formalized Training
Substantiated (Command Discipline B)	A	Other	44	Bronx	No Discipline
Substantiated (Command Lvl Instructions)	A	Retaliatory summons	45	Bronx	Instructions

Board Disposition	FADO Type	Allegation	Precinct	Borough	NYPD Discipline
Substantiated (Command Lvl Instructions)	A	Search (of person)	45	Bronx	Instructions
Substantiated (Formalized Training)	A	Premises entered and/or searched	52	Bronx	No Discipline
Substantiated (Formalized Training)	A	Premises entered and/or searched	52	Bronx	No Discipline
Substantiated (Command Discipline A)	F	Physical force	67	Brooklyn	No Discipline
Substantiated (Instructions)	A	Threat to damage/seize property	67	Brooklyn	No Discipline
Substantiated (Command Lvl Instructions)	A	Other	73	Brooklyn	No Discipline
Substantiated (Command Discipline A)	A	Frisk	73	Brooklyn	Formalized Training
Substantiated (Command Discipline A)	A	Frisk	73	Brooklyn	Formalized Training
Substantiated (Command Discipline A)	A	Frisk	73	Brooklyn	Formalized Training
Substantiated (Command Discipline A)	A	Frisk	73	Brooklyn	Formalized Training
Substantiated (Command Discipline A)	A	Stop	73	Brooklyn	Formalized Training
Substantiated (Command Discipline A)	A	Stop	73	Brooklyn	Formalized Training
Substantiated (Command Discipline A)	A	Stop	73	Brooklyn	Formalized Training
Substantiated (Command Discipline A)	A	Premises entered and/or searched	75	Brooklyn	No Discipline
Substantiated (Command Discipline B)	A	Premises entered and/or searched	75	Brooklyn	No Discipline
Substantiated (Command Discipline A)	A	Premises entered and/or searched	75	Brooklyn	No Discipline
Substantiated (Command Discipline A)	A	Threat of arrest	75	Brooklyn	Formalized Training
Substantiated (Command Discipline A)	A	Refusal to process civilian complaint	75	Brooklyn	Formalized Training
Substantiated (Command Discipline A)	A	Refusal to process civilian complaint	75	Brooklyn	Formalized Training
Substantiated (Command Discipline A)	A	Refusal to process civilian complaint	75	Brooklyn	Formalized Training
Substantiated (Command Discipline A)	A	Refusal to process civilian complaint	75	Brooklyn	Formalized Training
Substantiated (Command Discipline A)	A	Refusal to process civilian complaint	75	Brooklyn	Formalized Training
Substantiated (Command Discipline B)	A	Refusal to provide name/shield number	106	Queens	Command Discipline A
Substantiated (Command Discipline B)	A	Frisk	106	Queens	Command Discipline A
Substantiated (Command Discipline B)	A	Stop	106	Queens	Command Discipline A
Substantiated (Command Discipline B)	A	Stop	106	Queens	Command Discipline A
Substantiated (Command Discipline B)	A	Stop	106	Queens	Command Discipline A
Substantiated (Command Discipline B)	A	Stop	106	Queens	Command Discipline A
Substantiated (Command Discipline B)	A	Stop	106	Queens	Command Discipline A
Substantiated (Command Discipline B)	A	Stop	106	Queens	Command Discipline A

Board Disposition	FADO Type	Allegation	Precinct	Borough	NYPD Discipline
Substantiated (Formalized Training)	D	Word	108	Queens	No Discipline
Substantiated (Formalized Training)	A	Search (of person)	108	Queens	No Discipline
Substantiated (Formalized Training)	A	Question	108	Queens	No Discipline
Substantiated (Command Discipline B)	A	Frisk	110	Queens	Formalized Training
Substantiated (Command Discipline B)	A	Search (of person)	110	Queens	Formalized Training
Substantiated (Command Discipline B)	A	Stop	110	Queens	Formalized Training
Substantiated (Command Discipline B)	A	Stop	110	Queens	Formalized Training
Substantiated (Command Discipline B)	A	Question	110	Queens	Formalized Training
Substantiated (Command Discipline B)	A	Premises entered and/or searched	120	Staten Island	No Discipline
Substantiated (Command Discipline B)	A	Premises entered and/or searched	120	Staten Island	No Discipline

Figure 50: NYPD Discipline Imposed for Allegations - APU Adjudicated Cases (November 2017)

Board Disposition	FADO Type	Allegation	Precinct	Borough	NYPD Discipline
Substantiated (Charges)	A	Vehicle stop	30	Manhattan	No Discipline (Not guilty after trial)
Substantiated (Charges)	A	Vehicle stop	30	Manhattan	No Discipline (Not guilty after trial)
Substantiated (Charges)	A	Threat to damage/seize property	30	Manhattan	No Discipline (Not guilty after trial)
Substantiated (Charges)	A	Threat to damage/seize property	30	Manhattan	No Discipline (Not guilty after trial)
Substantiated (Charges)	D	Word	30	Manhattan	No Discipline (Not guilty after trial)
Substantiated (Charges)	D	Word	30	Manhattan	No Discipline (Not guilty after trial)
Substantiated (Charges)	D	Action	30	Manhattan	No Discipline (Not guilty after trial)
Substantiated (Charges)	A	Premises entered and/or searched	43	Bronx	No Discipline (Not guilty after trial)
Substantiated (Charges)	A	Premises entered and/or searched	43	Bronx	No Discipline (Not guilty after trial)
Substantiated (Charges)	A	Refusal to provide name/shield number	43	Bronx	No Discipline (Not guilty after trial)
Substantiated (Charges)	D	Word	43	Bronx	No Discipline (Not guilty after trial)
Substantiated (Charges)	F	Physical force	46	Bronx	No Discipline (Not guilty after trial)
Substantiated (Charges)	F	Hit against inanimate object	49	Bronx	Forfeit vacation 20 day(s)
Substantiated (Charges)	F	Physical force	49	Bronx	Forfeit vacation 20 day(s)
Substantiated (Charges)	A	Threat of force (verbal or physical)	49	Bronx	Forfeit vacation 20 day(s)
Substantiated (Charges)	D	Word	49	Bronx	Forfeit vacation 20 day(s)

Appendix

Over the years, the CCRB has made many types of data publicly available. In reorganizing the Monthly Report, we do not intend to remove any valuable information from the public domain. However, the Agency believes that some information is essential to place in the main body of the Monthly Report, while more granular charts and figures are better suited to the Appendix. We welcome you to contact the CCRB at www.nyc.gov or 212-912-7235 if you are having difficulty finding information on CCRB data that was formerly available.

Figure 51: CCRB Open Docket - Age of CCRB Cases Based On Incident Date

	November 2017		October 2017		Change	% Change
	Count	% of Total	Count	% of Total		
Cases 0-4 Months	1046	80.6%	1100	80.5%	-54	-4.9%
Cases 5-7 Months	173	13.3%	182	13.3%	-9	-4.9%
Cases 8 Months	20	1.5%	19	1.4%	1	5.3%
Cases 9 Months	11	0.8%	19	1.4%	-8	-42.1%
Cases 10 Months	12	0.9%	7	0.5%	5	71.4%
Cases 11 Months	6	0.5%	9	0.7%	-3	-33.3%
Cases 12 Months	6	0.5%	4	0.3%	2	50.0%
Cases 13 Months	4	0.3%	2	0.1%	2	100.0%
Cases 14 Months	1	0.1%	2	0.1%	-1	-50.0%
Cases 15 Months	2	0.2%	6	0.4%	-4	-66.7%
Cases 16 Months	4	0.3%	3	0.2%	1	33.3%
Cases 17 Months	3	0.2%	2	0.1%	1	50.0%
Cases 18 Months	0	0.0%	1	0.1%	-1	NA
Cases Over 18 Months	10	0.8%	11	0.8%	-1	-9.1%
NA	0	0.0%	0	0.0%	0	NA
Total	1298	100.0%	1367	100.0%	-69	-5.0%

Figure 52: CCRB Open Docket - Age of CCRB Cases Based On CCRB Received Date

	November 2017		October 2017		Change	% Change
	Count	% of Total	Count	% of Total		
Cases 0-4 Months	1142	88.0%	1195	87.4%	-53	-4.4%
Cases 5-7 Months	126	9.7%	142	10.4%	-16	-11.3%
Cases 8 Months	9	0.7%	9	0.7%	0	0.0%
Cases 9 Months	6	0.5%	7	0.5%	-1	-14.3%
Cases 10 Months	3	0.2%	2	0.1%	1	50.0%
Cases 11 Months	1	0.1%	3	0.2%	-2	-66.7%
Cases 12 Months	2	0.2%	0	0.0%	2	NA
Cases 13 Months	1	0.1%	1	0.1%	0	0.0%
Cases 14 Months	1	0.1%	0	0.0%	1	NA
Cases 15 Months	0	0.0%	1	0.1%	-1	NA
Cases 16 Months	1	0.1%	0	0.0%	1	NA
Cases 17 Months	0	0.0%	1	0.1%	-1	NA
Cases 18 Months	0	0.0%	2	0.1%	-2	NA
Cases Over 18 Months	6	0.5%	4	0.3%	2	50.0%
NA	0	0.0%	0	0.0%	0	NA
Total	1298	100.0%	1367	100.0%	-69	-5.0%

Figure 53: CCRB Investigations Docket - Age of CCRB Cases Based On Incident Date

	November 2017		October 2017		Change	% Change
	Count	% of Total	Count	% of Total		
Cases 0-4 Months	734	83.7%	736	86.7%	-2	-0.3%
Cases 5-7 Months	90	10.3%	72	8.5%	18	25.0%
Cases 8 Months	12	1.4%	7	0.8%	5	71.4%
Cases 9 Months	8	0.9%	10	1.2%	-2	-20.0%
Cases 10 Months	7	0.8%	4	0.5%	3	75.0%
Cases 11 Months	5	0.6%	5	0.6%	0	0.0%
Cases 12 Months	4	0.5%	3	0.4%	1	33.3%
Cases 13 Months	4	0.5%	0	0.0%	4	NA
Cases 14 Months	0	0.0%	1	0.1%	-1	NA
Cases 15 Months	1	0.1%	1	0.1%	0	0.0%
Cases 16 Months	2	0.2%	2	0.2%	0	0.0%
Cases 17 Months	2	0.2%	0	0.0%	2	NA
Cases 18 Months	0	0.0%	0	0.0%	0	NA
Cases Over 18 Months	8	0.9%	8	0.9%	0	0.0%
NA	0	0.0%	0	0.0%	0	NA
Total	877	100.0%	849	100.0%	28	3.3%

Figure 54: CCRB DA Hold Docket - Age of CCRB Cases Based On Incident Date

	November 2017	
	Count	% of Total
Cases 0-4 Months	0	0.0%
Cases 5-7 Months	1	11.1%
Cases 8 Months	0	0.0%
Cases 9 Months	1	11.1%
Cases 10 Months	1	11.1%
Cases 11 Months	0	0.0%
Cases 12 Months	2	22.2%
Cases 13 Months	0	0.0%
Cases 14 Months	0	0.0%
Cases 15 Months	1	11.1%
Cases 16 Months	1	11.1%
Cases 17 Months	0	0.0%
Cases 18 Months	0	0.0%
Cases Over 18 Months	2	22.2%
NA	0	0.0%
Total	9	100.0%

Figure 55: Disposition of Force Allegations (YTD 2017)

Force Allegation	Substantiated		Exonerated		Unsubstantiated		Unfounded		Officer Unidentified		Miscellaneous	
	Count	%	Count	%	Count	%	Count	%	Count	%	Count	%
Gun Pointed	8	7%	56	48.7%	29	25.2%	11	9.6%	11	9.6%	0	0%
Gun fired	0	0.0%	0	0.0%	0	0.0%	0	0.0%	0	0.0%	0	0.0%
Nightstick as club (incl asp & baton)	10	32.3%	9	29%	4	12.9%	3	9.7%	5	16.1%	0	0%
Gun as club	2	25%	0	0%	3	37.5%	1	12.5%	2	25%	0	0%
Radio as club	0	0%	0	0%	2	50%	2	50%	0	0%	0	0%
Flashlight as club	0	0.0%	0	0.0%	0	0.0%	0	0.0%	0	0.0%	0	0.0%
Police shield	0	0%	1	20%	4	80%	0	0%	0	0%	0	0%
Vehicle	1	12.5%	1	12.5%	3	37.5%	3	37.5%	0	0%	0	0%
Other blunt instrument as a club	0	0%	0	0%	1	12.5%	6	75%	1	12.5%	0	0%
Hit against inanimate object	0	0%	8	17.4%	25	54.3%	7	15.2%	6	13%	0	0%
Chokehold	11	18.3%	0	0%	22	36.7%	19	31.7%	8	13.3%	0	0%
Pepper spray	1	4.3%	13	56.5%	4	17.4%	1	4.3%	4	17.4%	0	0%
Physical force	41	4.4%	388	41.3%	286	30.4%	128	13.6%	96	10.2%	1	0.1%
Handcuffs too tight	0	0%	0	0%	9	50%	6	33.3%	3	16.7%	0	0%
Nonlethal restraining device	2	9.1%	14	63.6%	4	18.2%	2	9.1%	0	0%	0	0%
Animal	0	0.0%	0	0.0%	0	0.0%	0	0.0%	0	0.0%	0	0.0%
Other	7	8.9%	9	11.4%	37	46.8%	16	20.3%	10	12.7%	0	0%
Restricted Breathing	0	0.0%	0	0.0%	0	0.0%	0	0.0%	0	0.0%	0	0.0%
Total	83	6.1%	499	36.5%	433	31.7%	205	15%	146	10.7%	1	0.1%

Figure 56: Disposition of Abuse of Authority Allegations (YTD 2017)

Abuse of Authority Allegation	Substantiated		Exonerated		Unsubstantiated		Unfounded		Officer Unidentified		Miscellaneous	
	Count	%	Count	%	Count	%	Count	%	Count	%	Count	%
Gun Drawn	2	6.7%	15	50%	4	13.3%	1	3.3%	8	26.7%	0	0%
Strip-searched	4	9.3%	7	16.3%	20	46.5%	4	9.3%	8	18.6%	0	0%
Vehicle stop	20	8.5%	115	48.7%	80	33.9%	0	0%	21	8.9%	0	0%
Vehicle search	38	18.6%	74	36.3%	64	31.4%	3	1.5%	25	12.3%	0	0%
Premises entered and/or searched	51	9.9%	341	66%	93	18%	7	1.4%	25	4.8%	0	0%
Threat of summons	2	8%	10	40%	8	32%	1	4%	4	16%	0	0%
Threat of arrest	15	4.6%	114	35.3%	154	47.7%	13	4%	27	8.4%	0	0%
Threat to notify ACS	1	5.9%	7	41.2%	7	41.2%	0	0%	2	11.8%	0	0%
Threat of force (verbal or physical)	24	15.1%	25	15.7%	69	43.4%	19	11.9%	22	13.8%	0	0%
Threat to damage/seize property	2	4.5%	13	29.5%	22	50%	2	4.5%	5	11.4%	0	0%
Property damaged	5	5.6%	21	23.3%	31	34.4%	5	5.6%	28	31.1%	0	0%
Refusal to process civilian complaint	15	28.3%	1	1.9%	25	47.2%	5	9.4%	7	13.2%	0	0%
Refusal to provide name/shield number	30	9.2%	1	0.3%	219	67.4%	43	13.2%	32	9.8%	0	0%
Retaliatory arrest	12	63.2%	2	10.5%	5	26.3%	0	0%	0	0%	0	0%
Retaliatory summons	15	88.2%	0	0%	1	5.9%	1	5.9%	0	0%	0	0%
Refusal to obtain medical treatment	3	3.3%	0	0%	65	72.2%	15	16.7%	7	7.8%	0	0%
Improper dissemination of medical info	0	0.0%	0	0.0%	0	0.0%	0	0.0%	0	0.0%	0	0.0%
Other	40	29.9%	71	53%	13	9.7%	3	2.2%	7	5.2%	0	0%
Seizure of property	6	15.4%	16	41%	14	35.9%	1	2.6%	2	5.1%	0	0%
Failure to show search warrant	2	8%	0	0%	15	60%	5	20%	3	12%	0	0%
Frisk	69	29.5%	65	27.8%	60	25.6%	3	1.3%	37	15.8%	0	0%
Search (of person)	42	16.2%	59	22.7%	99	38.1%	3	1.2%	57	21.9%	0	0%
Stop	65	20.5%	150	47.3%	62	19.6%	3	0.9%	37	11.7%	0	0%
Question	9	11.5%	25	32.1%	25	32.1%	0	0%	19	24.4%	0	0%
Refusal to show arrest warrant	0	0%	0	0%	3	60%	0	0%	2	40%	0	0%
Interference with recording	13	21%	6	9.7%	25	40.3%	11	17.7%	7	11.3%	0	0%
Search of recording device	0	0%	0	0%	9	75%	0	0%	3	25%	0	0%
Electronic device information deletion	0	0%	0	0%	3	50%	1	16.7%	2	33.3%	0	0%
Forcible Removal to Hospital	0	0.0%	0	0.0%	0	0.0%	0	0.0%	0	0.0%	0	0.0%

Threat re: removal to hospital	0	0.0%	0	0.0%	0	0.0%	0	0.0%	0	0.0%	0	0.0%
Threat re: immigration status	0	0.0%	0	0.0%	0	0.0%	0	0.0%	0	0.0%	0	0.0%
Disseminated immigration status	0	0.0%	0	0.0%	0	0.0%	0	0.0%	0	0.0%	0	0.0%
Questioned immigration status	0	0.0%	0	0.0%	0	0.0%	0	0.0%	0	0.0%	0	0.0%
Total	485	14.4%	1138	33.8%	1195	35.5%	149	4.4%	397	11.8%	0	0%

Figure 57: Disposition of Discourtesy Allegations (YTD 2017)

Discourtesy Allegation	Substantiated		Exonerated		Unsubstantiated		Unfounded		Officer Unidentified		Miscellaneous	
	Count	%	Count	%	Count	%	Count	%	Count	%	Count	%
Word	59	8%	27	3.7%	494	67.1%	57	7.7%	99	13.5%	0	0%
Gesture	0	0%	0	0%	13	76.5%	1	5.9%	3	17.6%	0	0%
Demeanor/tone	1	33.3%	0	0%	2	66.7%	0	0%	0	0%	0	0%
Action	9	9.8%	2	2.2%	54	58.7%	12	13%	15	16.3%	0	0%
Other	0	0.0%	0	0.0%	0	0.0%	0	0.0%	0	0.0%	0	0.0%
Total	69	8.1%	29	3.4%	563	66.4%	70	8.3%	117	13.8%	0	0%

Figure 58: Disposition of Offensive Language Allegations (YTD 2017)

Offensive Language Allegation	Substantiated		Exonerated		Unsubstantiated		Unfounded		Officer Unidentified		Miscellaneous	
	Count	%	Count	%	Count	%	Count	%	Count	%	Count	%
Race	4	6.2%	0	0%	35	54.7%	17	26.6%	8	12.5%	0	0%
Ethnicity	2	7.1%	0	0%	19	67.9%	2	7.1%	5	17.9%	0	0%
Religion	2	25%	0	0%	3	37.5%	3	37.5%	0	0%	0	0%
Gender	2	3.4%	0	0%	37	63.8%	9	15.5%	10	17.2%	0	0%
Sexual orientation	1	6.2%	0	0%	14	87.5%	1	6.2%	0	0%	0	0%
Physical disability	0	0%	0	0%	4	100%	0	0%	0	0%	0	0%
Other	3	18.8%	0	0%	9	56.2%	1	6.2%	3	18.8%	0	0%
Total	14	7.2%	0	0%	121	62.4%	33	17%	26	13.4%	0	0%

Figure 59: Administrative Prosecutions Unit Open Docket (November 2017)

Case Stage	Cases	Percent
Charges served, Conference Date Requested	0	0%
Trial commenced	0	0%
Awaiting filing of charges	20	40%
Charges filed, awaiting service	16	32%
Charges served, CORD/SoEH/DCS pending	6	12%
Calendared for court appearance	2	4%
Case Off Calendar - Subsequent Appearance Pending	3	6%
Trial scheduled	2	4%
Plea agreed - paperwork pending	1	2%
Total	50	100%

CORD is the CO's Report on MOS facing discipline.
 SoEH is the Summary of Employment History.
 DCS is the Disciplinary Cover Sheet.

Figure 60: Administrative Prosecutions Unit Cases Awaiting Final Disposition (November 2017)

Case Stage	Cases	Percent
Disposition modified, awaiting final disp.	11	22%
Plea filed - awaiting approval by PC	21	41%
Verdict rendered - awaiting approval by PC	17	33%
Verdict rendered - Fogel response due	1	2%
Trial completed, awaiting verdict	1	2%
Total	51	100%

A Fogel response is a letter to the Trial Commissioner with comments from the CCRB on the Trial Commissioner's report and recommendation.

Figure 61: Officers With CCRB Complaints Closed in 2017 by Command

Patrol Services Bureau	Substantiated MOS Nov 2017	Substantiated MOS YTD 2017	Total MOS Nov 2017	Total MOS YTD 2017
Patrol Borough Manhattan South Total	2	17	32	257
Patrol Borough Manhattan North Total	8	44	45	396
Patrol Borough Bronx Total	13	64	96	643
Patrol Borough Brooklyn South Total	8	37	66	489
Patrol Borough Brooklyn North Total	3	57	46	504
Patrol Borough Queens South Total	2	24	38	343
Patrol Borough Queens North Total	0	8	25	170
Patrol Borough Staten Island Total	1	7	14	149
Special Operations Division Total	0	3	4	39
Other Patrol Services Bureau Commands Total	0	0	0	0
Total	37	261	366	2990
Other Bureaus				
Traffic Control Division Total	2	7	7	40
Transit Bureau Total	0	4	23	186
Housing Bureau Total	1	36	38	307
Organized Crime Control Bureau Total	2	19	26	205
Detective Bureau Total	1	10	13	124
Other Bureaus Total	1	21	9	127
Total	7	97	116	989
Other Commands				
Deputy Commissioners and Miscellaneous Commands Total	2	3	11	39
Undetermined	0	3	2	27
Total	46	364	495	4045

Table shows MOS command as recorded at the time of complaint.

Figure 62A: Officers With CCRB Complaints Closed in 2017 by Command - Patrol Borough Manhattan South

Manhattan South	Substantiated MOS Nov 2017	Substantiated MOS YTD 2017	Total MOS Nov 2017	Total MOS YTD 2017
001 Precinct	0	0	0	12
005 Precinct	0	0	0	19
006 Precinct	0	2	2	21
007 Precinct	0	1	3	16
009 Precinct	0	2	5	30
010 Precinct	0	1	3	20
013 Precinct	0	1	3	20
Midtown South Precinct	0	0	4	35
017 Precinct	0	0	2	18
Midtown North Precinct	2	4	5	37
Precincts Total	2	11	27	228
Patrol Borough Manhattan South Task Force	0	2	0	7
Patrol Borough Manhattan South HQ	0	3	5	21
Patrol Borough Manhattan South Anti-Crime Unit	0	1	0	1
Patrol Borough Manhattan South Total	2	17	32	257

Table shows MOS command as recorded at the time of complaint.

Figure 62B: Officers With CCRB Complaints Closed in 2017 by Command - Patrol Borough Manhattan North

Manhattan North	Substantiated MOS Nov 2017	Substantiated MOS YTD 2017	Total MOS Nov 2017	Total MOS YTD 2017
019 Precinct	0	0	0	35
020 Precinct	0	2	1	24
023 Precinct	0	4	3	29
024 Precinct	0	5	1	29
025 Precinct	0	2	2	33
026 Precinct	0	0	0	12
Central Park Precinct	1	1	1	3
028 Precinct	0	1	2	40
030 Precinct	0	6	2	41
032 Precinct	0	9	12	62
033 Precinct	0	3	1	33
034 Precinct	7	11	17	45
Precincts Total	8	44	42	386
Patrol Borough Manhattan North Task Force	0	0	0	0
Patrol Borough Manhattan North HQ	0	0	3	5
Patrol Borough Manhattan North Anti-Crime Unit	0	0	0	5
Manhattan North Impact Response Team	0	0	0	0
Patrol Borough Manhattan North Total	8	44	45	396

Table shows MOS command as recorded at the time of complaint.

Figure 62C: Officers With CCRB Complaints Closed in 2017 by Command - Patrol Borough Bronx

Bronx	Substantiated MOS Nov 2017	Substantiated MOS YTD 2017	Total MOS Nov 2017	Total MOS YTD 2017
040 Precinct	0	4	6	44
041 Precinct	0	5	3	65
042 Precinct	0	3	5	38
043 Precinct	0	2	4	36
044 Precinct	2	13	21	78
045 Precinct	0	3	2	20
046 Precinct	2	5	8	48
047 Precinct	5	8	22	98
048 Precinct	1	4	6	48
049 Precinct	2	3	3	37
050 Precinct	0	4	2	39
052 Precinct	1	9	14	79
Precincts Total	13	63	96	630
Patrol Borough Bronx Task Force	0	0	0	8
Patrol Borough Bronx HQ	0	1	0	5
Patrol Borough Bronx Anti-Crime Unit	0	0	0	0
Bronx Impact Response Team	0	0	0	0
Patrol Borough Bronx Total	13	64	96	643

Table shows MOS command as recorded at the time of complaint.

Figure 62D: Officers With CCRB Complaints Closed in 2017 by Command - Patrol Borough Brooklyn South

Brooklyn South	Substantiated MOS Nov 2017	Substantiated MOS YTD 2017	Total MOS Nov 2017	Total MOS YTD 2017
060 Precinct	1	2	4	28
061 Precinct	0	1	3	31
062 Precinct	0	5	2	37
063 Precinct	2	4	5	23
066 Precinct	0	1	3	23
067 Precinct	0	6	14	81
068 Precinct	0	1	6	38
069 Precinct	1	2	5	37
070 Precinct	3	5	5	55
071 Precinct	0	4	9	44
072 Precinct	0	2	2	37
076 Precinct	0	0	6	29
078 Precinct	1	2	2	16
Precincts Total	8	35	66	479
Patrol Borough Brooklyn South Task Force	0	1	0	4
Patrol Borough Brooklyn South HQ	0	0	0	1
Patrol Borough Brooklyn South Anti-Crime Unit	0	1	0	5
Brooklyn South Impact Response Team	0	0	0	0
Patrol Borough Brooklyn South Total	8	37	66	489

Table shows MOS command as recorded at the time of complaint.

Figure 62E: Officers With CCRB Complaints Closed in 2017 by Command - Patrol Borough Brooklyn North

Brooklyn North	Substantiated MOS Nov 2017	Substantiated MOS YTD 2017	Total MOS Nov 2017	Total MOS YTD 2017
073 Precinct	0	5	4	55
075 Precinct	0	23	8	151
077 Precinct	0	3	7	48
079 Precinct	0	4	2	37
081 Precinct	0	3	3	46
083 Precinct	0	2	8	36
084 Precinct	0	2	0	23
088 Precinct	3	8	6	43
090 Precinct	0	2	2	32
094 Precinct	0	1	3	20
Precincts Total	3	53	43	491
Patrol Borough Brooklyn North Task Force	0	0	0	0
Patrol Borough Brooklyn North HQ	0	0	0	3
Patrol Borough Brooklyn North Anti-Crime Unit	0	4	3	10
Brooklyn North Impact Response Team	0	0	0	0
Patrol Borough Brooklyn North Total	3	57	46	504

Table shows MOS command as recorded at the time of complaint.

Figure 62F: Officers With CCRB Complaints Closed in 2017 by Command - Patrol Borough Queens South

Queens South	Substantiated MOS Nov 2017	Substantiated MOS YTD 2017	Total MOS Nov 2017	Total MOS YTD 2017
100 Precinct	0	4	0	33
101 Precinct	0	3	14	68
102 Precinct	2	5	10	36
103 Precinct	0	0	7	40
105 Precinct	0	3	3	46
106 Precinct	0	0	1	29
107 Precinct	0	2	2	24
113 Precinct	0	6	1	50
Precincts Total	2	23	38	326
Patrol Borough Queens South Task Force	0	0	0	12
Patrol Borough Queens South HQ	0	0	0	0
Patrol Borough Queens South Anti-Crime Unit	0	1	0	5
Queens South Impact Response Team	0	0	0	0
Patrol Borough Queens South Total	2	24	38	343

Table shows MOS command as recorded at the time of complaint.

Figure 62G: Officers With CCRB Complaints Closed in 2017 by Command - Patrol Borough Queens North

Queens North	Substantiated MOS Nov 2017	Substantiated MOS YTD 2017	Total MOS Nov 2017	Total MOS YTD 2017
104 Precinct	0	0	5	25
108 Precinct	0	1	0	26
109 Precinct	0	2	3	12
110 Precinct	0	4	2	24
111 Precinct	0	0	2	12
112 Precinct	0	0	6	19
114 Precinct	0	1	0	29
115 Precinct	0	0	5	21
Precincts Total	0	8	23	168
Patrol Borough Queens North Task Force	0	0	0	0
Patrol Borough Queens North HQ	0	0	0	0
Patrol Borough Queens North Anti-Crime Unit	0	0	2	2
Patrol Borough Queens North Total	0	8	25	170

Table shows MOS command as recorded at the time of complaint.

Figure 62H: Officers With CCRB Complaints Closed in 2017 by Command - Patrol Borough Staten Island

Staten Island	Substantiated MOS Nov 2017	Substantiated MOS YTD 2017	Total MOS Nov 2017	Total MOS YTD 2017
120 Precinct	0	3	3	52
122 Precinct	0	1	0	28
123 Precinct	0	1	9	22
121 Precinct	0	1	0	38
Precincts Total	0	6	12	140
Patrol Borough Staten Island Task Force	0	0	0	2
Patrol Borough Staten Island HQ	1	1	2	6
Patrol Borough Staten Island Anti-Crime Unit	0	0	0	0
Staten Island Housing Unit	0	0	0	0
Staten Island Court Section	0	0	0	1
Staten Island Impact Response Team	0	0	0	0
Patrol Borough Staten Island Total	1	7	14	149

Table shows MOS command as recorded at the time of complaint.

Figure 62I: Officers With CCRB Complaints Closed in 2017 by Command - Special Operations Division

Special Operations	Substantiated MOS Nov 2017	Substantiated MOS YTD 2017	Total MOS Nov 2017	Total MOS YTD 2017
Emergency Services Unit and Squads 1-10	0	1	1	29
Harbor Unit	0	0	0	0
Aviation Unit	0	0	0	0
Canine Team	0	0	0	0
Mounted Unit	0	0	0	0
2 SOD Strategic Response Group	0	2	3	10
Special Operations Division Headquarters	0	0	0	0
Special Operations Division Total	0	3	4	39

Table shows MOS command as recorded at the time of complaint.

Figure 62J: Officers With CCRB Complaints Closed in 2017 by Command - Other Patrol Services Bureau Commands

Other Patrol Services Bureau Commands	Substantiated MOS Nov 2017	Substantiated MOS YTD 2017	Total MOS Nov 2017	Total MOS YTD 2017
Chiefs Office	0	0	0	0
Special Operations Division Taxi Unit	0	0	0	0
Other Patrol Services Bureau Commands Total	0	0	0	0

Table shows MOS command as recorded at the time of complaint.

Figure 62K: Officers With CCRB Complaints Closed in 2017 by Command - Traffic Control Division

Traffic Control Division	Substantiated MOS Nov 2017	Substantiated MOS YTD 2017	Total MOS Nov 2017	Total MOS YTD 2017
Traffic Control Division - Headquarters Command	0	0	0	0
Manhattan Traffic Task Force	2	2	4	11
Brooklyn Traffic Task Force	0	0	0	0
Bronx Traffic Task Force	0	0	0	0
Queens Traffic Task Force	0	0	0	0
Surface Transportation Enforcement Division (STED)	0	0	0	2
Bus Unit	0	0	0	1
Traffic Control Parking Enforcement District	0	0	1	2
Traffic Control Tow Units	0	0	0	0
Traffic Control Summons Enforcement	0	0	0	0
Traffic Command Intersection Control	0	0	0	0
Traffic Control Intelligence Unit	0	0	0	0
Highway District	0	0	0	0
Highway Unit #1	0	1	2	11
Highway Unit #2	0	1	0	5
Highway Unit #3	0	3	0	5
Highway Unit #4	0	0	0	0
Highway Unit #5	0	0	0	3
Highway Safety Enforcement Unit	0	0	0	0
Movie and TV Unit	0	0	0	0
Traffic Control Division Total	2	7	7	40

Table shows MOS command as recorded at the time of complaint.

Figure 62L: Officers With CCRB Complaints Closed in 2017 by Command - Transit Bureau

Transit Bureau	Substantiated MOS Nov 2017	Substantiated MOS YTD 2017	Total MOS Nov 2017	Total MOS YTD 2017
Transit Bureau Headquarters	0	0	0	0
Transit Bureau Authority Liaison	0	0	0	0
Transit Bureau Inspections	0	0	0	0
Transit Bureau Spec. Invest. Unit	0	0	0	0
Transit Bureau Crime Analysis	0	0	0	0
Transit Bureau Patrol Operations	0	0	0	0
Transit Bureau Manhattan	0	0	0	0
Transit Bureau Bronx	0	0	0	0
Transit Bureau Queens	0	0	0	0
Transit Bureau Brooklyn	0	0	0	0
TB DT01	0	0	2	8
TB DT02	0	0	7	12
TB DT03	0	2	2	31
TB DT04	0	0	2	17
TB DT11	0	0	0	8
TB DT12	0	0	1	13
TB DT20	0	0	0	7
TB DT23	0	0	0	3
TB DT30	0	0	1	19
TB DT32	0	1	0	5
TB DT33	0	1	0	17
TB DT34	0	0	2	4
Transit Bureau Manhattan Task Force	0	0	0	8
Transit Bureau Bronx Task Force	0	0	2	2
Transit Bureau Queens Task Force	0	0	0	0
Transit Bureau Brooklyn Task Force	0	0	1	8
Transit Bureau Homeless Outreach Unit	0	0	0	1
Transit Division Canine Unit	0	0	0	0
Transit Bureau Vandal Unit	0	0	2	3
Transit Bureau Special Operations Unit	0	0	0	6
TB Anti-Terrorism	0	0	1	14
Transportation Bureau and Transit Other Commands	0	0	0	0
Transit Bureau Total	0	4	23	186

Table shows MOS command as recorded at the time of complaint.

Figure 62M: Officers With CCRB Complaints Closed in 2017 by Command - Housing Bureau

Housing Bureau	Substantiated MOS Nov 2017	Substantiated MOS YTD 2017	Total MOS Nov 2017	Total MOS YTD 2017
Housing Bureau (Office of the Chief Command Center)	0	0	0	0
Housing Bureau Special Operations Section	0	0	0	0
PSA 1	0	5	1	31
PSA 2	0	2	4	30
PSA 3	0	5	3	29
PSA 4	1	1	3	13
PSA 5	0	3	10	43
PSA 6	0	3	2	25
PSA 7	0	12	6	66
PSA 8	0	2	1	25
PSA 9	0	0	4	23
Housing Bureau Brooklyn/Staten Island	0	0	0	0
Housing Bureau Manhattan	0	0	0	0
Housing Bureau Bronx/Queens	0	0	0	0
Housing Bureau Investigations	0	0	0	0
Housing Bureau Elevator Vandalism Unit	0	0	0	0
Housing Bureau Operations and Misc. Commands	0	0	0	0
Housing Bureau Total	1	36	38	307
Housing Borough Brooklyn Impact Response Team	0	1	0	7
Housing Borough Manhattan Impact Response Team	0	1	0	9
Housing Borough Bronx/Queens Impact Response Team	0	1	4	6
Housing Bureau Total	1	36	38	307

Table shows MOS command as recorded at the time of complaint.

Figure 62N: Officers With CCRB Complaints Closed in 2017 by Command - Organized Crime Control Bureau

Organized Crime Control Bureau	Substantiated MOS Nov 2017	Substantiated MOS YTD 2017	Total MOS Nov 2017	Total MOS YTD 2017
Queens Narcotics	0	3	2	32
Manhattan North Narcotics	1	4	2	24
Manhattan South Narcotics	0	4	4	16
Bronx Narcotics	0	4	1	35
Staten Island Narcotics	0	1	2	7
Brooklyn North Narcotics	1	1	8	53
Brooklyn South Narcotics	0	2	1	29
Narcotics Headquarters	0	0	0	0
Auto Crime Division	0	0	0	2
Vice Enforcement Division	0	0	0	0
Drug Enforcement Task Force	0	0	1	1
Organized Crime Headquarters	0	0	5	6
Organized Crime Control Bureau Total	2	19	26	205

Table shows MOS command as recorded at the time of complaint.

Figure 620: Officers With CCRB Complaints Closed in 2017 by Command - Detective Bureau

Detective Bureau	Substantiated MOS Nov 2017	Substantiated MOS YTD 2017	Total MOS Nov 2017	Total MOS YTD 2017
Detective Bureau Headquarters	0	0	0	0
Central Investigation and Resource Division	0	0	0	0
Special Investigations Division	0	0	0	2
Special Victims Division	0	0	0	0
Forensic Investigations Division	0	0	0	1
Fugitive Enforcement Division	0	0	0	6
Gang Division	1	1	4	12
Detective Borough Bronx	0	3	1	22
Detective Borough Manhattan	0	3	3	22
Detective Borough Brooklyn	0	3	3	33
Detective Borough Queens	0	0	0	21
Detective Borough Staten Island	0	0	2	3
DB Queens North Operations	0	0	0	2
DB Queens South Operations	0	0	0	0
Detective Bureau Total	1	10	13	124

Table shows MOS command as recorded at the time of complaint.

Figure 62P: Officers With CCRB Complaints Closed in 2017 by Command - Other Bureaus

Other Bureaus	Substantiated MOS Nov 2017	Substantiated MOS YTD 2017	Total MOS Nov 2017	Total MOS YTD 2017
Internal Affairs Bureau				
Internal Affairs Bureau	0	0	0	1
Criminal Justice Bureau				
Court Division	1	21	9	124
Court Bureau	0	0	0	0
Court LMSI	0	0	0	0
Court Unit	0	0	0	0
Criminal Justice Headquarters	0	0	0	0
Support Services Bureau				
Property Clerk Division	0	0	0	1
Fleet Services	0	0	0	1
Central Records Division	0	0	0	0
Personnel Bureau				
Applicant Processing Division	0	0	0	0
Health Services	0	0	0	0
Personnel Bureau Headquarters	0	0	0	0
Other Bureaus Total	1	21	9	127

Table shows MOS command as recorded at the time of complaint.

Figure 62Q: Officers With CCRB Complaints Closed in 2017 by Command - Deputy Commissioners and Miscellaneous Commands

Deputy Commissioners and Miscellaneous Commands	Substantiated MOS Nov 2017	Substantiated MOS YTD 2017	Total MOS Nov 2017	Total MOS YTD 2017
Deputy Commissioner Legal Matters - License Division	0	0	0	0
Deputy Commissioner Legal Matters - Legal Bureau	0	0	0	0
DC Training	0	0	0	0
Deputy Commissioner Training - Police Academy	0	0	0	0
Deputy Commissioner Training - Police Academy Training	0	0	1	3
Deputy Commissioner Training - In-service Training Section	0	1	1	5
Deputy Commissioner Management and Budget	0	0	0	0
Police Commissioner Office	0	0	0	1
Community Affairs Division	0	0	0	0
Chief of Community Affairs	0	0	0	0
Community Affairs Juvenile Section	0	0	0	0
School Safety Bronx/Manhattan	0	0	0	0
School Safety Queens/Brooklyn	0	0	0	1
Office of Equal Employment	0	0	0	0
Deputy Commissioner Operations	0	0	0	0
DC Operations Financial Mgmt.	0	0	0	0
Intelligence Division	2	2	9	28
Chief of Department	0	0	0	1
Department Advocate	0	0	0	0
Deputy Commissioner Public Information	0	0	0	0
Crime Prevention	0	0	0	0
First Deputy Commissioner	0	0	0	0
Office of Management, Analysis and Planning	0	0	0	0
Quality Assurance Division	0	0	0	0
Deputy Commissioner Counterterrorism	0	0	0	0
Chief of Department Evaluation Section	0	0	0	0
Deputy Commissioners and Miscellaneous Commands Total	2	3	11	39

Table shows MOS command as recorded at the time of complaint.