

DAILY REPORT

11/23/20

(Data from Sunday, November 22, 2020)

SINGLE ADULTS	
Drop-in Center Clients Served	460
Drop-in Center Overnight Census	163
Faith Bed Census	38
Outreach Contacts	114
Outreach Placements	10
Safe Haven Utilization	1120
Veterans In Short-term Housing	225
Criminal Justice Short-term Housing	118

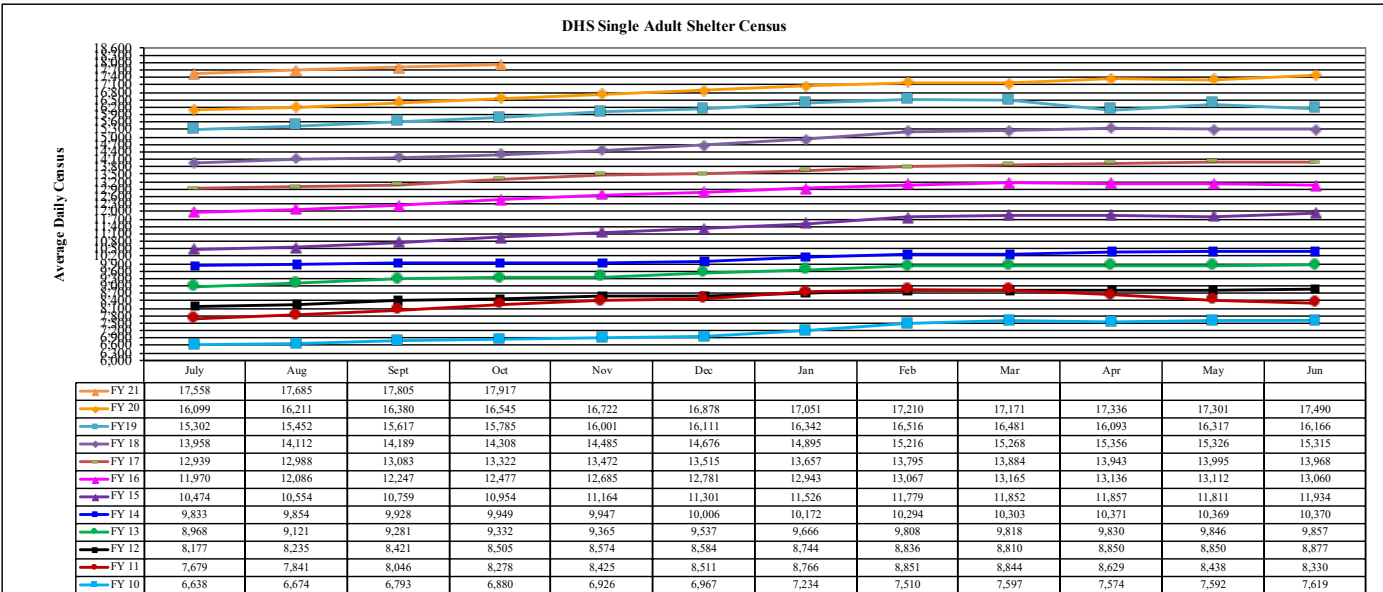
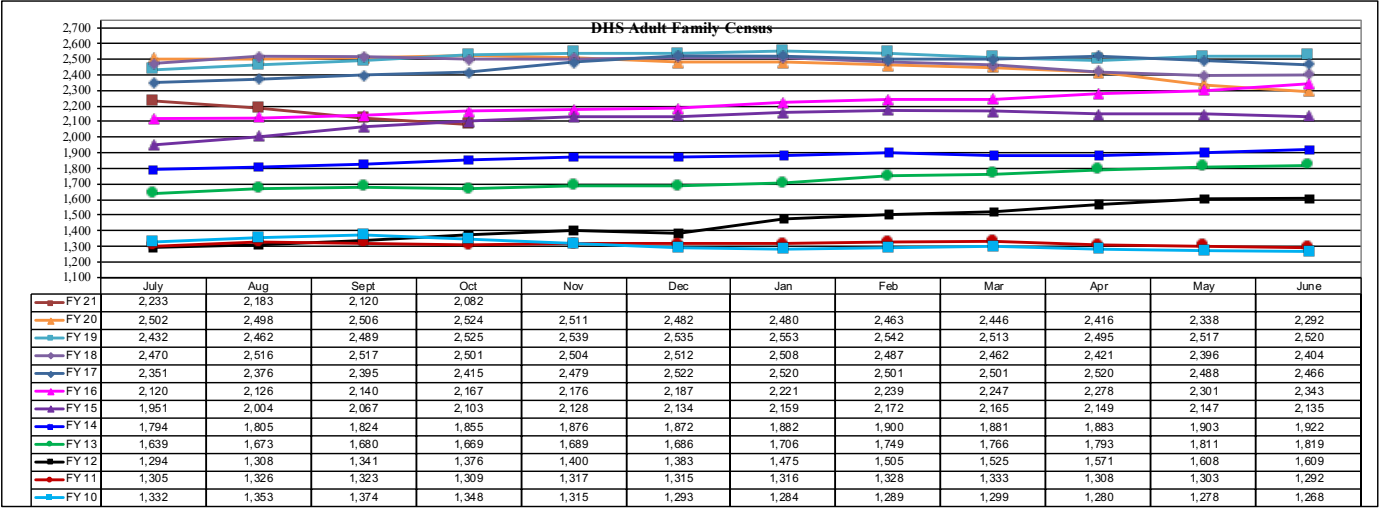
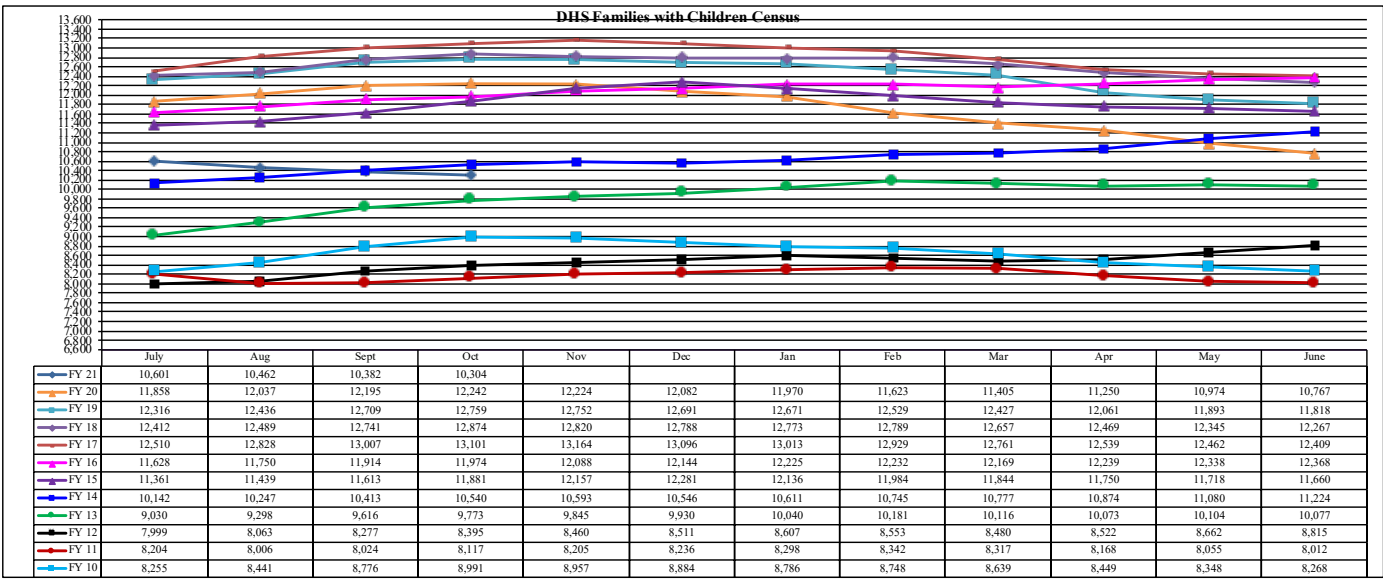
FAMILY INTAKE	
Families Requesting Temporary Housing at PATH	72
Adult Families Requesting Temporary Housing at AFIC	11
Families Placed in Overnight Accommodations	0
Families w/children at PATH Overnight (pre 10PM)	0

TOTAL SHELTER CENSUS	
Adults	35,951
Children	17,974
Total Individuals	53,925

SINGLE ADULTS	
Men	13,647
Women	4,557
Total Single Adults	18,204

FAMILIES WITH CHILDREN CENSUS	
Families	10,234
Adults	13,466
Children	17,974
Individuals	31,440

ADULT FAMILIES CENSUS	
Families	2,026
Individuals (Adults)	4,281



*Due to data conversion the average monthly census for December 2011 and January 2012 for Families with Children and Adult Families is based upon data for a partial month.