

**DAILY REPORT**

5/26/2020

(Data from Monday, May 25, 2020)

SINGLE ADULTS	
Drop-in Center Clients Served	504
Drop-in Center Overnight Census	149
Faith Bed Census	38
Outreach Contacts	252
Outreach Placements	17
Safe Haven Utilization	1100
Veterans In Short-term Housing	233
Criminal Justice Short-term Housing	132

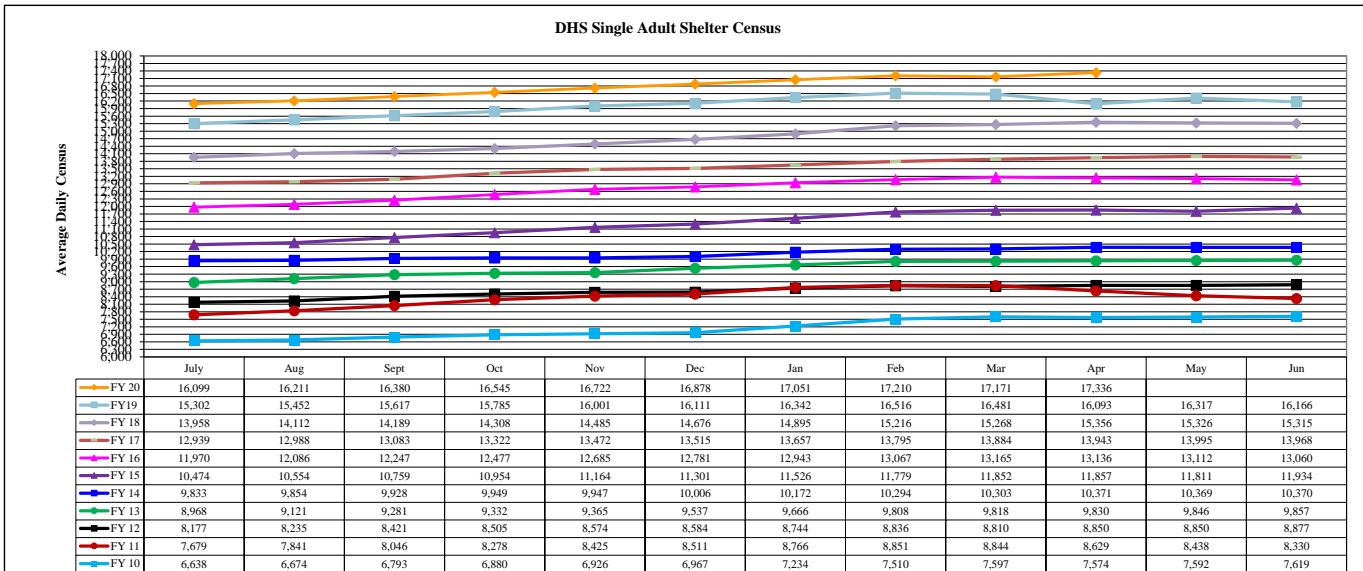
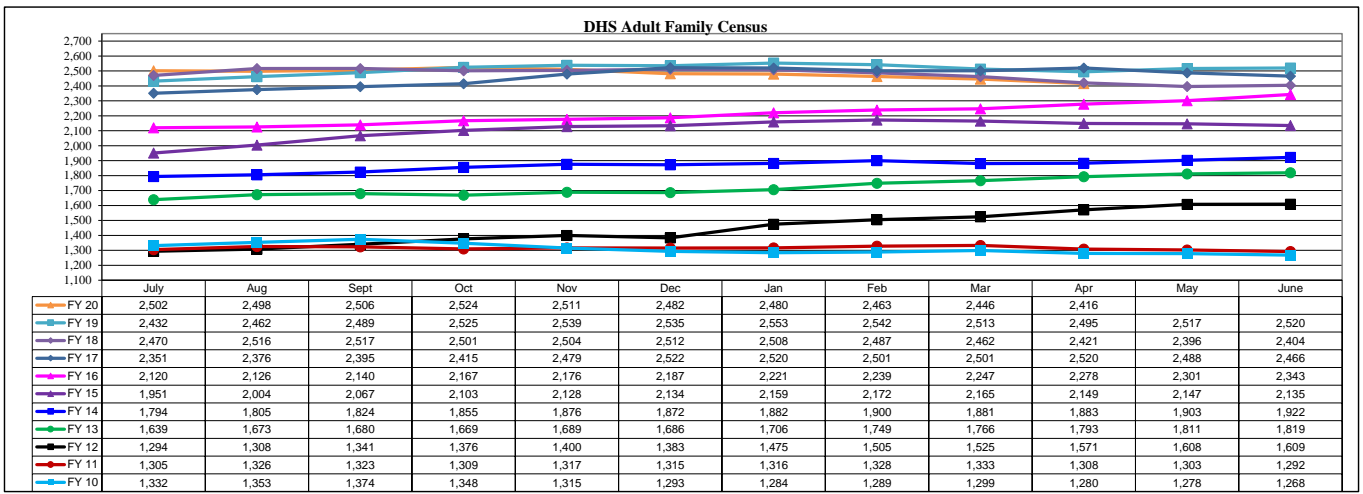
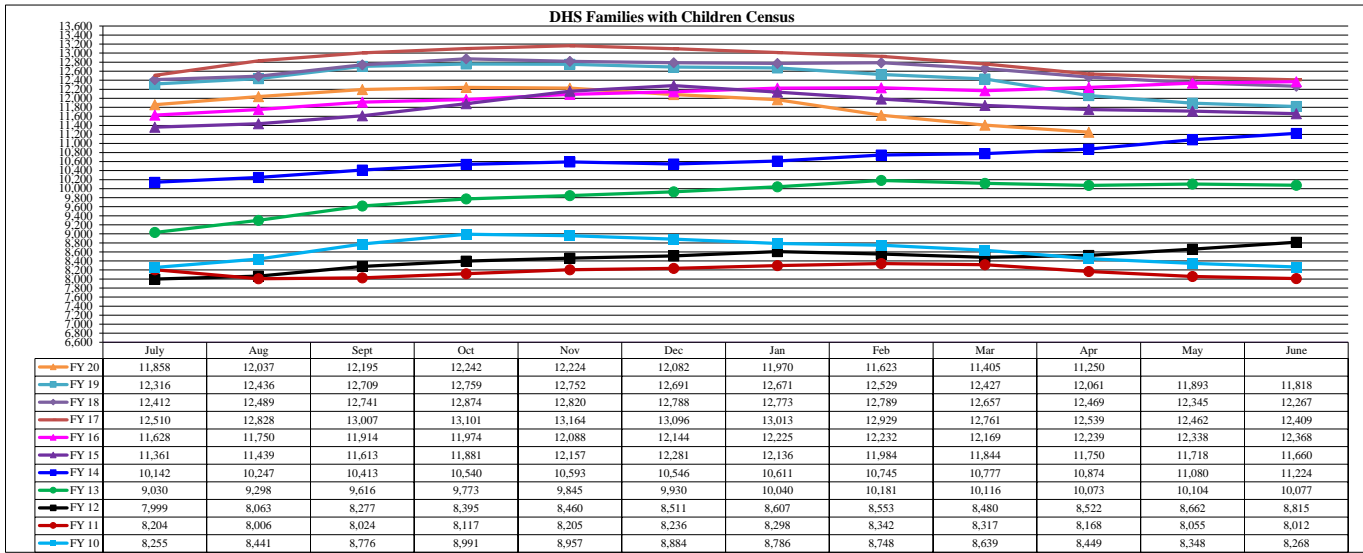
FAMILY INTAKE	
Families Requesting Temporary Housing at PATH	64
Adult Families Requesting Temporary Housing at AFIC	23
Families Placed in Overnight Accommodations	0
Families w/children at PATH Overnight (pre 10PM)	0

TOTAL SHELTER CENSUS	
Adults	36,871
Children	19,522
<b>Total Individuals</b>	<b>56,393</b>

SINGLE ADULT SHELTER CENSUS	
Men	12,813
Women	4,501
<b>Total Single Adults</b>	<b>17,314</b>

FAMILIES WITH CHILDREN CENSUS	
<b>Families</b>	10,938
Adults	14,639
Children	19,522
<b>Individuals</b>	<b>34,161</b>

ADULT FAMILIES CENSUS	
<b>Families</b>	2,328
<b>Individuals (Adults)</b>	<b>4,918</b>



\*Due to data conversion the average monthly census for December 2011 and January 2012 for Families with Children and Adult Families is based upon data for a partial month.

**DAILY REPORT**

5/27/2020

(Data from Tuesday, May 26, 2020)

SINGLE ADULTS	
Drop-in Center Clients Served	491
Drop-in Center Overnight Census	163
Faith Bed Census	49
Outreach Contacts	216
Outreach Placements	21
Safe Haven Utilization	1098
Veterans In Short-term Housing	225
Criminal Justice Short-term Housing	132

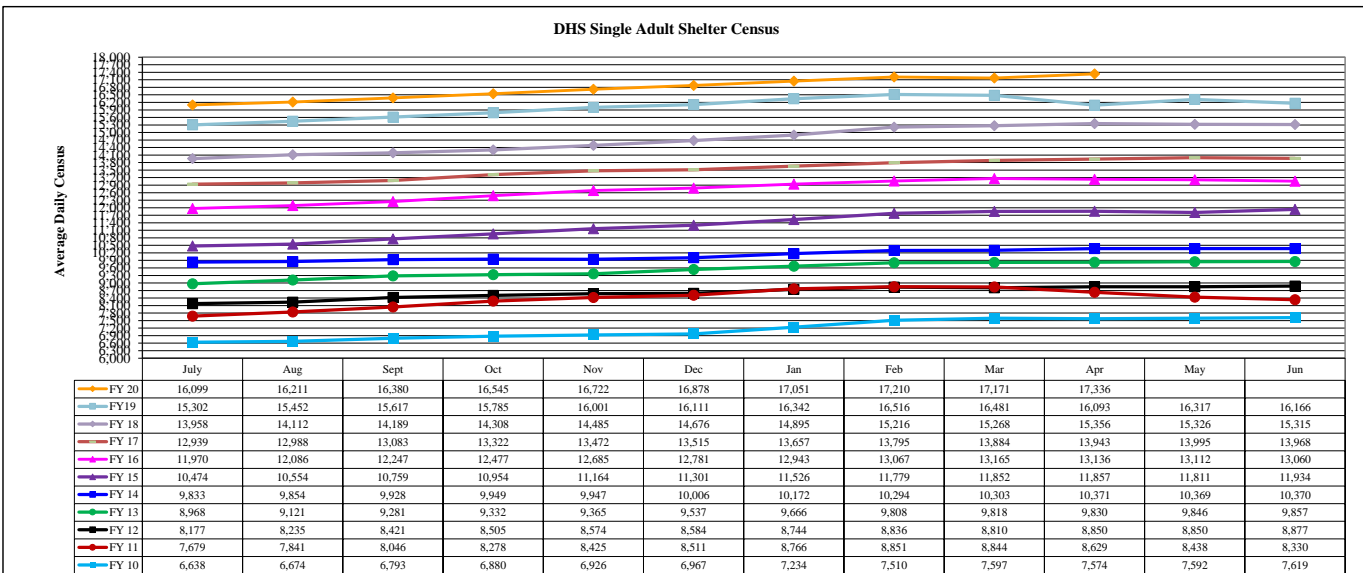
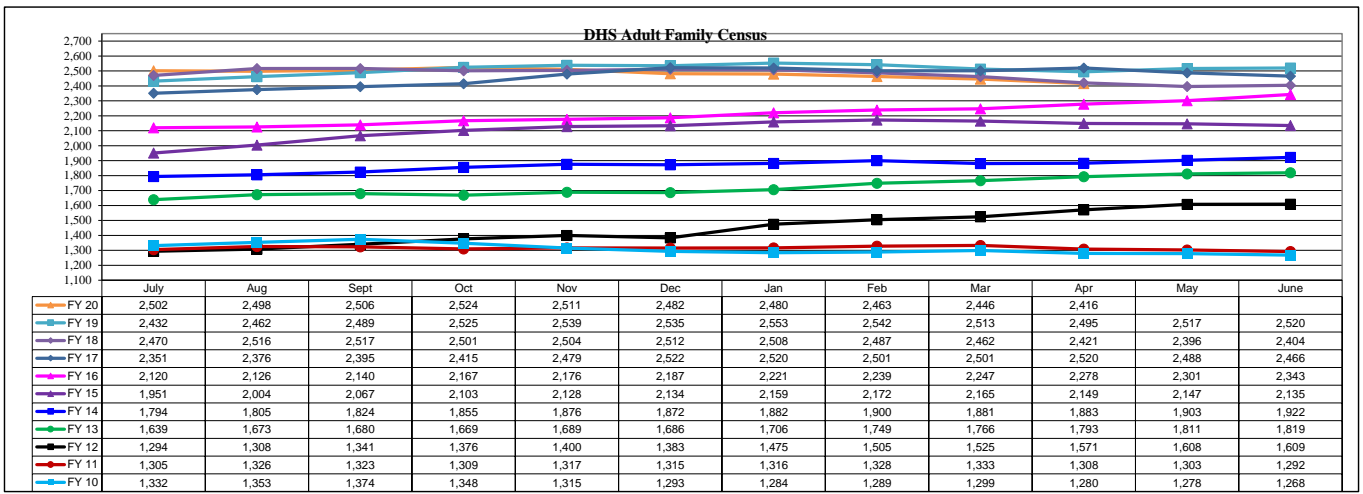
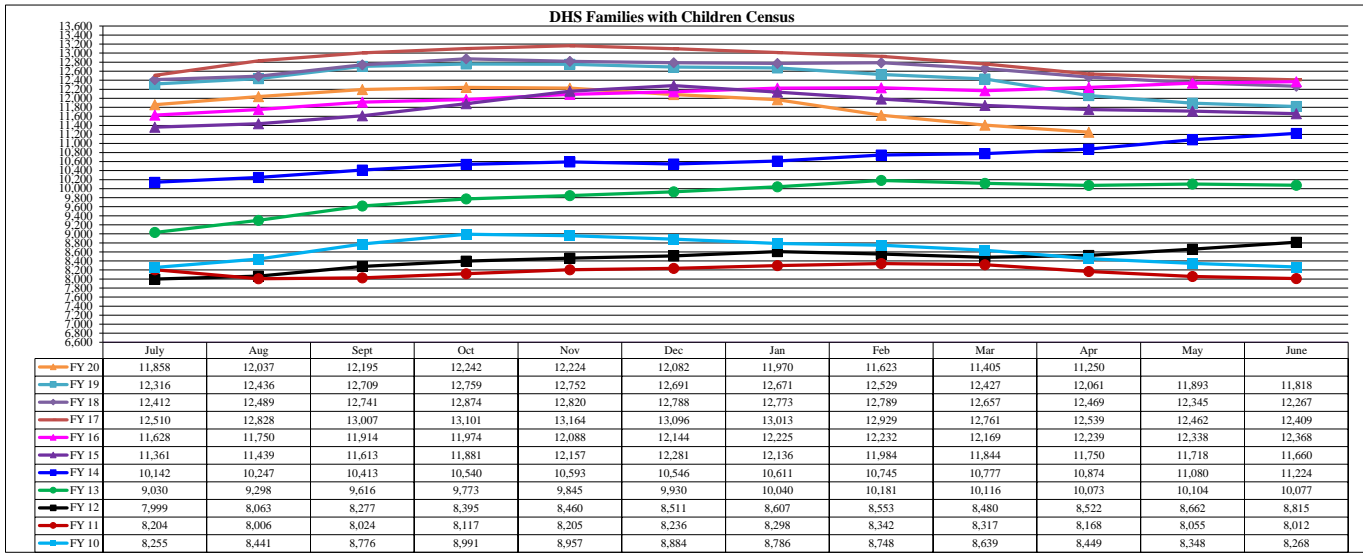
FAMILY INTAKE	
Families Requesting Temporary Housing at PATH	88
Adult Families Requesting Temporary Housing at AFIC	13
Families Placed in Overnight Accommodations	0
Families w/children at PATH Overnight (pre 10PM)	0

TOTAL SHELTER CENSUS	
Adults	36,883
Children	19,541
<b>Total Individuals</b>	<b>56,424</b>

SINGLE ADULT SHELTER CENSUS	
Men	12,811
Women	4,506
<b>Total Single Adults</b>	<b>17,317</b>

FAMILIES WITH CHILDREN CENSUS	
<b>Families</b>	10,942
Adults	14,642
Children	19,541
<b>Individuals</b>	<b>34,183</b>

ADULT FAMILIES CENSUS	
<b>Families</b>	2,332
<b>Individuals (Adults)</b>	<b>4,924</b>



\*Due to data conversion the average monthly census for December 2011 and January 2012 for Families with Children and Adult Families is based upon data for a partial month.

**DAILY REPORT**

5/28/2020

(Data from Wednesday, May 27, 2020)

SINGLE ADULTS	
Drop-in Center Clients Served	321
Drop-in Center Overnight Census	75
Faith Bed Census	16
Outreach Contacts	291
Outreach Placements	26
Safe Haven Utilization	1103
Veterans In Short-term Housing	221
Criminal Justice Short-term Housing	132

**Incomplete (3)**  
**Incomplete (3)**  
**Incomplete (3)**

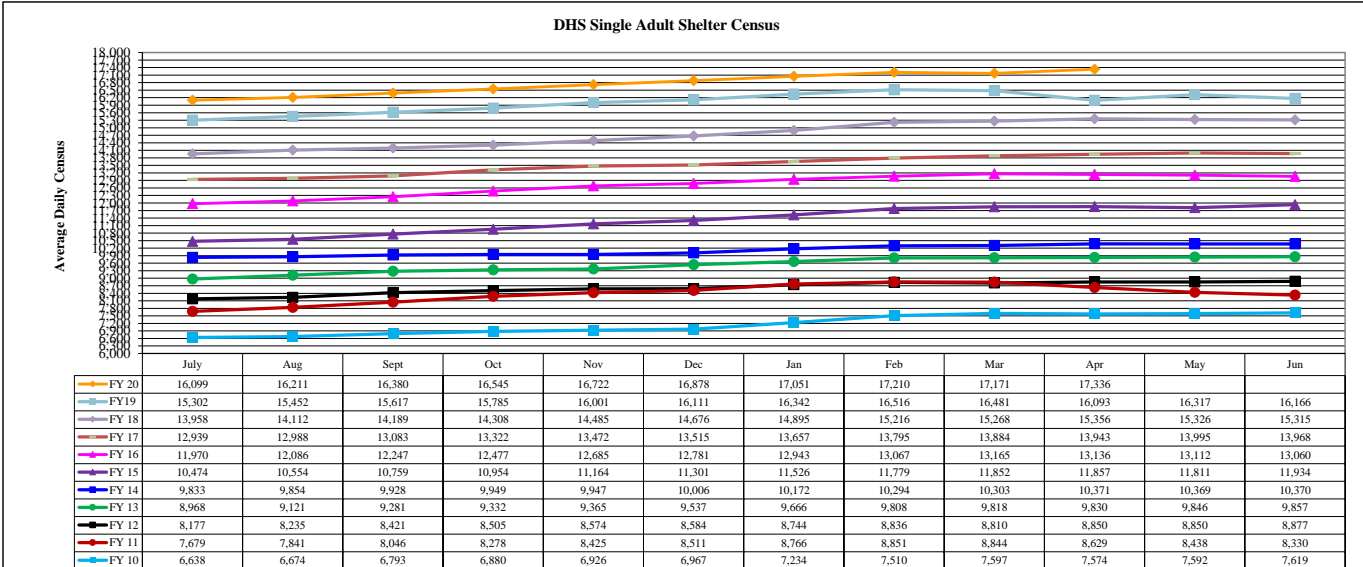
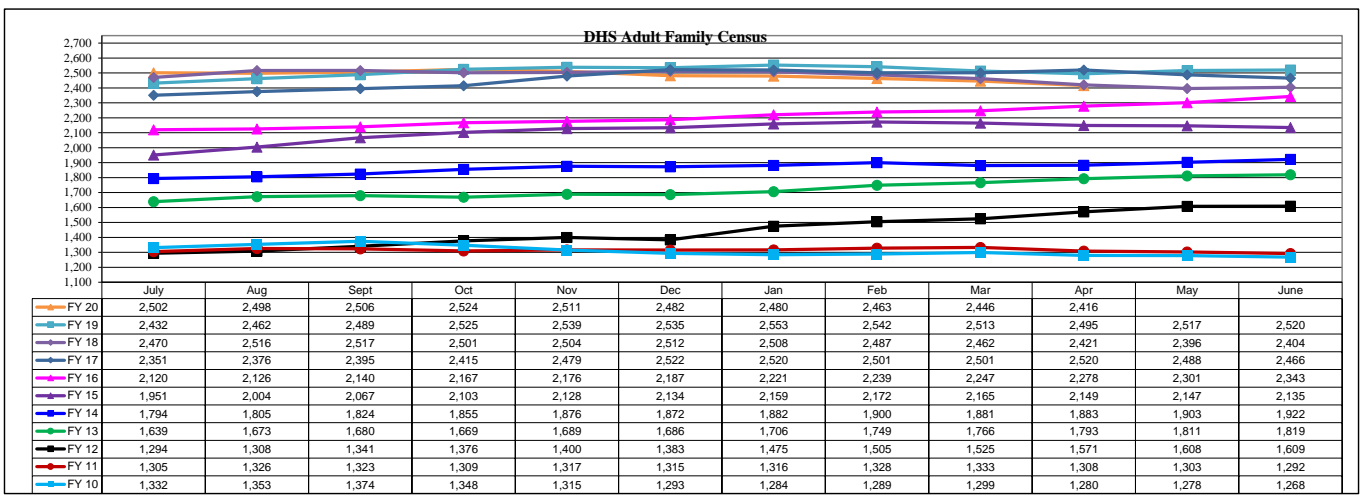
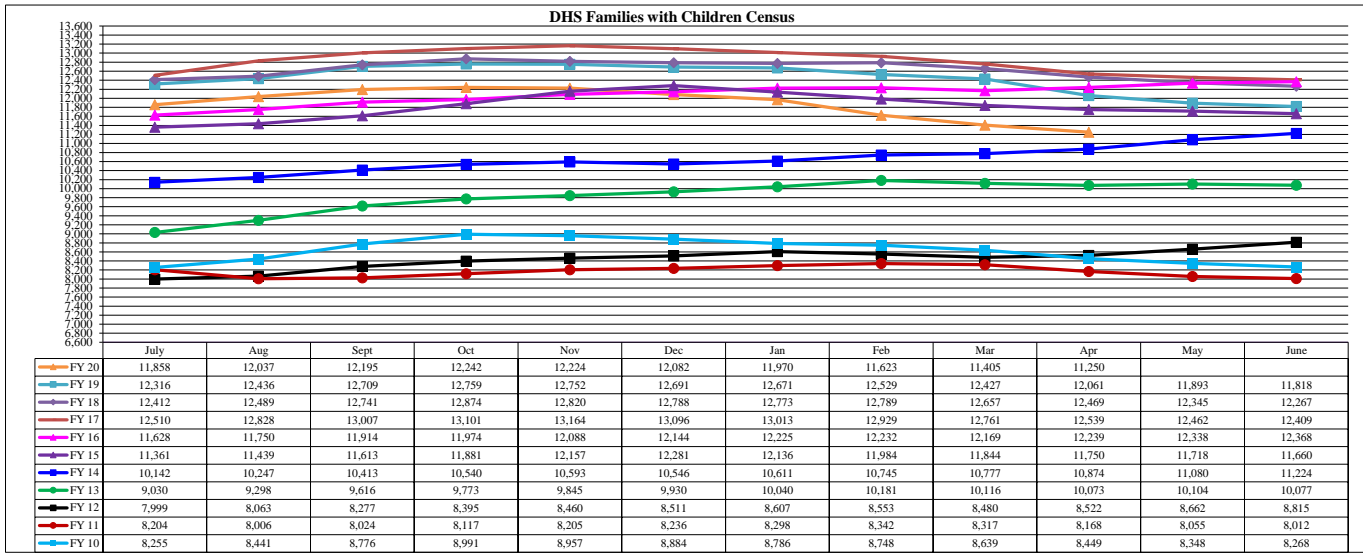
FAMILY INTAKE	
Families Requesting Temporary Housing at PATH	70
Adult Families Requesting Temporary Housing at AFIC	20
Families Placed in Overnight Accommodations	0
Families w/children at PATH Overnight (pre 10PM)	0

TOTAL SHELTER CENSUS	
Adults	36,892
Children	19,550
<b>Total Individuals</b>	<b>56,442</b>

SINGLE ADULT SHELTER CENSUS	
Men	12,831
Women	4,511
<b>Total Single Adults</b>	<b>17,342</b>

FAMILIES WITH CHILDREN CENSUS	
<b>Families</b>	10,949
Adults	14,641
Children	19,550
<b>Individuals</b>	<b>34,191</b>

ADULT FAMILIES CENSUS	
<b>Families</b>	2,324
<b>Individuals (Adults)</b>	<b>4,909</b>



\*Due to data conversion the average monthly census for December 2011 and January 2012 for Families with Children and Adult Families is based upon data for a partial month.

**DAILY REPORT**

5/29/2020

(Data from Thursday, May 28, 2020)

SINGLE ADULTS	
Drop-in Center Clients Served	342
Drop-in Center Overnight Census	119
Faith Bed Census	50
Outreach Contacts	318
Outreach Placements	27
Safe Haven Utilization	1105
Veterans In Short-term Housing	232
Criminal Justice Short-term Housing	132

Incomplete (4)

Incomplete (4)

Incomplete (4)

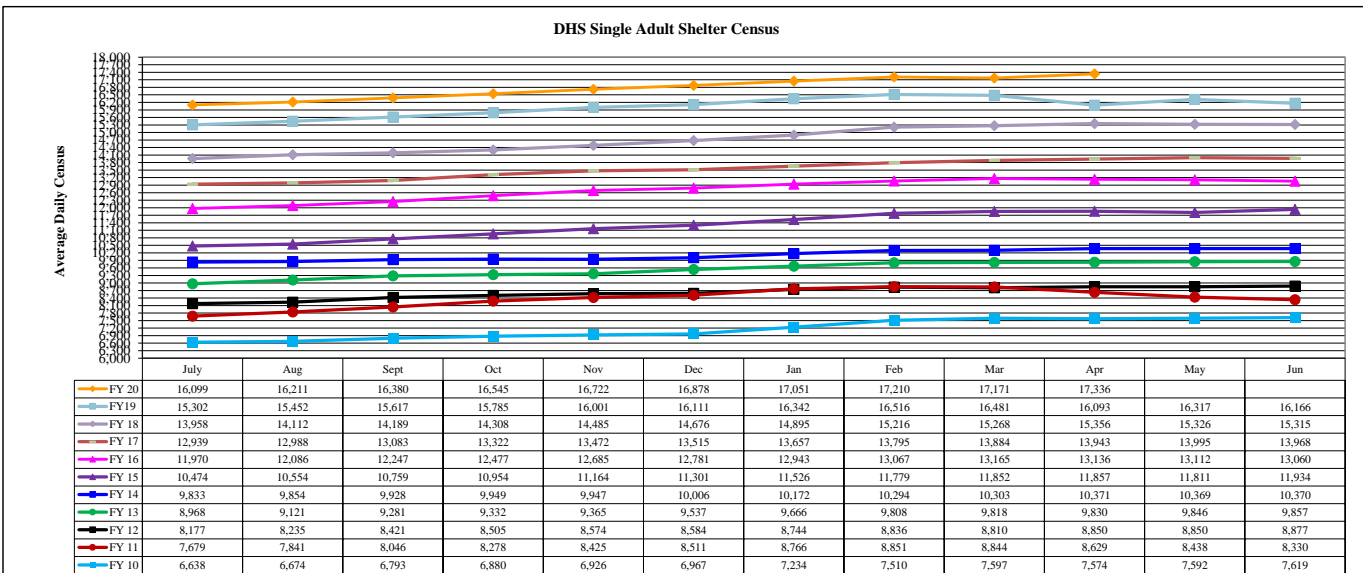
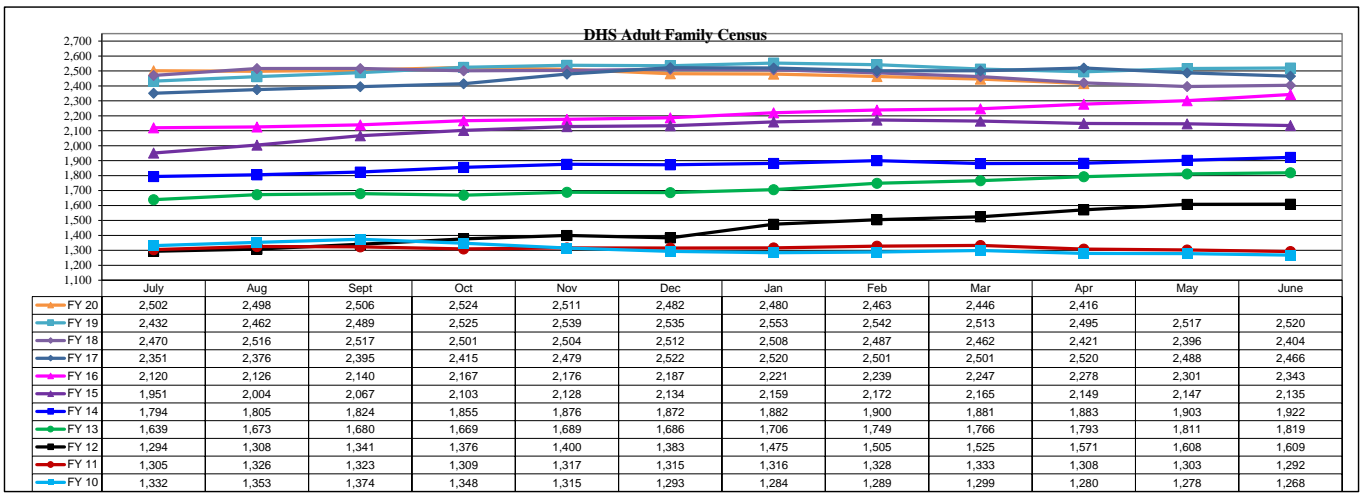
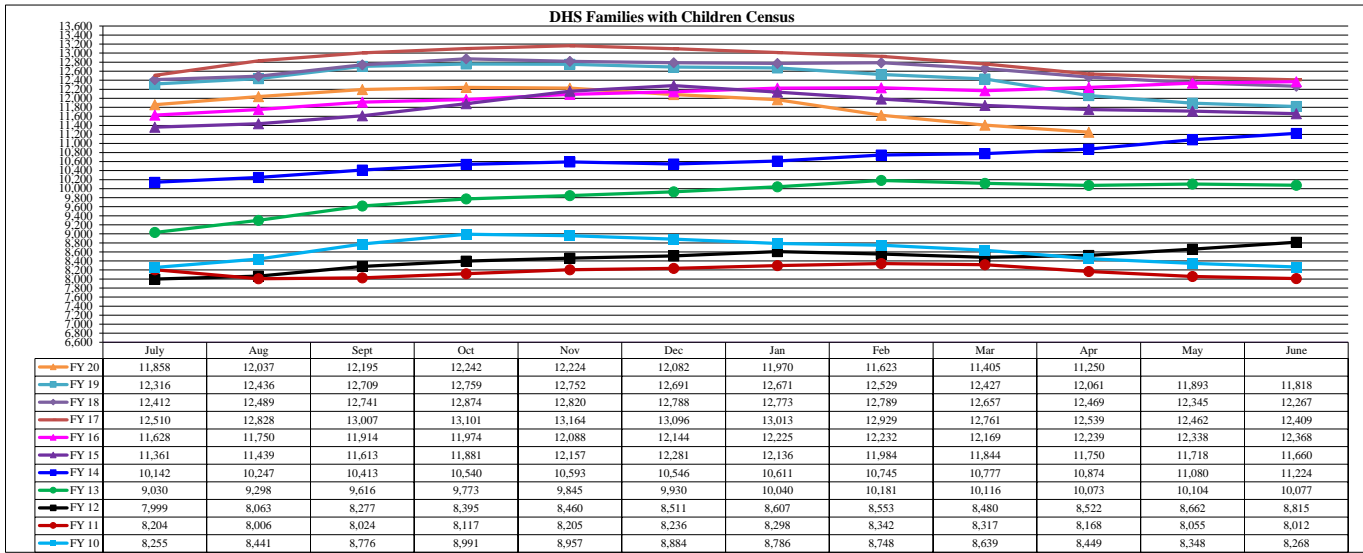
FAMILY INTAKE	
Families Requesting Temporary Housing at PATH	62
Adult Families Requesting Temporary Housing at AFIC	23
Families Placed in Overnight Accommodations	0
Families w/children at PATH Overnight (pre 10PM)	0

TOTAL SHELTER CENSUS	
Adults	36,870
Children	19,485
<b>Total Individuals</b>	<b>56,355</b>

SINGLE ADULT SHELTER CENSUS	
Men	12,860
Women	4,504
<b>Total Single Adults</b>	<b>17,364</b>

FAMILIES WITH CHILDREN CENSUS	
<b>Families</b>	10,923
Adults	14,608
Children	19,485
<b>Individuals</b>	<b>34,093</b>

ADULT FAMILIES CENSUS	
<b>Families</b>	2,319
<b>Individuals (Adults)</b>	<b>4,898</b>



\*Due to data conversion the average monthly census for December 2011 and January 2012 for Families with Children and Adult Families is based upon data for a partial month.