

DAILY REPORT

3/24/2021

(Data from Tuesday, March 23, 2021)

SINGLE ADULTS	
Drop-in Center Clients Served	313
Drop-in Center Overnight Census	104
Faith Bed Census	29
Outreach Contacts	418
Outreach Placements	20
Safe Haven Utilization	1141
Veterans In Short-term Housing	214
Criminal Justice Short-term Housing	94

Incomplete (4/6)

Incomplete (4/6)

Incomplete (4/6)

FAMILY INTAKE	
Families Requesting Temporary Housing at PATH	117
Adult Families Requesting Temporary Housing at AFIC	21
Families Placed in Overnight Accommodations	0
Families w/children at PATH Overnight (pre 10PM)	0

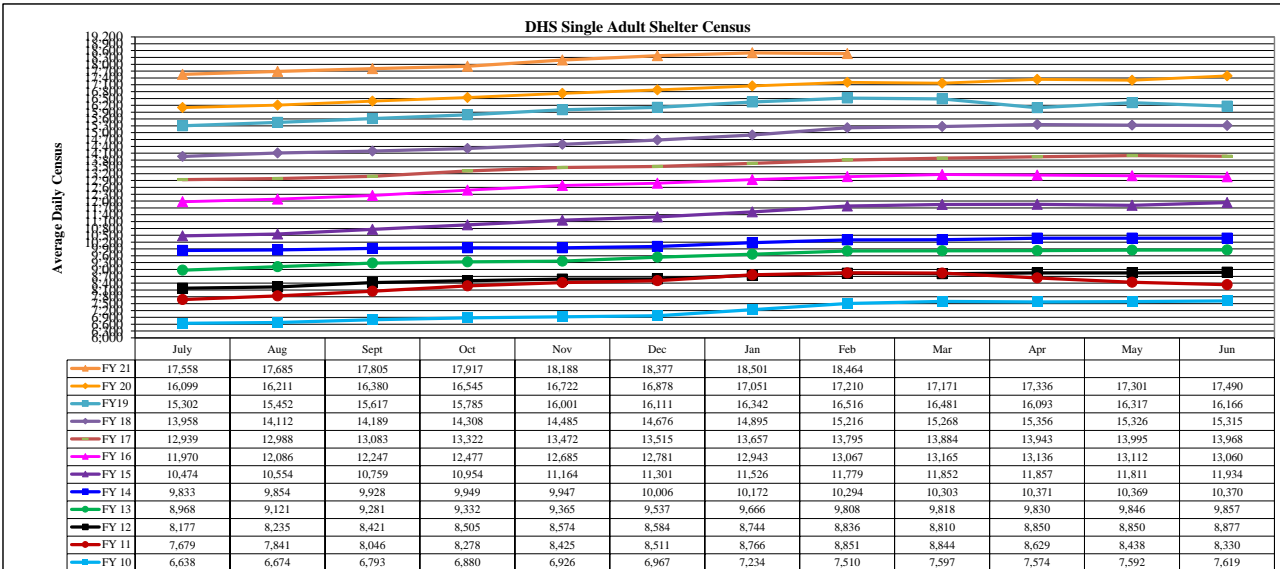
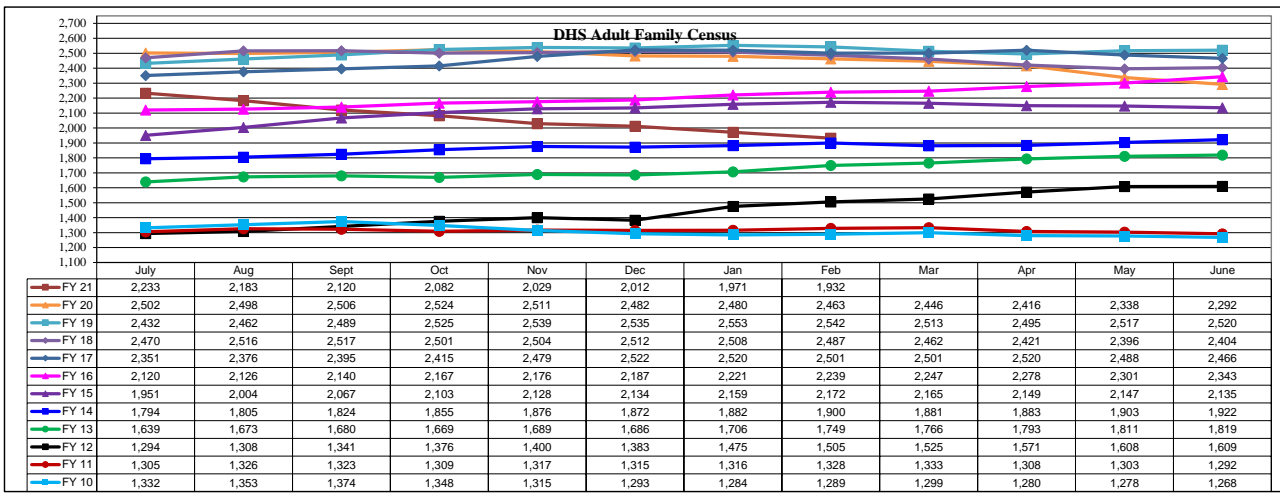
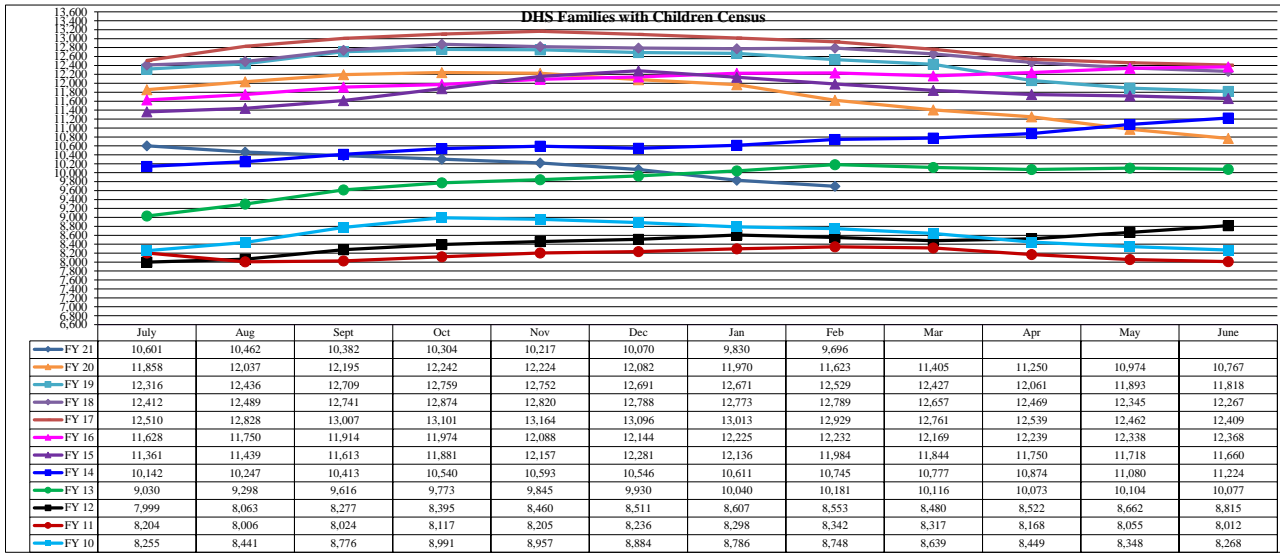
TOTAL SHELTER CENSUS	
Adults	34,683
Children	16,368
Total Individuals	51,051

SINGLE ADULTS	
Men	13,891
Women	4,504
Total Single Adults	18,395

FAMILIES WITH CHILDREN	
Families	9,375
Adults	12,350
Children	16,368
Individuals	28,718

ADULT FAMILIES CENSUS	
Families	1,864
Individuals (Adults)	3,938

x



*Due to data conversion the average monthly census for December 2011 and January 2012 for Families with Children and Adult Families is based upon data for a partial month.