

DAILY REPORT

9/3/2020

(Data from Wednesday, September 02, 2020)

SINGLE ADULTS	
Drop-in Center Clients Served	100
Drop-in Center Overnight Census	49
Faith Bed Census	51
Outreach Contacts	290
Outreach Placements	7
Safe Haven Utilization	1077
Veterans In Short-term Housing	224
Criminal Justice Short-term Housing	115

1 of 6 sites reporting
 1 of 6 sites reporting
 1 of 6 sites reporting

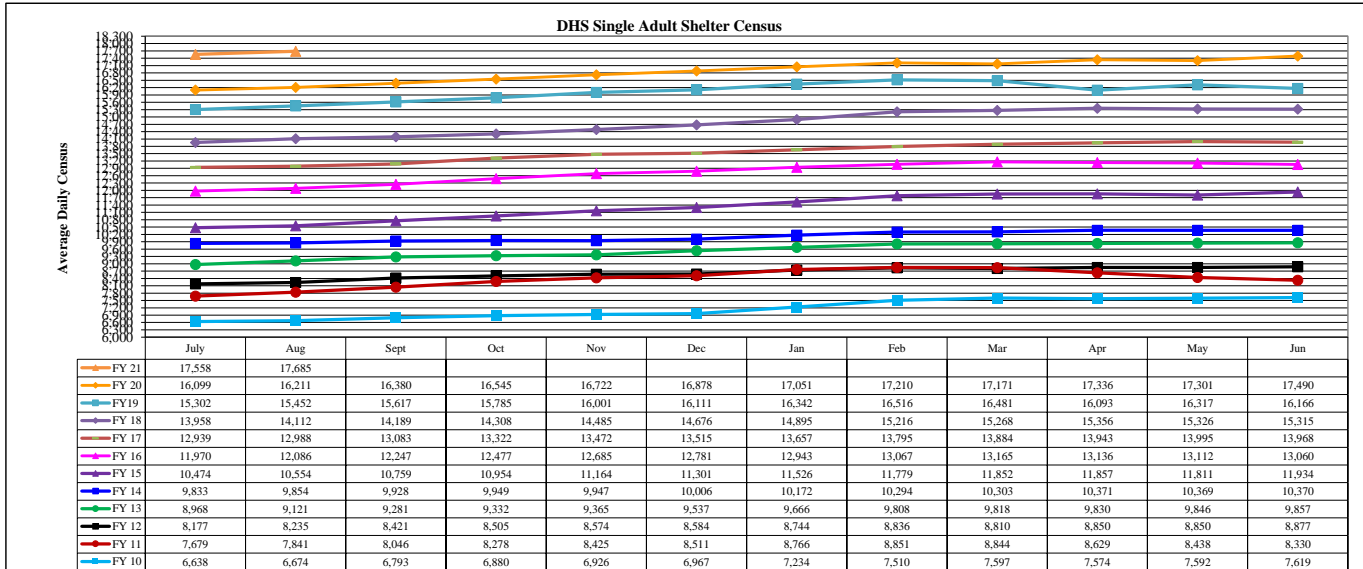
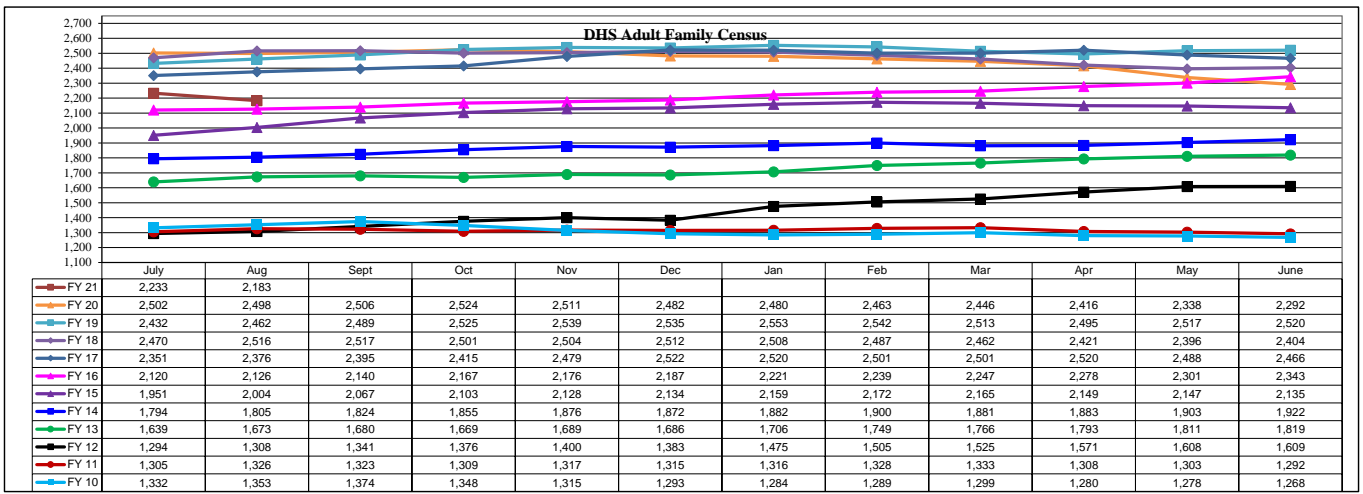
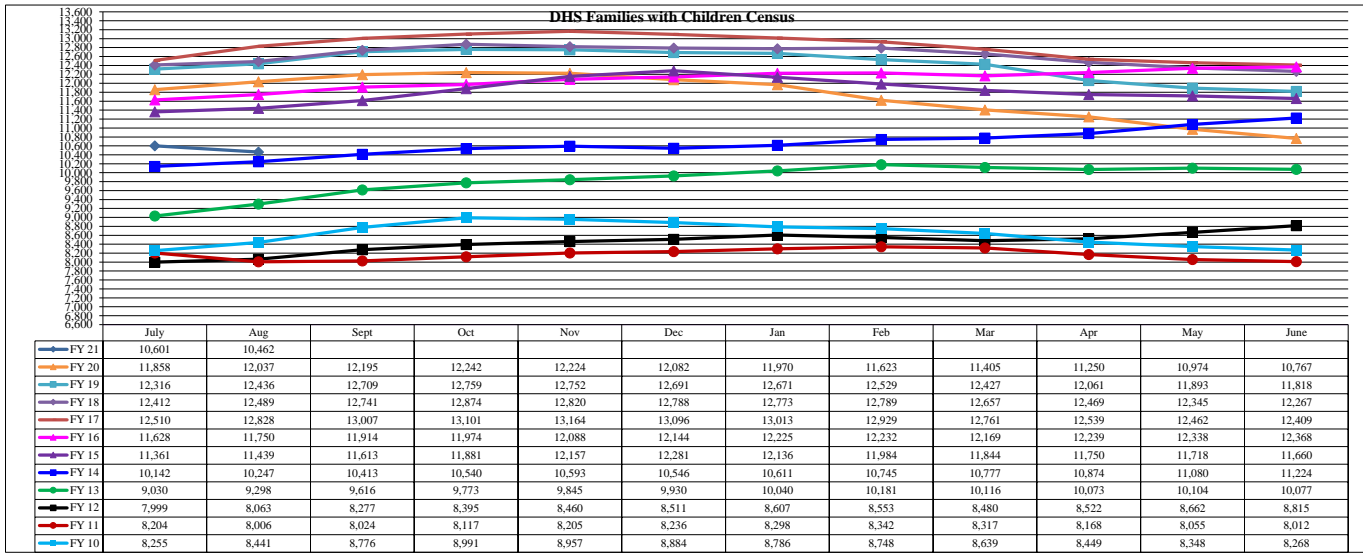
FAMILY INTAKE	
Families Requesting Temporary Housing at PATH	81
Adult Families Requesting Temporary Housing at AFIC	27
Families Placed in Overnight Accommodations	0
Families w/children at PATH Overnight (pre 10PM)	0

TOTAL SHELTER CENSUS	
Adults	36,108
Children	18,515
Total Individuals	54,623

SINGLE ADULTS	
Men	13,223
Women	4,535
Total Single Adults	17,758

FAMILIES WITH CHILDREN CENSUS	
Families	10,450
Adults	13,845
Children	18,515
Individuals	32,360

ADULT FAMILIES CENSUS	
Families	2,132
Individuals (Adults)	4,505



*Due to data conversion the average monthly census for December 2011 and January 2012 for Families with Children and Adult Families is based upon data for a partial month.