

**DAILY REPORT**

2/22/2021

(Data from Sunday, February 21, 2021)

**Code Blue**

SINGLE ADULTS	
Drop-in Center Clients Served	476
Drop-in Center Overnight Census	188
Faith Bed Census	43
Outreach Contacts	250
Outreach Placements	14
Safe Haven Utilization	1094
Veterans In Short-term Housing	219
Criminal Justice Short-term Housing	101

FAMILY INTAKE	
Families Requesting Temporary Housing at PATH	66
Adult Families Requesting Temporary Housing at AFIC	9
Families Placed in Overnight Accommodations	0
Families w/children at PATH Overnight (pre 10PM)	0

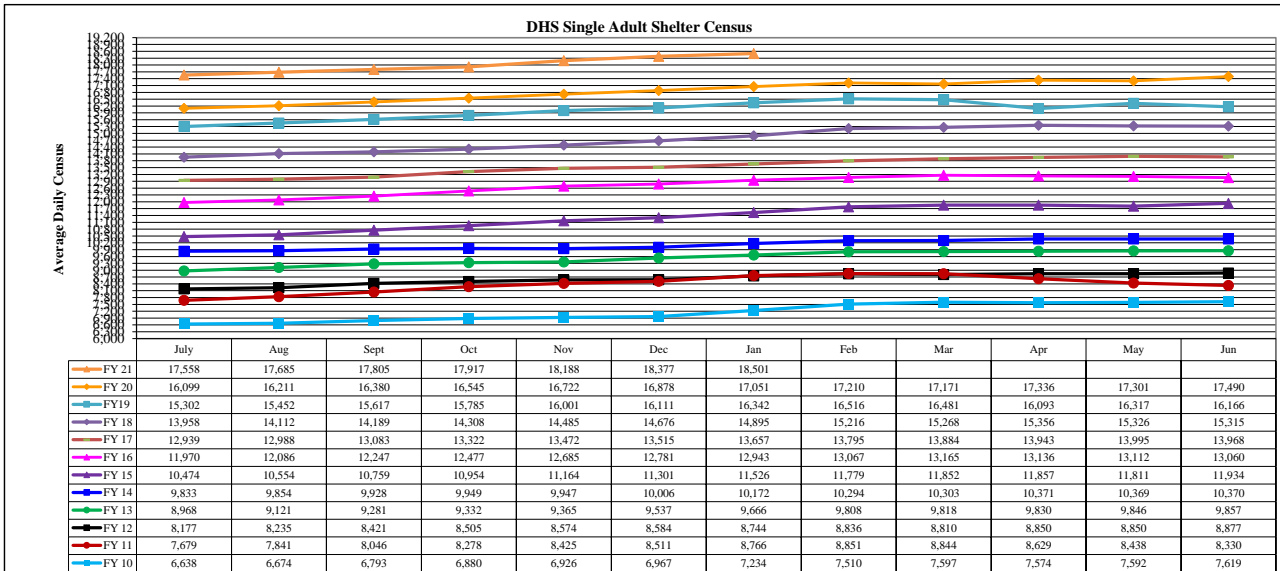
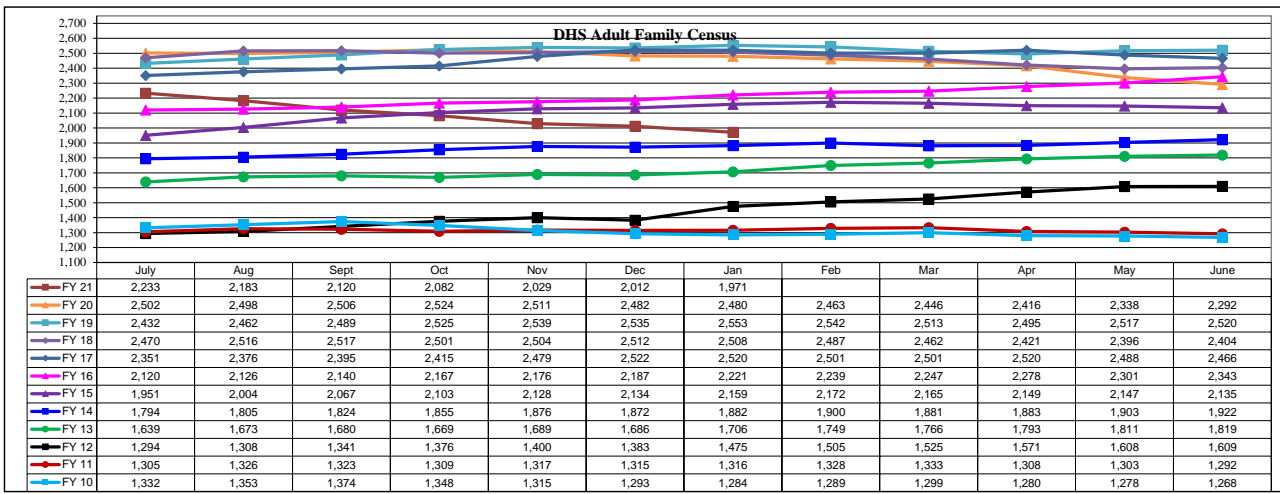
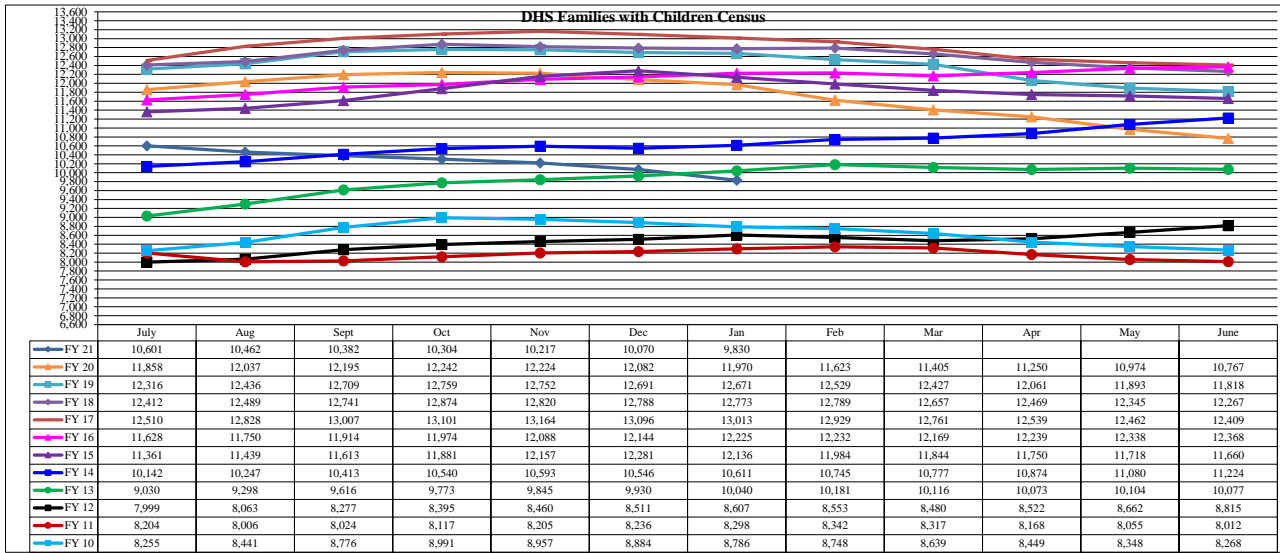
TOTAL SHELTER CENSUS	
Adults	35,260
Children	16,902
<b>Total Individuals</b>	<b>52,162</b>

SINGLE ADULTS	
Men	13,827
Women	4,570
<b>Total Single Adults</b>	<b>18,397</b>

FAMILIES WITH CHILDREN	
Families	9,670
Adults	12,777
Children	16,902
<b>Individuals</b>	<b>29,679</b>

ADULT FAMILIES CENSUS	
Families	1,935
<b>Individuals (Adults)</b>	<b>4,086</b>

x



\*Due to data conversion the average monthly census for December 2011 and January 2012 for Families with Children and Adult Families is based upon data for a partial month.