

DAILY REPORT

2/20/2020

(Data from Wednesday, February 19, 2020)

Code Blue

SINGLE ADULTS	
Drop-in Center Clients Served	623
Drop-in Center Overnight Census	263
Faith Bed Census	176
Outreach Contacts	525
Outreach Placements	21
Safe Haven Utilization	1062
Veterans In Short-term Housing	242
Criminal Justice Short-term Housing	223

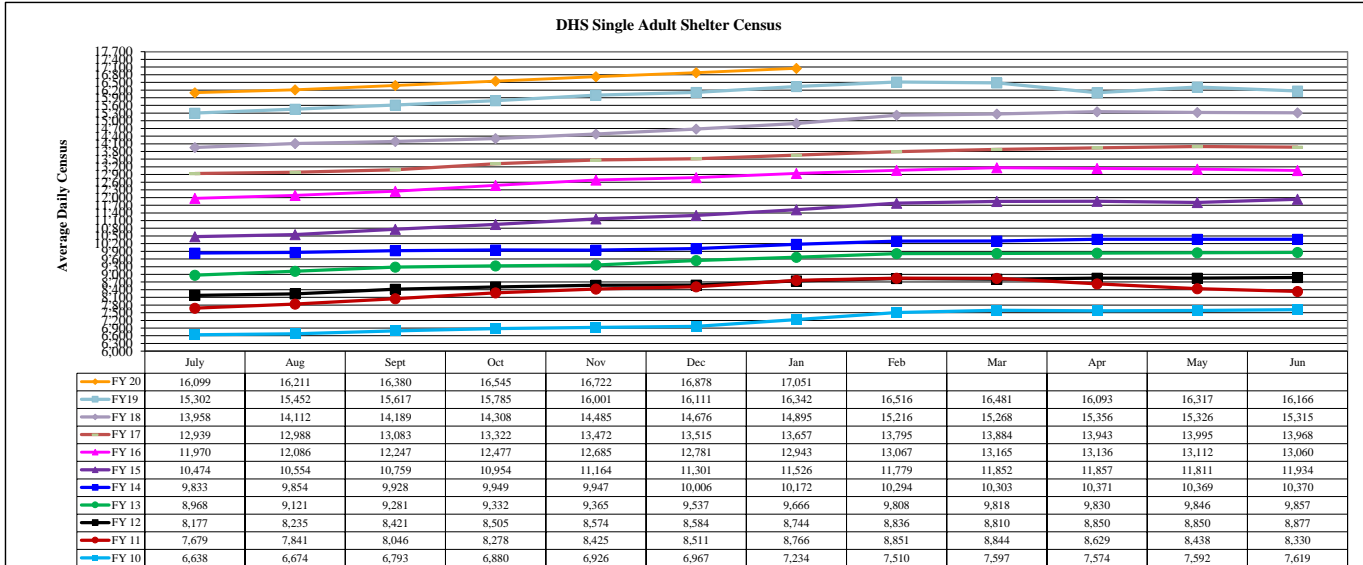
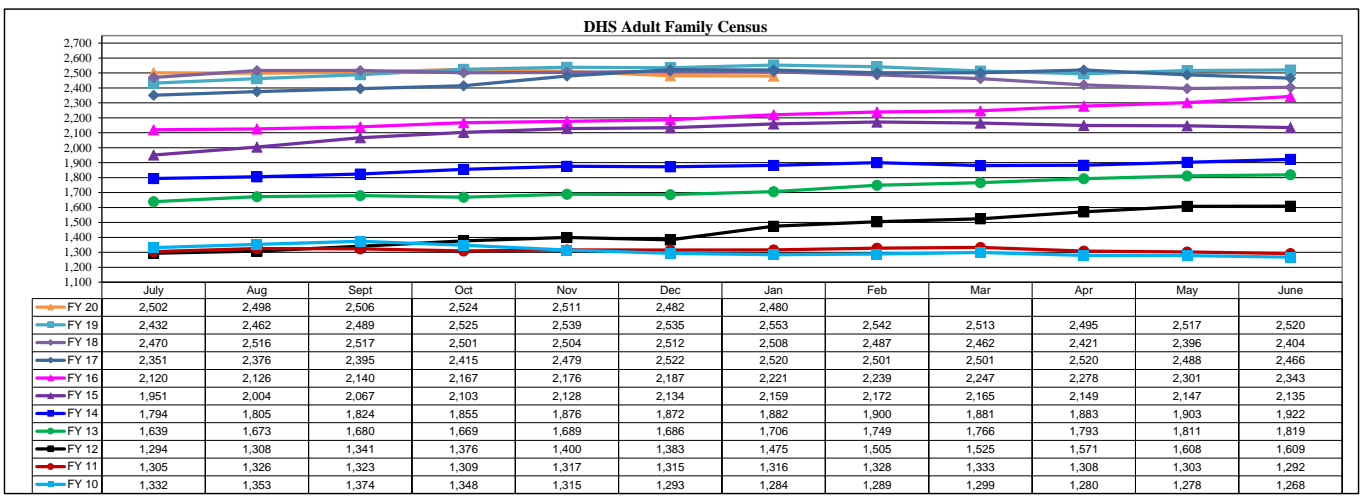
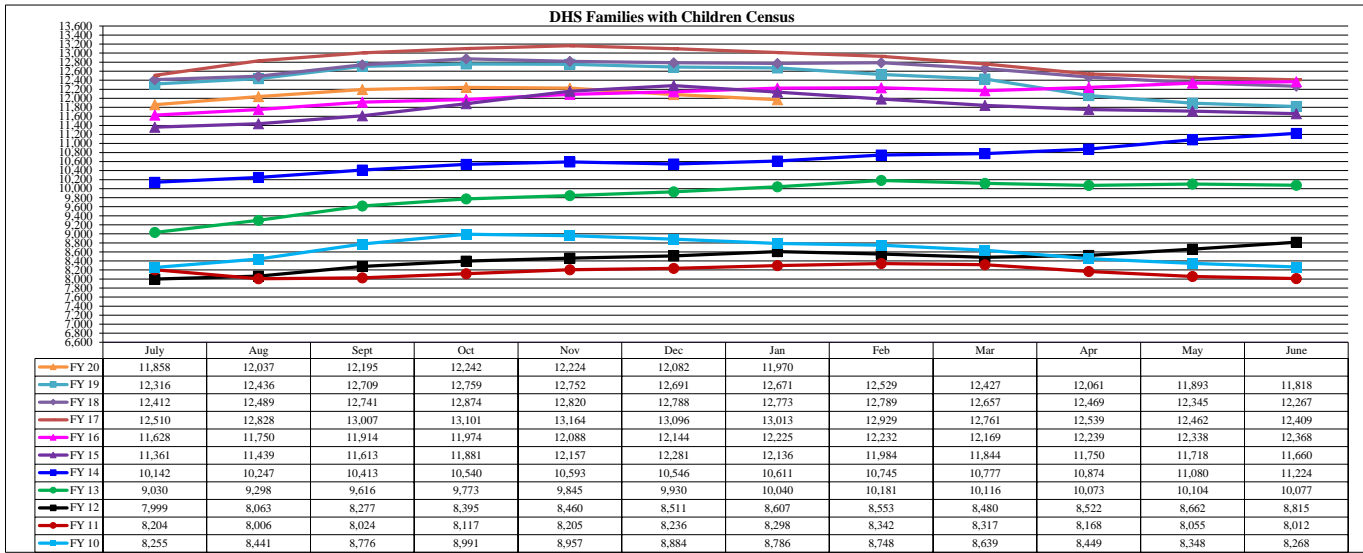
FAMILY INTAKE	
Families Requesting Temporary Housing at PATH	122
Adult Families Requesting Temporary Housing at AFIC	27
Families Placed in Overnight Accommodations	0
Families w/children at PATH Overnight (pre 10PM)	0

TOTAL SHELTER CENSUS	
Adults	38,000
Children	20,742
Total Individuals	58,742

SINGLE ADULT SHELTER CENSUS	
Men	12,580
Women	4,703
Total Single Adults	17,283

FAMILIES WITH CHILDREN CENSUS	
Families	11,566
Adults	15,536
Children	20,742
Individuals	36,278

ADULT FAMILIES CENSUS	
Families	2,459
Individuals (Adults)	5,181



*Due to data conversion the average monthly census for December 2011 and January 2012 for Families with Children and Adult Families is based upon data for a partial month.