

**DAILY REPORT**

2/18/2020

(Data from Monday, February 17, 2020)

Code Blue

SINGLE ADULTS	
Drop-in Center Clients Served	632
Drop-in Center Overnight Census	269
Faith Bed Census	169
Outreach Contacts	329
Outreach Placements	19
Safe Haven Utilization	1064
Veterans In Short-term Housing	245
Criminal Justice Short-term Housing	211

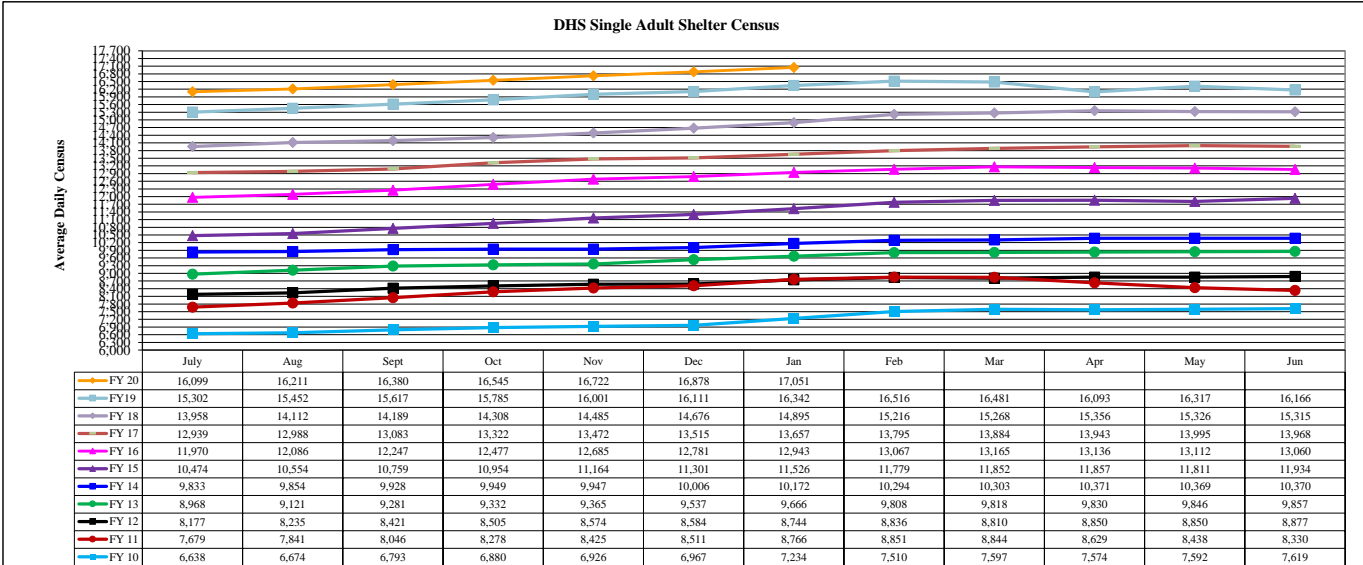
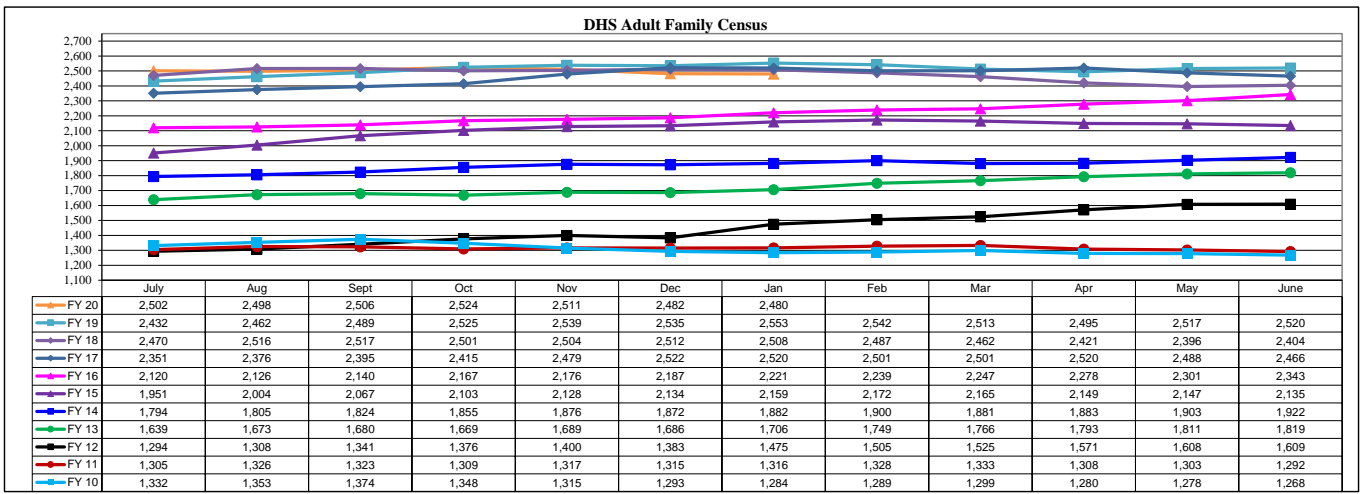
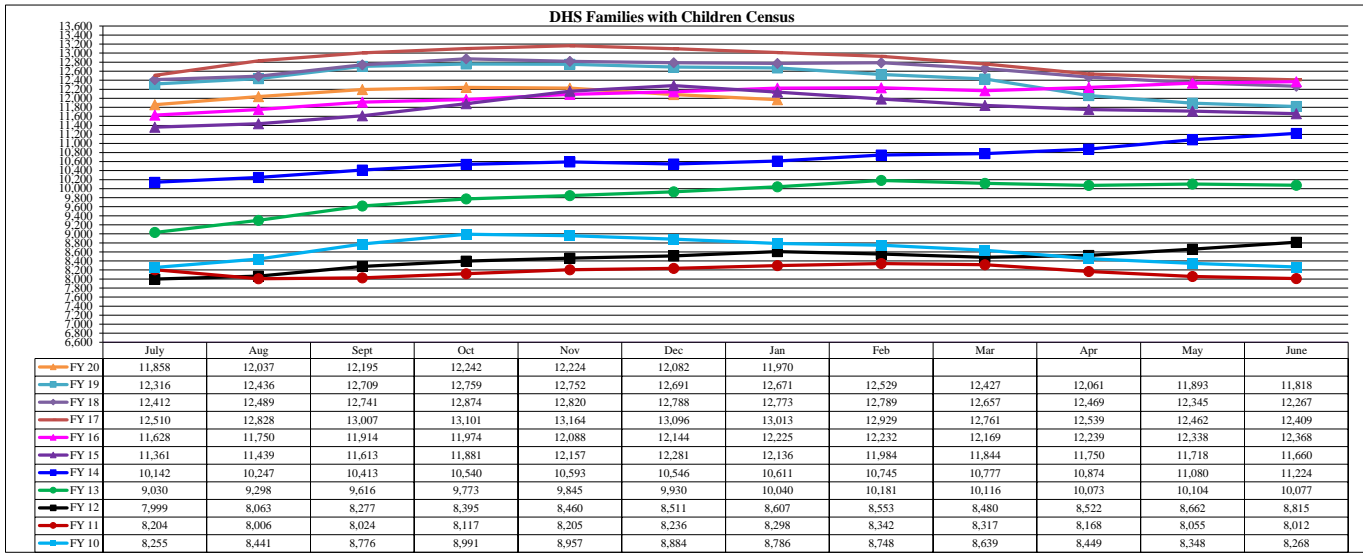
FAMILY INTAKE	
Families Requesting Temporary Housing at PATH	82
Adult Families Requesting Temporary Housing at AFIC	14
Families Placed in Overnight Accommodations	0
Families w/children at PATH Overnight (pre 10PM)	0

TOTAL SHELTER CENSUS	
Adults	38,077
Children	20,796
<b>Total Individuals</b>	<b>58,873</b>

SINGLE ADULT SHELTER CENSUS	
Men	12,566
Women	4,717
<b>Total Single Adults</b>	<b>17,283</b>

FAMILIES WITH CHILDREN CENSUS	
<b>Families</b>	11,603
Adults	15,592
Children	20,796
<b>Individuals</b>	<b>36,388</b>

ADULT FAMILIES CENSUS	
<b>Families</b>	2,470
<b>Individuals (Adults)</b>	<b>5,202</b>



\*Due to data conversion the average monthly census for December 2011 and January 2012 for Families with Children and Adult Families is based upon data for a partial month.