

DAILY REPORT

10/19/2021

(Data from Monday, October 18, 2021)

SINGLE ADULTS	
Drop-in Center Clients Served	330
Drop-in Center Overnight Census	109
Faith Bed Census	25
Outreach Contacts	285
Outreach Placements	10
Safe Haven Utilization	1082
Veterans In Short-term Housing	125
Criminal Justice Short-term Housing	109

5 of 6 sites reporting
 5 of 6 sites reporting
 5 of 6 sites reporting

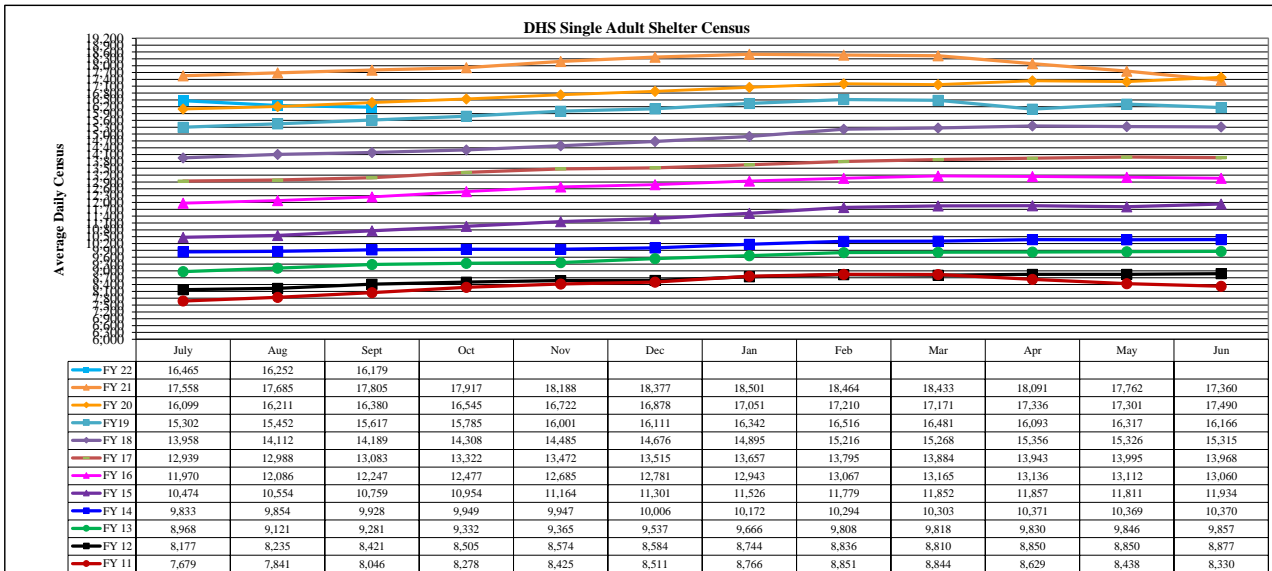
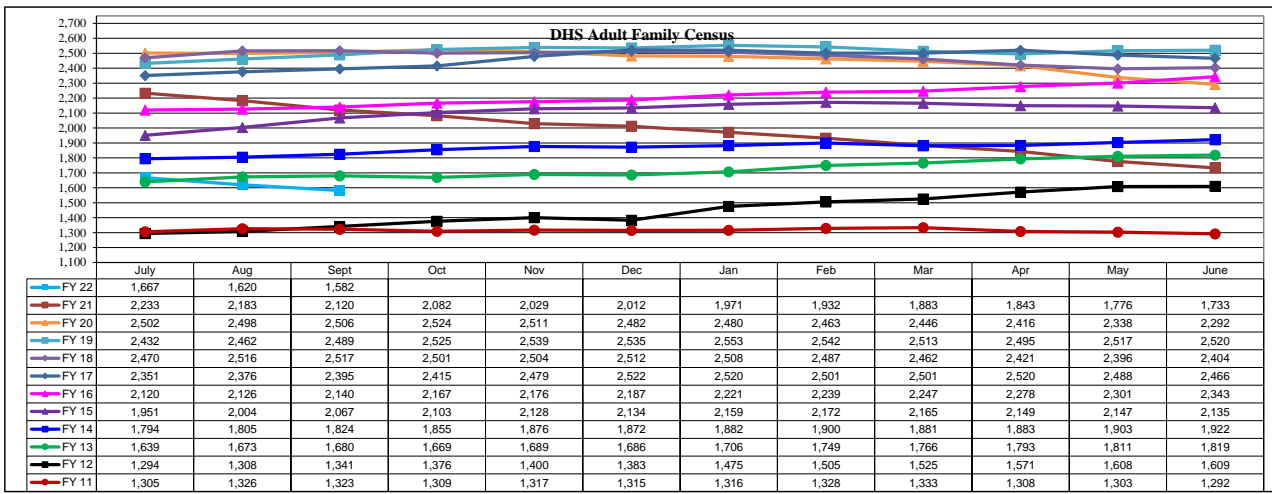
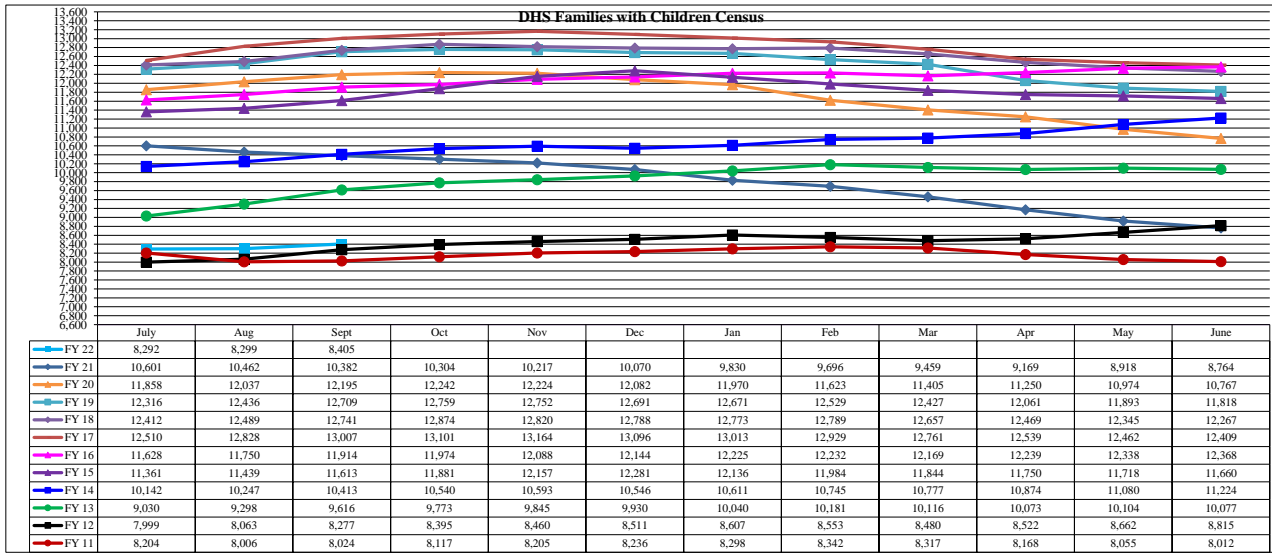
FAMILY INTAKE	
Families Requesting Temporary Housing at PATH	153
Adult Families Requesting Temporary Housing at AFIC	12
Families Placed in Overnight Accommodations	0
Families w/children at PATH Overnight (pre 10PM)	0

TOTAL SHELTER CENSUS	
Adults	31,085
Children	14,900
Total Individuals	45,985

SINGLE ADULTS	
Men	12,410
Women	4,108
Total Single Adults	16,518

FAMILIES WITH CHILDREN	
Families	8,592
Adults	11,260
Children	14,900
Individuals	26,160

ADULT FAMILIES CENSUS	
Families	1,577
Individuals (Adults)	3,307



*Due to data conversion the average monthly census for December 2011 and January 2012 for Families with Children and Adult Families is based upon data for a partial month.