



October 29, 2021

Samuel Lieblich, P.E.  
Region II Air Pollution Control Engineer  
NYS DEC Region II  
47-40 21<sup>st</sup> Street  
Long Island City, NY 11101-5407

Re: North River WRRF  
DEC ID: 2-6202-00007  
Part 201 Air Facility Title V Permit  
Quarterly Opacity Monitoring Report  
Third Quarter of 2021

Dear Mr. Lieblich:

The New York City Department of Environmental Protection (DEP) hereby submits to the New York State Department of Environmental Conservation (DEC) the North River Wastewater Resource Recovery Facility's (WRRF) Third Quarter of 2021 Continuous Opacity Monitoring (COM) Report for the remaining two pump engines in operation. This report is submitted as required by Condition 34, Item 34.2 of the WRRF Part 201 Title V Air Facility Permit.

DEP conducted an investigation of all the 6-minute average opacity events greater than 20% for the Third Quarter of 2021 and was able to identify the possible causes for all of the events.

**CHRONOLOGICAL REVIEW OF OPACITY EVENTS GREATER THAN 20%**

The following list is a chronological review of DEP's operational record that verifies the likely causes of 6-minute average greater than 20% opacity events in the report for each Pump Engine at the WRRF.

**Pump Engine 1**

- 07/17/2021 Operational record indicated that two 6-minute average >20% but  $\leq 27\%$  or >27% exceedances may have been caused by engine start up.
- 08/21/2021 Operational record indicated that two 6-minute average >20% but  $\leq 27\%$  or >27% exceedances may have been caused by engine start up.
- 08/27/2021 Operational record indicated that two 6-minute average >20% but  $\leq 27\%$  or >27% exceedances may have been caused by engine start up.

**Vincent Sapienza, P.E.**  
Commissioner

**Pam Elardo, P.E.**  
Deputy Commissioner

**Bureau of Wastewater Treatment**

96-05 Horace Harding Expressway – 2<sup>nd</sup> Floor  
Corona, NY 11368

Tel. (718) 595-6924  
Fax (718) 595-4084  
[PElardo@dep.nyc.gov](mailto:PElardo@dep.nyc.gov)

09/15/2021 Operational record indicated that two 6-minute average >20% but  $\leq 27\%$  exceedances may have been caused by engine start up.

09/18/2020 Operational record indicated that two 6-minute average >20% but  $\leq 27\%$  or >27% exceedances may have been caused by engine start up.

### **Pump Engine 2**

07/02/2021 Operational record indicated that four 6-minute average >20% but  $\leq 27\%$  or >27% exceedances may have been caused by engine shut down.

Pump Engine 2 ceased operation on or around 07/27/2021.

### **Pump Engine 3**

Pump Engine 3 ceased operation on or around 06/23/2020.

### **Pump Engine 4**

No 6-minute average >20% opacity was reported.

### **Pump Engine 5**

Pump Engine 5 ceased operation on or around 04/06/2021.

If you need any additional information, please contact Ms. Theresa Tam, Chief of Division of Operation Support at (718) 595-4730.

Very truly yours,

DocuSigned by:  
  
Pamela Elard, P.E.  
Deputy Commissioner

Attachment

c: Thomas John (DEC Region II, w/o attachments)  
Robert Bolt (DEC Region II, w/o attachments)  
Paresh Shah (DEC Region II, w/o attachments)

---

---

# North River Wastewater Resource Recovery Facility

---

---

---

---

## Quarterly Opacity Continuous Monitoring Report for Third Quarter of 2021

---

---

Submitted by:

**New York City Department of Environmental Protection**

96-05 Horace Harding Expressway, 2<sup>nd</sup> floor  
Corona, New York 11368

Prepared by:

**Louis Berger & Assoc., P.C.**

96 Morton Street, 8<sup>th</sup> Floor  
New York, NY 10011

On Behalf of:

**New York City Department of Environmental Protection**

October 25, 2021

Third Quarter 2021  
Project No. 2041797.00.00





Re: QA QC Certification

I have reviewed the attached report entitled "Quarterly Opacity Continuous Monitoring Report for Third Quarter of 2021". Based on my inquiry of those individuals with primary responsibility for obtaining such information, I certify that these statements and information are to the best of my knowledge and belief true, accurate and complete.

---

Steven Eget, PE, CEM  
License No. 078606-1





## **Introduction**

As required by the New York City Department of Environmental Protection Agency (NYCDEP) North River Wastewater Resource Recovery Facility (NRWRRF) Air Title V Facility Permit, continuous opacity monitoring was performed at the plant's 10 reciprocating internal combustion engines since 1990's. The Opacity Analyzers are located on the stacks for each engine, approximately twenty-five feet above the surface of Riverbank State Park, which is on the roof of the plant. The existing AMETEK's Land Model 4500 MkIII opacity analyzers were installed January 5, 2017 through February 12, 2017.

As the plant's ongoing Co-Generation construction project progressed, nine (9) new APG-Neuros Model: NX350-C100 electric blowers were installed and have been in operation since January 30, 2018, along with the plant's existing electrical blower. The plant's existing Blower Engine BE 1 ceased operation January 4, 2018 and BE 5 ceased operation January 12, 2018. The BE 2 has not been in operation since November 1, 2017, BE 3 and BE 4 have been out of service since they were damaged in a fire incident on July 20, 2011. However, these three Blower Engines' opacity monitors were kept operational for equipment maintenance purpose only. As NYCDEP informed New York State Department of Environmental Conservation (NYSDEC) on March 26, 2019, all five Blower Engines Continuous Opacity Monitoring equipment stopped operation on April 1, 2019.

The Pump Engine 3 ceased operation on June 23, 2020, Pump Engine 5 was decommissioned on April 2, 2021 and Pump Engine 4 ceased operation on July 27, 2021.


Pursuant to the Condition 34, Item 34.2 of the NRWRRF Air Title V Facility Permit Renew 2 effective December 23, 2019, Louis Berger & Assoc., P.C. (Berger) monitored exhaust opacity from the plant's four operating pump engines.

Data collection and daily calibration are generated by a Data Acquisition System (DAS). This DAS will, in cases of 6-minute average opacity greater or equal 20%, triggers an audio alarm in the plant control room to alert the plant operators on duty.

This report documents the operation of the opacity analyzers for the third quarter of 2021. The operation followed the United States Environmental Protection Agency (USEPA) 40 CFR Part 60 Performance Specification 1 and USEPA Procedure 3 – Quality Assurance Requirements for Continuous Opacity Monitoring Systems at Stationary Sources as described in the project's QA/QC manual.

The report includes the following sections:

- Description of QA/QC Checks
- Daily Calibration Report
- Discussion of Results



- Six Minute Opacity Exceedances
- Six Minute Averages
- Data Availability
- Quarterly Filter Audit
- QA/QC for Equipment
- Additional Maintenance

The quarterly calibration error test determines if the analyzer is accurately calibrated.

The daily calibration results determine if the analyzer calibration has drifted outside the limits of the calibration error test.

The six-minute opacity exceedances report lists all of the data above the limits set by the USEPA and the New York State Department of Environmental Conservation (NYSDEC). The six-minute averages report lists all of the data generated during the quarter.

The Discussion of Results section provides tables including percentage of valid data and the maximum, minimum and average six-minute average opacity values during the quarter for each opacity monitor.

### **Description of QA/QC Checks**

USEPA Procedure 3 - Quality Assurance Requirements for Continuous Opacity Monitoring Systems at Stationary Sources - requires all compliance opacity analyzers to undergo a three-point calibration error test every calendar quarter. This test must use an External Zero Device (EZD) and three calibrated neutral density filters. The Quarterly Calibration Error Test requires the installation of an EZD. The EZD allows the operator to check the zero-point stability, perform a calibration audit, or to perform a recalibration in accordance with 40 CFR 60 Appendix F Procedure 3, while the process is running, and a clear path is not available. The EZD is configured for a specific instrument.

Neutral Density Filters establish a fixed operating point on the basic operating range. The filter values are in neutral opacity density and calibrated in percent opacity. These calibration filters are traceable to the US Department of Commerce National Institute of Standards and Technology (NIST). With the calibration EZD in place, the optical density filters are placed in the EZD. A 'low', 'medium', and 'high' optical density filter is used to check the system calibration. Each filter is sequentially placed in the EZD. This is repeated three times for each filter. The filter values must meet the USEPA's performance criteria of plus or minus two percent opacity.

The data system records one-minute averages. Each filter is left in the EZD for a minimum of three minutes, assuring the data system will collect a valid one-minute data point. The opacity DAS



records and stores each filter value. In instances where a malfunction has occurred or when daily calibration fails, an audit check will be performed.

**Daily Calibration Report**


The Daily Calibration Report provides information on the maximum zero and span drift of each of the opacity analyzers. The DAS automatically initiates a zero and span check every day at twelve o'clock pm. The DAS records the actual zero and span values and compares them with the expected zero and span values. The zero and span drift must meet 40 CFR Part 60 requirements of less than four percent of full scale (100%). If the drift is greater than four percent of full scale, the DAS displays an alarm on the PC screen and all the subsequent data is automatically tagged 'out of cal' until the next successful calibration. If the zero and span check drift is greater than two percent of full scale, a calibration drift warning alarm is displayed on the PC screen.

The time that the data is tagged 'out of cal' is subtracted from the total valid operational time to calculate data availability. Partial 6 minutes monitoring data is reported with flag (<Samp) and is not included in statistical calculations.

**Discussion of Results**

Berger performed QA/QC of the data and removed opacity exceedances or any readings associated with equipment malfunction, service maintenance etc. and did not identify any issues that would invalidate the exceedances presented in this report for PE1, PE2 and PE4. Opacity PC lost power on 7/29 at 1525 and power was not restored until 8/2 around 1145. Data collected during periods of maintenance are not considered valid and were removed during Berger's QA/QC process.

	<b>PE 1</b>	<b>PE 2</b>	<b>PE 4</b>
<b>Minimum</b>	-2.0	0.4	0.7
<b>Date of Minimum</b>	8/24/2021	7/02/2021	7/3/2021
<b>Time of Minimum</b>	12:36 AM	10:24 AM	11:12 PM
<b>Maximum</b>	38.4	57.3	30.6
<b>Date of Maximum</b>	7/17/2021	7/2/2021	9/20/2021
<b>Time of Maximum</b>	7:00 AM	8:30 AM	11:36 AM
<b>Average</b>	0.5	4.2	3.3
<b>% Valid</b>	91.9%	99.9%	93.1%



	<b>PE 1</b>	<b>PE 2</b>	<b>PE 4</b>
<b>% Out of Service</b>	8.0%	0.0%	6.8%
<b>% Calibrations and Maintenance</b>	0.1%	0.1%	0.1%

### **Six Minute Opacity Exceedances**

The DAS collects one minute and six-minute opacity averages. The six-minute averages above twenty percent are flagged. The DAS displays an alarm on the PC screen and also generates an audible alarm through the PC’s speaker in the control room in the event of a six-minute alarm.

### **Data Availability**

The DAS collects all of the operating data on the opacity analyzers and calculates data availability. The time that analyzers are in calibration, invalid or missing is subtracted from the total monitoring period. During the third quarter of 2021, valid data capture ranged from 91.9% to 99.9% for the Pump Engines.

### **Quarterly Filter Audit**


Quarterly filter audits were performed on September 20th, 2021 for the Pump Engines opacity analyzers in operation. Data collected during times when audits were performed are not included in the calculation of “Percent Valid Data” and are flagged with an “Audit”. The audit reports are included in Appendix D.

### **QA QC for Equipment**

During the third quarter of 2021, Berger performed the following QA/QC procedures for four pump engines.

- The alignment for all the equipment was checked and adjusted on a weekly basis, and as needed.
- The filters of the unit were cleaned and checked for all of the equipment once a quarter, and as needed.
- The optics of trans-receiver and retro reflector for each piece of equipment were cleaned and checked on a weekly basis, and as needed.
- The blower path for each of the pump engines was checked to make sure the path was clear on a weekly basis, and as needed.





### **Additional Maintenance Performed**

During the third quarter of 2021, routine maintenance and clean-up were performed on a weekly basis and as needed for all the analyzers. Data collected during times when maintenance was being performed is flagged with “Maintain”. Those data points are not included in the calculation of “Percent Valid Data”.

### **Record Reconciliation and Software Communication Problem**

None for this quarter.



The following Appendices are included in the report for all five Pump Engines:

- Appendix A: Daily Calibration Report
- Appendix B: 6 Minutes Exceedances Report
- Appendix C: 6 Minutes Opacity Data
- Appendix D: Quarterly Audit Data
- Appendix E: Weekly Maintenance
- Appendix F: Neutral Density Audit Filters Certification

**APPENDIX A**  
**DAILY CALIBRATION REPORT**



Daily Calibration Opacity Data Summary Report

Company: New York City D.E.P.  
 North River Wastewater Resource Recovery Facility  
 New York, NY 10031



Data Group: Valid Calibration Data

Report Name: 3rd Quarter 2021

Start of Report: 7/1/2021 0:00

End of Report: 9/30/2021 23:54

Validation: All Calibrations

Date	Monitor	Units	Zero ZRef	Zero ZMeas	Zero ZDiff(%FS)	Zero ZDiffLast	Zero ZStd	Span SRef	Span SMeas	Span SDiff(%FS)	Span SDiff(%REF)	Span SDiffLast	Span SStd	Result Zero	Result Factor	Result Status
01/07/2021 12:04	Pump Engine 1	%	0	-0.2	-0.21	0.3	0	26.8	26.8	0.99	-0.2	0	0	-0.2	0.994	Valid
02/07/2021 12:04	Pump Engine 1	%	0	-0.2	-0.19	0	0	26.8	26.8	0.99	-0.2	0	0	-0.2	0.995	Valid
03/07/2021 12:04	Pump Engine 1	%	0	0.2	0.21	-0.4	0	26.8	26.7	1.01	-0.2	0	0	0.2	1.01	Valid
04/07/2021 12:04	Pump Engine 1	%	0	-0.4	-0.35	0.6	0	26.8	26.7	0.99	-0.2	0	0	-0.4	0.989	Valid
05/07/2021 12:04	Pump Engine 1	%	0	0.4	0.41	-0.8	0	26.8	26.7	1.02	-0.2	0	0	0.4	1.018	Valid
06/07/2021 12:04	Pump Engine 1	%	0	0.1	0.08	0.3	0	26.8	26.8	1	-0.1	-0.1	0	0.1	1.004	Valid
07/07/2021 12:04	Pump Engine 1	%	0	-0.2	-0.24	0.3	0	26.8	26.8	0.99	-0.2	0.1	0	-0.2	0.993	Valid
08/07/2021 12:04	Pump Engine 1	%	0	0.3	0.29	-0.5	0	26.8	26.7	1.01	-0.2	0	0	0.3	1.013	Valid
09/07/2021 12:04	Pump Engine 1	%	0	-0.1	-0.15	0.4	0	26.8	26.7	1	-0.4	0.2	0	-0.1	0.998	Valid
10/07/2021 12:04	Pump Engine 1	%	0	-0.1	-0.1	0	0	26.8	26.7	1	-0.2	-0.2	0	-0.1	0.998	Valid
11/07/2021 12:04	Pump Engine 1	%	0	0	0.01	-0.1	0	26.8	26.7	1	-0.2	0	0	0	1.003	Valid
12/07/2021 12:04	Pump Engine 1	%	0	0.9	0.92	-0.9	0	26.8	26.7	1.04	-0.3	0.1	0	0.9	1.038	Valid
13/07/2021 12:04	Pump Engine 1	%	0	-0.4	-0.38	1.3	0	26.8	26.7	0.99	-0.3	0	0	-0.4	0.989	Valid
14/07/2021 12:04	Pump Engine 1	%	0	-0.5	-0.48	0.1	0	26.8	26.7	0.99	-0.3	0	0	-0.5	0.985	Valid
15/07/2021 12:04	Pump Engine 1	%	0	-0.2	-0.15	-0.3	0	26.8	26.8	1	-0.2	-0.1	0	-0.2	0.996	Valid
16/07/2021 12:04	Pump Engine 1	%	0	0.3	0.32	-0.5	0	26.8	26.8	1.01	-0.2	0	0	0.3	1.014	Valid
17/07/2021 12:04	Pump Engine 1	%	0	0.1	0.1	0.2	0	26.8	26.7	1.01	-0.2	0	0	0.1	1.006	Valid
18/07/2021 12:04	Pump Engine 1	%	0	-0.3	-0.33	0.4	0	26.8	26.7	0.99	-0.2	0	0	-0.3	0.99	Valid
19/07/2021 12:04	Pump Engine 1	%	0	0.3	0.29	-0.6	0	26.8	26.7	1.01	-0.2	0	0	0.3	1.013	Valid
20/07/2021 12:04	Pump Engine 1	%	0	0	-0.04	0.3	0	26.8	26.8	1	-0.2	0	0	0	1	Valid
21/07/2021 12:04	Pump Engine 1	%	0	0.1	0.14	-0.1	0	26.8	26.7	1.01	-0.2	0	0	0.1	1.007	Valid
22/07/2021 12:04	Pump Engine 1	%	0	-0.1	-0.12	0.2	0	26.8	26.8	1	-0.2	0	0	-0.1	0.997	Valid
23/07/2021 12:04	Pump Engine 1	%	0	0	-0.02	-0.1	0	26.8	26.8	1	-0.2	0	0	0	1.001	Valid
24/07/2021 12:04	Pump Engine 1	%	0	0.1	0.09	-0.1	0	26.8	26.7	1.01	-0.2	0	0	0.1	1.006	Valid
25/07/2021 12:04	Pump Engine 1	%	0	-0.1	-0.1	0.2	0	26.8	26.8	1	-0.2	0	0	-0.1	0.998	Valid
26/07/2021 12:04	Pump Engine 1	%	0	-0.4	-0.38	0.3	0	26.8	26.7	0.99	-0.2	0	0	-0.4	0.988	Valid
27/07/2021 12:04	Pump Engine 1	%	0	0.1	0.11	-0.5	0	26.8	26.7	1.01	-0.2	0	0	0.1	1.006	Valid
28/07/2021 12:04	Pump Engine 1	%	0	0	0.04	0.1	0	26.8	26.7	1	-0.2	0	0	0	1.003	Valid
29/07/2021 12:04	Pump Engine 1	%	0	0.4	0.38	-0.4	0	26.8	26.8	1.02	-0.1	-0.1	0	0.4	1.016	Valid
02/08/2021 12:04	Pump Engine 1	%	0	-0.4	-0.38	0.8	0	26.8	26.8	0.99	-0.2	0.1	0	-0.4	0.988	Valid
03/08/2021 12:04	Pump Engine 1	%	0	0	0.01	-0.4	0	26.8	26.7	1	-0.2	0	0	0	1.002	Valid
04/08/2021 12:04	Pump Engine 1	%	0	0	-0.03	0	0	26.8	26.8	1	-0.2	0	0	0	1.001	Valid
05/08/2021 12:04	Pump Engine 1	%	0	0.1	0.08	-0.1	0	26.8	26.8	1	-0.2	0	0	0.1	1.004	Valid
06/08/2021 12:04	Pump Engine 1	%	0	0.1	0.14	0	0	26.8	26.7	1.01	-0.2	0	0	0.1	1.007	Valid
07/08/2021 12:04	Pump Engine 1	%	0	0	0	0.1	0	26.8	26.8	1	-0.2	0	0	0	1.002	Valid
08/08/2021 12:04	Pump Engine 1	%	0	-0.1	-0.06	0.1	0	26.8	26.8	1	-0.2	0	0	-0.1	0.999	Valid
09/08/2021 12:04	Pump Engine 1	%	0	0.3	0.31	-0.4	0	26.8	26.7	1.01	-0.3	0.1	0	0.3	1.014	Valid
10/08/2021 12:04	Pump Engine 1	%	0	-0.2	-0.2	0.5	0	26.8	26.8	0.99	-0.2	-0.1	0	-0.2	0.994	Valid
11/08/2021 12:04	Pump Engine 1	%	0	-0.1	-0.08	-0.1	0	26.8	26.7	1	-0.2	0	0	-0.1	0.999	Valid
12/08/2021 12:04	Pump Engine 1	%	0	-0.2	-0.19	0.1	0	26.8	26.7	1	-0.2	0	0	-0.2	0.995	Valid
13/08/2021 12:04	Pump Engine 1	%	0	0.2	0.18	-0.4	0	26.8	26.7	1.01	-0.2	0	0	0.2	1.009	Valid
14/08/2021 12:04	Pump Engine 1	%	0	0	0.03	0.2	0	26.8	26.7	1	-0.2	0	0	0	1.003	Valid
15/08/2021 12:04	Pump Engine 1	%	0	-0.1	-0.07	0.1	0	26.8	26.7	1	-0.2	0	0	-0.1	0.999	Valid
16/08/2021 12:04	Pump Engine 1	%	0	0	-0.01	-0.1	0	26.8	26.8	1	-0.2	0	0	0	1.002	Valid
17/08/2021 12:04	Pump Engine 1	%	0	0	0.01	0	0	26.8	26.8	1	-0.1	-0.1	0	0	1.002	Valid
18/08/2021 12:04	Pump Engine 1	%	0	0.4	0.42	-0.4	0	26.8	26.8	1.02	-0.2	0.1	0	0.4	1.018	Valid
19/08/2021 12:04	Pump Engine 1	%	0	0.4	0.39	0	0	26.8	26.7	1.02	-0.2	0	0	0.4	1.017	Valid
20/08/2021 12:04	Pump Engine 1	%	0	-0.9	-0.93	1.3	0	26.8	26.8	0.97	-0.2	0	0	-0.9	0.968	Valid
21/08/2021 12:04	Pump Engine 1	%	0	0.2	0.19	-1.1	0	26.8	26.8	1.01	-0.1	-0.1	0	0.2	1.009	Valid
22/08/2021 12:04	Pump Engine 1	%	0	2.7	2.67	-2.5	0	26.8	26.7	1.12	-0.5	0.4	0	2.7	1.117	Valid
23/08/2021 11:24	Pump Engine 1	%	0	0.2	0.2	2.5	0	26.8	26.7	1.01	-0.4	-0.1	0	0.2	1.012	Valid
23/08/2021 12:04	Pump Engine 1	%	0	-0.9	-0.9	1.1	0	26.8	26.7	0.97	-0.4	0	0	-0.9	0.972	Valid
24/08/2021 12:04	Pump Engine 1	%	0	-2.6	-2.59	1.7	0	26.8	26.8	0.91	-0.2	-0.2	0	-2.6	0.913	Valid
25/08/2021 12:04	Pump Engine 1	%	0	0.3	0.26	-2.9	0	26.8	26.7	1.01	-0.2	0	0	0.3	1.012	Valid
26/08/2021 12:04	Pump Engine 1	%	0	0.3	0.33	0	0	26.8	26.8	1.01	-0.2	0	0	0.3	1.014	Valid
27/08/2021 12:04	Pump Engine 1	%	0	0.3	0.25	0	0	26.8	26.7	1.01	-0.2	0	0	0.3	1.012	Valid
28/08/2021 12:04	Pump Engine 1	%	0	-0.2	-0.22	0.5	0	26.8	26.7	0.99	-0.2	0	0	-0.2	0.994	Valid
29/08/2021 12:04	Pump Engine 1	%	0	0.2	0.21	-0.4	0	26.8	26.7	1.01	-0.2	0	0	0.2	1.01	Valid
30/08/2021 12:04	Pump Engine 1	%	0	0	-0.05	0.2	0	26.8	26.7	1	-0.2	0	0	0	1.001	Valid
31/08/2021 12:04	Pump Engine 1	%	0	0.1	0.06	-0.1	0	26.8	26.7	1	-0.2	0	0	0.1	1.004	Valid
03/09/2021 12:04	Pump Engine 1	%	0	-1.1	-1.15	1.2	0	26.8	26.7	0.96	-0.2	0	0	-1.1	0.961	Valid
04/09/2021 12:04	Pump Engine 1	%	0	0.1	0.06	-1.2	0	26.8	26.8	1	-0.2	0	0	0.1	1.004	Valid
05/09/2021 12:04	Pump Engine 1	%	0	0.8	0.8	-0.7	0	26.8	26.8	1.03	-0.2	0	0	0.8	1.033	Valid
06/09/2021 12:04	Pump Engine 1	%	0	0.1	0.07	0.7	0	26.8	26.8	1	-0.1	-0.1	0	0.1	1.004	Valid
07/09/2021 12:04	Pump Engine 1	%	0	0	-0.01	0.1	0	26.8	26.7	1	-0.2	0.1	0	0	1.002	Valid
08/09/2021 12:04	Pump Engine 1	%	0	0.3	0.29	-0.3	0	26.8	26.8	1.01	-0.1	-0.1	0	0.3	1.012	Valid
09/09/2021 12:04	Pump Engine 1	%	0	0	0.02	0.3	0	26.8	26.7	1	-0.2	0.1	0	0	1.003	Valid
10/09/2021 12:04	Pump Engine 1	%	0	-0.1	-0.09	0.1	0	26.8	26.7	1	-0.2	0	0	-0.1	0.999	Valid
11/09/2021 12:04	Pump Engine 1	%	0	0.1	0.07	-0.2	0	26.8	26.7	1.01	-0.3	0.1	0	0.1	1.005	Valid
12/09/2021 12:04	Pump Engine 1	%	0	0.2	0.19	-0.1	0	26.8	26.7	1.01	-0.2	-0.1	0	0.2	1.009	Valid
13/09/2021 12:04	Pump Engine 1	%	0	0.1	0.08	0.1	0	26.8	26.7	1.01	-0.2	0	0	0.1	1.005	Valid
14/09/2021 12:04	Pump Engine 1	%	0	0	0	0.1	0	26.8	26.8	1	-0.2	0	0	0	1.002	Valid
15/09/2021 12:04	Pump Engine 1	%	0	-0.3	-0.28	0.3	0	26.8	26.7	0.99	-0.2	0	0	-0.3	0.992	Valid
16/09/2021 12:04	Pump Engine 1	%	0	0.2	0.17	-0.5	0	26.8	26.7	1.01	-0.2	0	0	0.2	1.008	Valid
17/09/2021 12:04	Pump Engine 1	%	0	0	-0.01	0.2	0	26.8	26.7	1	-0.3	0.1	0	0	1.002	Valid
18/09/2021 12:04	Pump Engine 1	%	0	-0.1	-0.05	0.1	0	26.8	26.8	1	-0.1	-0.2	0	-0.1	0.999	Valid
19/09/2021 12:04	Pump Engine 1	%	0	0	-0.04	-0.1	0	26.8	26.7	1	-0.2	0.1	0	0	1.001	Valid

Daily Calibration Opacity Data Summary Report

Company: New York City D.E.P.  
 North River Wastewater Resource Recovery Facility  
 New York, NY 10031



Data Group: Valid Calibration Data

Report Name: 3rd Quarter 2021

Start of Report: 7/1/2021 0:00

End of Report: 9/30/2021 23:54

Validation: All Calibrations

Date	Monitor	Units	Zero ZRef	Zero ZMeas	Zero ZDiff(%FS)	Zero ZDiffLast	Zero ZStd	Span SRef	Span SMeas	Span SDiff(%FS)	Span SDiff(%REF)	Span SDiffLast	Span SStd	Result Zero	Result Factor	Result Status
20/09/2021 12:04	Pump Engine 1	%	0	0.1	0.1	-0.1	0	26.8	26.7	1.01	-0.2	0	0	0.1	1.006	Valid
21/09/2021 12:04	Pump Engine 1	%	0	0	0.01	0.1	0	26.8	26.8	1	-0.2	0	0	0	1.002	Valid
22/09/2021 12:04	Pump Engine 1	%	0	-0.1	-0.09	0.1	0	26.8	26.8	1	-0.2	0	0	-0.1	0.998	Valid
23/09/2021 12:04	Pump Engine 1	%	0	0.2	0.2	-0.3	0	26.8	26.7	1.01	-0.2	0	0	0.2	1.01	Valid
24/09/2021 12:04	Pump Engine 1	%	0	-1.3	-1.34	1.5	0	26.8	26.7	0.95	-0.2	0	0	-1.3	0.954	Valid
25/09/2021 12:04	Pump Engine 1	%	0	0.3	0.31	-1.6	0	26.8	26.7	1.01	-0.2	0	0	0.3	1.014	Valid
26/09/2021 12:04	Pump Engine 1	%	0	-0.1	-0.09	0.4	0	26.8	26.8	1	-0.2	0	0	-0.1	0.999	Valid
27/09/2021 12:04	Pump Engine 1	%	0	0.1	0.07	-0.2	0	26.8	26.8	1	-0.2	0	0	0.1	1.004	Valid
28/09/2021 12:04	Pump Engine 1	%	0	0.7	0.66	-0.6	0	26.8	26.7	1.03	-0.3	0.1	0	0.7	1.028	Valid
29/09/2021 12:04	Pump Engine 1	%	0	-0.1	-0.13	0.8	0	26.8	26.7	1	-0.2	-0.1	0	-0.1	0.997	Valid
30/09/2021 12:04	Pump Engine 1	%	0	0.1	0.05	-0.2	0	26.8	26.7	1	-0.2	0	0	0.1	1.004	Valid
01/07/2021 12:04	Pump Engine 2	%	0	0.3	0.3	-0.3	0	26.6	26.6	1.01	-0.1	-0.9	0	0.3	1.012	Valid
02/07/2021 12:04	Pump Engine 2	%	0	0	0.01	0.3	0	26.6	26.6	1	-0.2	0.1	0	0	1.002	Valid
03/07/2021 12:04	Pump Engine 2	%	0	0.1	0.09	-0.1	0	26.6	26.5	1.01	-0.5	0.3	0	0.1	1.008	Valid
04/07/2021 12:04	Pump Engine 2	%	0	-0.2	-0.19	0.3	0	26.6	26.5	1	-0.5	0	0	-0.2	0.997	Valid
05/07/2021 12:04	Pump Engine 2	%	0	0	0.03	-0.2	0	26.6	26.5	1	-0.4	-0.1	0	0	1.005	Valid
06/07/2021 12:04	Pump Engine 2	%	0	0	-0.02	0	0	26.6	26.5	1	-0.5	0.1	0	0	1.004	Valid
07/07/2021 12:04	Pump Engine 2	%	0	0	0.04	0	0	26.6	26.5	1.01	-0.5	0	0	0	1.006	Valid
08/07/2021 12:04	Pump Engine 2	%	0	0	0.02	0	0	26.6	26.5	1	-0.4	-0.1	0	0	1.005	Valid
09/07/2021 12:04	Pump Engine 2	%	0	0.1	0.14	-0.1	0	26.6	26.5	1.01	-0.4	0	0	0.1	1.01	Valid
10/07/2021 12:04	Pump Engine 2	%	0	-0.2	-0.19	0.3	0	26.6	26.5	1	-0.3	-0.1	0	-0.2	0.996	Valid
11/07/2021 12:04	Pump Engine 2	%	0	0.1	0.13	-0.3	0	26.6	26.5	1.01	-0.3	0	0	0.1	1.008	Valid
12/07/2021 12:04	Pump Engine 2	%	0	0.1	0.08	0	0	26.6	26.5	1.01	-0.4	0.1	0	0.1	1.007	Valid
13/07/2021 12:04	Pump Engine 2	%	0	0.1	0.08	0	0	26.6	26.5	1.01	-0.3	-0.1	0	0.1	1.006	Valid
14/07/2021 12:04	Pump Engine 2	%	0	-0.1	-0.12	0.2	0	26.6	26.5	1	-0.3	0	0	-0.1	0.998	Valid
15/07/2021 12:04	Pump Engine 2	%	0	-0.2	-0.18	0.1	0	26.6	26.5	1	-0.3	0	0	-0.2	0.997	Valid
16/07/2021 12:04	Pump Engine 2	%	0	0	-0.04	-0.2	0	26.6	26.5	1	-0.3	0	0	0	1.002	Valid
17/07/2021 12:04	Pump Engine 2	%	0	0	0.04	0	0	26.6	26.5	1	-0.3	0	0	0	1.005	Valid
18/07/2021 12:04	Pump Engine 2	%	0	0.1	0.15	-0.1	0	26.6	26.5	1.01	-0.3	0	0	0.1	1.008	Valid
19/07/2021 12:04	Pump Engine 2	%	0	0.1	0.05	0	0	26.6	26.5	1	-0.3	0	0	0.1	1.005	Valid
20/07/2021 12:04	Pump Engine 2	%	0	-0.1	-0.14	0.2	0	26.6	26.5	1	-0.3	0	0	-0.1	0.997	Valid
21/07/2021 12:04	Pump Engine 2	%	0	0	0.04	-0.1	0	26.6	26.5	1	-0.3	0	0	0	1.005	Valid
22/07/2021 12:04	Pump Engine 2	%	0	-0.1	-0.07	0.1	0	26.6	26.5	1	-0.2	-0.1	0	-0.1	1	Valid
23/07/2021 12:04	Pump Engine 2	%	0	0	-0.02	-0.1	0	26.6	26.5	1	-0.3	0.1	0	0	1.002	Valid
24/07/2021 12:04	Pump Engine 2	%	0	0	0.02	0	0	26.6	26.5	1	-0.3	0	0	0	1.004	Valid
25/07/2021 12:04	Pump Engine 2	%	0	0.2	0.18	-0.2	0	26.6	26.5	1.01	-0.3	0	0	0.2	1.01	Valid
26/07/2021 12:04	Pump Engine 2	%	0	-0.1	-0.12	0.3	0	26.6	26.5	1	-0.3	0	0	-0.1	0.999	Valid
27/07/2021 12:04	Pump Engine 2	%	0	-0.1	-0.06	0	0	26.6	26.5	1	-0.3	0	0	-0.1	1	Valid
28/07/2021 12:04	Pump Engine 2	%	0	0.1	0.15	-0.2	0	26.6	26.5	1.01	-0.3	0	0	0.1	1.009	Valid
29/07/2021 12:04	Pump Engine 2	%	0	0	0.01	0.1	0	26.6	26.5	1	-0.3	0	0	0	1.003	Valid
02/08/2021 12:04	Pump Engine 2	%	0	0	-0.02	0	0	26.6	26.5	1	-0.3	0	0	0	1.002	Valid
03/08/2021 12:04	Pump Engine 2	%	0	0	-0.05	0	0	26.6	26.5	1	-0.2	-0.1	0	0	1.001	Valid
04/08/2021 12:04	Pump Engine 2	%	0	0	0.04	0	0	26.6	26.5	1	-0.2	0	0	0	1.004	Valid
05/08/2021 12:04	Pump Engine 2	%	0	0.1	0.06	-0.1	0	26.6	26.5	1	-0.2	0	0	0.1	1.005	Valid
06/08/2021 12:04	Pump Engine 2	%	0	0	-0.04	0.1	0	26.6	26.5	1	-0.2	0	0	0	1.001	Valid
07/08/2021 12:04	Pump Engine 2	%	0	0	0.01	0	0	26.6	26.5	1	-0.3	0.1	0	0	1.003	Valid
08/08/2021 12:04	Pump Engine 2	%	0	0.1	0.06	-0.1	0	26.6	26.5	1	-0.3	0	0	0.1	1.005	Valid
09/08/2021 12:04	Pump Engine 2	%	0	0.1	0.14	0	0	26.6	26.5	1.01	-0.3	0	0	0.1	1.008	Valid
10/08/2021 12:04	Pump Engine 2	%	0	-0.1	-0.07	0.2	0	26.6	26.5	1	-0.2	-0.1	0	-0.1	0.999	Valid
11/08/2021 12:04	Pump Engine 2	%	0	0	0.04	-0.1	0	26.6	26.5	1	-0.2	0	0	0	1.004	Valid
12/08/2021 12:04	Pump Engine 2	%	0	-0.1	-0.07	0.1	0	26.6	26.5	1	-0.3	0.1	0	-0.1	1	Valid
13/08/2021 12:04	Pump Engine 2	%	0	-0.1	-0.06	0	0	26.6	26.5	1	-0.3	0	0	-0.1	1.001	Valid
14/08/2021 12:04	Pump Engine 2	%	0	0	0.01	-0.1	0	26.6	26.5	1	-0.2	-0.1	0	0	1.003	Valid
15/08/2021 12:04	Pump Engine 2	%	0	0	-0.01	0	0	26.6	26.5	1	-0.3	0.1	0	0	1.002	Valid
16/08/2021 12:04	Pump Engine 2	%	0	0	0.01	0	0	26.6	26.5	1	-0.3	0	0	0	1.003	Valid
17/08/2021 12:04	Pump Engine 2	%	0	0.1	0.05	-0.1	0	26.6	26.5	1	-0.3	0	0	0.1	1.005	Valid
18/08/2021 12:04	Pump Engine 2	%	0	0.1	0.12	0	0	26.6	26.5	1.01	-0.3	0	0	0.1	1.007	Valid
19/08/2021 12:04	Pump Engine 2	%	0	0.2	0.15	-0.1	0	26.6	26.5	1.01	-0.3	0	0	0.2	1.008	Valid
20/08/2021 12:04	Pump Engine 2	%	0	-0.2	-0.18	0.4	0	26.6	26.5	1	-0.3	0	0	-0.2	0.996	Valid
21/08/2021 12:04	Pump Engine 2	%	0	0	-0.01	-0.2	0	26.6	26.5	1	-0.2	-0.1	0	0	1.002	Valid
22/08/2021 12:04	Pump Engine 2	%	0	0.9	0.87	-0.9	0	26.6	26.5	1.04	-0.3	0.1	0	0.9	1.036	Valid
23/08/2021 12:04	Pump Engine 2	%	0	-0.2	-0.18	1.1	0	26.6	26.5	1	-0.3	0	0	-0.2	0.996	Valid
24/08/2021 12:04	Pump Engine 2	%	0	-1	-0.95	0.8	0	26.6	26.5	0.97	-0.2	-0.1	0	-1	0.968	Valid
25/08/2021 12:04	Pump Engine 2	%	0	0.1	0.06	-1.1	0	26.6	26.5	1	-0.3	0.1	0	0.1	1.005	Valid
26/08/2021 12:04	Pump Engine 2	%	0	0	0.02	0.1	0	26.6	26.5	1	-0.2	-0.1	0	0	1.003	Valid
27/08/2021 12:04	Pump Engine 2	%	0	0.1	0.11	-0.1	0	26.6	26.5	1.01	-0.3	0.1	0	0.1	1.007	Valid
28/08/2021 12:04	Pump Engine 2	%	0	0.1	0.07	0	0	26.6	26.5	1.01	-0.3	0	0	0.1	1.005	Valid
29/08/2021 12:04	Pump Engine 2	%	0	0.1	0.1	0	0	26.6	26.5	1.01	-0.2	-0.1	0	0.1	1.006	Valid
30/08/2021 12:04	Pump Engine 2	%	0	0	0.01	0.1	0	26.6	26.5	1	-0.3	0.1	0	0	1.003	Valid
31/08/2021 12:04	Pump Engine 2	%	0	-0.1	-0.13	0.1	0	26.6	26.5	1	-0.3	0	0	-0.1	0.998	Valid
03/09/2021 12:04	Pump Engine 2	%	0	-0.3	-0.27	0.2	0	26.6	26.5	0.99	-0.3	0	0	-0.3	0.993	Valid
04/09/2021 12:04	Pump Engine 2	%	0	0	0	-0.3	0	26.6	26.5	1	-0.2	-0.1	0	0	1.002	Valid
05/09/2021 12:04	Pump Engine 2	%	0	0.2	0.2	-0.2	0	26.6	26.5	1.01	-0.3	0.1	0	0.2	1.01	Valid
06/09/2021 12:04	Pump Engine 2	%	0	0	0.01	0.2	0	26.6	26.5	1	-0.3	0	0	0	1.003	Valid
07/09/2021 12:04	Pump Engine 2	%	0	0	-0.03	0	0	26.6	26.5	1	-0.3	0	0	0	1.002	Valid
08/09/2021 12:04	Pump Engine 2	%	0	0.1	0.1	-0.1	0	26.6	26.5	1.01	-0.3	0	0	0.1	1.007	Valid

**Daily Calibration Opacity Data Summary Report**

**Company:** New York City D.E.P.  
North River Wastewater Resource Recovery Facility  
New York, NY 10031



**Data Group:** Valid Calibration Data

**Report Name:** 3rd Quarter 2021

**Start of Report:** 7/1/2021 0:00

**End of Report:** 9/30/2021 23:54

**Validation:** All Calibrations

Date	Monitor	Units	Zero	Zero	Zero	Zero	Zero	Span	Span	Span	Span	Span	Span	Result	Result	Result
			ZRef	ZMeas	ZDiff(%FS)	ZDiffLast	ZStd	SRef	SMeas	SDiff(%FS)	SDiff(%REF)	SDiffLast	SStd	Zero	Factor	Status
09/09/2021 12:04	Pump Engine 2	%	0	0.3	0.28	-0.2	0	26.6	26.5	1.01	-0.3	0	0	0.3	1.013	Valid
10/09/2021 12:04	Pump Engine 2	%	0	-0.3	-0.28	0.6	0	26.6	26.5	0.99	-0.3	0	0	-0.3	0.992	Valid
11/09/2021 12:04	Pump Engine 2	%	0	0	-0.04	-0.3	0	26.6	26.5	1	-0.3	0	0	0	1.001	Valid
12/09/2021 12:04	Pump Engine 2	%	0	0.1	0.09	-0.1	0	26.6	26.5	1.01	-0.3	0	0	0.1	1.006	Valid
13/09/2021 12:04	Pump Engine 2	%	0	0	-0.03	0.1	0	26.6	26.5	1	-0.2	-0.1	0	0	1.001	Valid
14/09/2021 12:04	Pump Engine 2	%	0	0	0.03	0	0	26.6	26.5	1.01	-0.4	0.2	0	0	1.005	Valid
15/09/2021 12:04	Pump Engine 2	%	0	0.1	0.06	-0.1	0	26.6	26.5	1.01	-0.3	-0.1	0	0.1	1.005	Valid
16/09/2021 12:04	Pump Engine 2	%	0	0	0	0.1	0	26.6	26.5	1	-0.3	0	0	0	1.003	Valid
17/09/2021 12:04	Pump Engine 2	%	0	0.2	0.17	-0.2	0	26.6	26.5	1.01	-0.2	-0.1	0	0.2	1.009	Valid
18/09/2021 12:04	Pump Engine 2	%	0	-0.1	-0.14	0.3	0	26.6	26.5	1	-0.3	0.1	0	-0.1	0.997	Valid
19/09/2021 12:04	Pump Engine 2	%	0	-0.1	-0.07	0	0	26.6	26.5	1	-0.3	0	0	-0.1	1	Valid
20/09/2021 12:04	Pump Engine 2	%	0	0	0.02	-0.1	0	26.6	26.5	1	-0.3	0	0	0	1.004	Valid
21/09/2021 12:04	Pump Engine 2	%	0	0	-0.01	0	0	26.6	26.6	1	-0.2	-0.1	0	0	1.002	Valid
22/09/2021 12:04	Pump Engine 2	%	0	0.1	0.12	-0.1	0	26.6	26.5	1.01	-0.3	0.1	0	0.1	1.008	Valid
23/09/2021 12:04	Pump Engine 2	%	0	0	0.02	0.1	0	26.6	26.5	1	-0.3	0	0	0	1.004	Valid
24/09/2021 12:04	Pump Engine 2	%	0	-0.1	-0.09	0.1	0	26.6	26.5	1	-0.3	0	0	-0.1	0.999	Valid
25/09/2021 12:04	Pump Engine 2	%	0	0	-0.05	-0.1	0	26.6	26.5	1	-0.3	0	0	0	1.001	Valid
26/09/2021 12:04	Pump Engine 2	%	0	0	0.01	0	0	26.6	26.5	1	-0.2	-0.1	0	0	1.003	Valid
27/09/2021 12:04	Pump Engine 2	%	0	0	-0.02	0	0	26.6	26.5	1	-0.2	0	0	0	1.002	Valid
28/09/2021 12:04	Pump Engine 2	%	0	0.2	0.18	-0.2	0	26.6	26.5	1.01	-0.3	0.1	0	0.2	1.01	Valid
29/09/2021 12:04	Pump Engine 2	%	0	-0.1	-0.13	0.3	0	26.6	26.5	1	-0.3	0	0	-0.1	0.998	Valid
30/09/2021 12:04	Pump Engine 2	%	0	0	0.01	-0.1	0	26.6	26.5	1	-0.2	-0.1	0	0	1.002	Valid
01/07/2021 12:04	Pump Engine 4	%	0	0.1	0.06	-0.2	0	26	26	1	0.1	0.1	0	0.1	1.001	Valid
02/07/2021 12:04	Pump Engine 4	%	0	0.1	0.06	0	0	26	26	1	0.1	0	0	0.1	1.001	Valid
03/07/2021 12:04	Pump Engine 4	%	0	0.1	0.07	0	0	26	26	1	0.1	0	0	0.1	1.002	Valid
04/07/2021 12:04	Pump Engine 4	%	0	-0.1	-0.1	0.2	0	26	26	0.99	0.1	0	0	-0.1	0.995	Valid
05/07/2021 12:04	Pump Engine 4	%	0	0	0	-0.1	0	26	26	1	0.1	0	0	0	0.999	Valid
06/07/2021 12:04	Pump Engine 4	%	0	0	-0.01	0	0	26	26	1	0.1	0	0	0	0.998	Valid
07/07/2021 12:04	Pump Engine 4	%	0	0	0	0	0	26	26	1	0.2	-0.1	0	0	0.999	Valid
08/07/2021 12:04	Pump Engine 4	%	0	0	0.02	0	0	26	26	1	0.1	0.1	0	0	0.999	Valid
09/07/2021 12:04	Pump Engine 4	%	0	0.2	0.19	-0.2	0	26	26	1.01	0.1	0	0	0.2	1.006	Valid
10/07/2021 12:04	Pump Engine 4	%	0	-0.2	-0.15	0.4	0	26	26	0.99	0.1	0	0	-0.2	0.993	Valid
11/07/2021 12:04	Pump Engine 4	%	0	0.1	0.06	-0.3	0	26	26	1	0.1	0	0	0.1	1.001	Valid
12/07/2021 12:04	Pump Engine 4	%	0	0	0	0.1	0	26	26	1	0.1	0	0	0	0.999	Valid
13/07/2021 12:04	Pump Engine 4	%	0	0.1	0.07	-0.1	0	26	26	1	0.1	0	0	0.1	1.001	Valid
14/07/2021 12:04	Pump Engine 4	%	0	-0.1	-0.08	0.2	0	26	26	1	0.1	0	0	-0.1	0.996	Valid
15/07/2021 12:04	Pump Engine 4	%	0	-0.1	-0.07	0	0	26	26	1	0.2	-0.1	0	-0.1	0.995	Valid
16/07/2021 12:04	Pump Engine 4	%	0	0	-0.01	-0.1	0	26	26	1	0.2	0	0	0	0.998	Valid
17/07/2021 12:04	Pump Engine 4	%	0	0	0.01	0	0	26	26	1	0.1	0.1	0	0	0.999	Valid
18/07/2021 12:04	Pump Engine 4	%	0	0.1	0.09	-0.1	0	26	26	1	0.2	-0.1	0	0.1	1.002	Valid
19/07/2021 12:04	Pump Engine 4	%	0	0	0.04	0.1	0	26	26	1	0.1	0.1	0	0	1	Valid
20/07/2021 12:04	Pump Engine 4	%	0	-0.1	-0.09	0.1	0	26	26	1	0.2	-0.1	0	-0.1	0.995	Valid
21/07/2021 12:04	Pump Engine 4	%	0	0	0.03	-0.1	0	26	26	1	0.1	0.1	0	0	1	Valid
22/07/2021 12:04	Pump Engine 4	%	0	0	-0.01	0	0	26	26.1	1	0.2	-0.1	0	0	0.998	Valid
23/07/2021 12:04	Pump Engine 4	%	0	0	-0.02	0	0	26	26	1	0.1	0.1	0	0	0.998	Valid
24/07/2021 12:04	Pump Engine 4	%	0	0	0.01	0	0	26	26.1	1	0.2	-0.1	0	0	0.998	Valid
25/07/2021 12:04	Pump Engine 4	%	0	0.1	0.14	-0.1	0	26	26	1	0.2	0	0	0.1	1.004	Valid
26/07/2021 12:04	Pump Engine 4	%	0	-0.1	-0.13	0.2	0	26	26	0.99	0.2	0	0	-0.1	0.994	Valid
27/07/2021 12:04	Pump Engine 4	%	0	0	-0.02	-0.1	0	26	26	1	0.2	0	0	0	0.998	Valid
28/07/2021 12:04	Pump Engine 4	%	0	0.1	0.09	-0.1	0	26	26	1	0.1	0.1	0	0.1	1.002	Valid
29/07/2021 12:04	Pump Engine 4	%	0	0	0.04	0.1	0	26	26	1	0.1	0	0	0	1.001	Valid
02/08/2021 12:04	Pump Engine 4	%	0	0	-0.03	0	0	26	26	1	0.1	0	0	0	0.998	Valid
03/08/2021 12:04	Pump Engine 4	%	0	0	-0.02	0	0	26	26	1	0.1	0	0	0	0.998	Valid
04/08/2021 12:04	Pump Engine 4	%	0	0	0.01	0	0	26	26	1	0.2	-0.1	0	0	0.999	Valid
05/08/2021 12:04	Pump Engine 4	%	0	0.1	0.05	-0.1	0	26	26	1	0.1	0.1	0	0.1	1.001	Valid
06/08/2021 12:04	Pump Engine 4	%	0	-0.1	-0.05	0.2	0	26	26.1	1	0.2	-0.1	0	-0.1	0.996	Valid
07/08/2021 12:04	Pump Engine 4	%	0	0	-0.03	-0.1	0	26	26	1	0.1	0.1	0	0	0.998	Valid
08/08/2021 12:04	Pump Engine 4	%	0	0	0.04	0	0	26	26.1	1	0.2	-0.1	0	0	0.999	Valid
09/08/2021 12:04	Pump Engine 4	%	0	0.1	0.07	-0.1	0	26	26.1	1	0.2	0	0	0.1	1.001	Valid
10/08/2021 12:04	Pump Engine 4	%	0	0	0.01	0.1	0	26	26	1	0.1	0.1	0	0	0.999	Valid
11/08/2021 12:04	Pump Engine 4	%	0	0	0.02	0	0	26	26	1	0.2	-0.1	0	0	0.999	Valid
12/08/2021 12:04	Pump Engine 4	%	0	0	-0.01	0	0	26	26	1	0.2	0	0	0	0.998	Valid
13/08/2021 12:04	Pump Engine 4	%	0	-0.1	-0.08	0.1	0	26	26.1	1	0.2	0	0	-0.1	0.995	Valid
14/08/2021 12:04	Pump Engine 4	%	0	0	0.02	-0.1	0	26	26	1	0.2	0	0	0	0.999	Valid
15/08/2021 12:04	Pump Engine 4	%	0	0	0.02	0	0	26	26	1	0.1	0.1	0	0	1	Valid
16/08/2021 12:04	Pump Engine 4	%	0	0	0.02	0	0	26	26	1	0.2	-0.1	0	0	0.999	Valid
17/08/2021 12:04	Pump Engine 4	%	0	0.1	0.06	-0.1	0	26	26	1	0.1	0.1	0	0.1	1.001	Valid
18/08/2021 12:04	Pump Engine 4	%	0	0	0.04	0.1	0	26	26	1	0.2	-0.1	0	0	1	Valid
19/08/2021 12:04	Pump Engine 4	%	0	0.1	0.07	-0.1	0	26	26	1	0.2	0	0	0.1	1.001	Valid
20/08/2021 12:04	Pump Engine 4	%	0	-0.1	-0.13	0.2	0	26	26	0.99	0.1	0.1	0	-0.1	0.994	Valid
21/08/2021 12:04	Pump Engine 4	%	0	0	0.01	-0.1	0	26	26.1	1	0.2	-0.1	0	0	0.998	Valid
22/08/2021 12:04	Pump Engine 4	%	0	0.3	0.33	-0.3	0	26	26	1.01	0.1	0.1	0	0.3	1.012	Valid
23/08/2021 12:04	Pump Engine 4	%	0	0.2	0.19	0.1	0	26	26	1.01	0.1	0	0	0.2	1.006	Valid
24/08/2021 12:04	Pump Engine 4	%	0	-0.7	-0.69	0.9	0	26	26.1	0.97	0.2	-0.1	0	-0.7	0.972	Valid
25/08/2021 12:04	Pump Engine 4	%	0	0	0.03	-0.7	0	26	26	1	0.2	0	0	0	0.999	Valid
26/08/2021 12:04	Pump Engine 4	%	0	0	0	0	0	26	26.1	1	0.2	0	0	0	0.998	Valid

**Daily Calibration Opacity Data Summary Report**

**Company:** New York City D.E.P.  
North River Wastewater Resource Recovery Facility  
New York, NY 10031

**Data Group:** Valid Calibration Data

**Report Name:** 3rd Quarter 2021

**Start of Report:** 7/1/2021 0:00

**End of Report:** 9/30/2021 23:54

**Validation:** All Calibrations



Date	Monitor	Units	Zero				Span			Span			Result			
			ZRef	ZMeas	ZDiff(%FS)	ZDiffLast	ZStd	SRef	SMeas	SDiff(%FS)	SDiff(%REF)	SDiffLast	SStd	Zero	Factor	Status
27/08/2021 12:04	Pump Engine 4	%	0	0.1	0.08	-0.1	0	26	26	1	0.2	0	0	0.1	1.001	Valid
28/08/2021 12:04	Pump Engine 4	%	0	0.1	0.07	0	0	26	26	1	0.1	0.1	0	0.1	1.001	Valid
29/08/2021 12:04	Pump Engine 4	%	0	0.1	0.06	0	0	26	26	1	0.1	0	0	0.1	1.001	Valid
30/08/2021 12:04	Pump Engine 4	%	0	0	0.03	0.1	0	26	26	1	0.1	0	0	0	1	Valid
31/08/2021 12:04	Pump Engine 4	%	0	-0.1	-0.06	0.1	0	26	26.1	1	0.2	-0.1	0	-0.1	0.996	Valid
03/09/2021 12:04	Pump Engine 4	%	0	-0.1	-0.06	0	0	26	26	1	0.2	0	0	-0.1	0.996	Valid
04/09/2021 12:04	Pump Engine 4	%	0	0	-0.02	-0.1	0	26	26	1	0.2	0	0	0	0.998	Valid
05/09/2021 12:04	Pump Engine 4	%	0	0.1	0.15	-0.1	0	26	26	1	0.1	0.1	0	0.1	1.004	Valid
06/09/2021 12:04	Pump Engine 4	%	0	0	-0.05	0.1	0	26	26	1	0.1	0	0	0	0.997	Valid
07/09/2021 12:04	Pump Engine 4	%	0	0	-0.02	0	0	26	26	1	0.2	-0.1	0	0	0.998	Valid
08/09/2021 12:04	Pump Engine 4	%	0	0.1	0.07	-0.1	0	26	26	1	0.1	0.1	0	0.1	1.001	Valid
09/09/2021 12:04	Pump Engine 4	%	0	0.1	0.12	0	0	26	26	1	0.1	0	0	0.1	1.003	Valid
10/09/2021 12:04	Pump Engine 4	%	0	-0.1	-0.12	0.2	0	26	26	0.99	0.2	-0.1	0	-0.1	0.994	Valid
11/09/2021 12:04	Pump Engine 4	%	0	0	-0.03	-0.1	0	26	26.1	1	0.2	0	0	0	0.997	Valid
12/09/2021 12:04	Pump Engine 4	%	0	0	0.05	0	0	26	26	1	0.1	0.1	0	0	1	Valid
13/09/2021 12:04	Pump Engine 4	%	0	0	0.01	0	0	26	26	1	0.2	-0.1	0	0	0.999	Valid
14/09/2021 12:04	Pump Engine 4	%	0	0	-0.01	0	0	26	26	1	0.1	0.1	0	0	0.999	Valid
15/09/2021 12:04	Pump Engine 4	%	0	0	0.04	0	0	26	26	1	0.2	-0.1	0	0	1	Valid
16/09/2021 12:04	Pump Engine 4	%	0	0	0.01	0	0	26	26	1	0.2	0	0	0	0.999	Valid
17/09/2021 12:04	Pump Engine 4	%	0	0	0.05	0	0	26	26	1	0.1	0.1	0	0	1	Valid
18/09/2021 12:04	Pump Engine 4	%	0	-0.1	-0.09	0.1	0	26	26	0.99	0.2	-0.1	0	-0.1	0.995	Valid
19/09/2021 12:04	Pump Engine 4	%	0	0	0.01	-0.1	0	26	26	1	0.2	0	0	0	0.999	Valid
20/09/2021 12:04	Pump Engine 4	%	0	0	-0.03	0	0	26	26.1	1	0.2	0	0	0	0.997	Valid
21/09/2021 12:04	Pump Engine 4	%	0	0	-0.01	0	0	26	26	1	0.1	0.1	0	0	0.998	Valid
22/09/2021 12:04	Pump Engine 4	%	0	0.1	0.05	-0.1	0	26	26	1	0.2	-0.1	0	0.1	1	Valid
23/09/2021 12:04	Pump Engine 4	%	0	0	0.01	0.1	0	26	26	1	0.2	0	0	0	0.998	Valid
24/09/2021 12:04	Pump Engine 4	%	0	0.6	0.65	-0.6	0	26	26	1.02	0.2	0	0	0.6	1.024	Valid
25/09/2021 12:04	Pump Engine 4	%	0	-0.1	-0.06	0.7	0	26	26	1	0.1	0.1	0	-0.1	0.997	Valid
26/09/2021 12:04	Pump Engine 4	%	0	0	-0.01	-0.1	0	26	26	1	0.2	-0.1	0	0	0.998	Valid
27/09/2021 12:04	Pump Engine 4	%	0	0	-0.02	0	0	26	26	1	0.1	0.1	0	0	0.998	Valid
28/09/2021 12:04	Pump Engine 4	%	0	0.1	0.13	-0.1	0	26	26.1	1	0.2	-0.1	0	0.1	1.003	Valid
29/09/2021 12:04	Pump Engine 4	%	0	-0.1	-0.08	0.2	0	26	26	1	0.2	0	0	-0.1	0.995	Valid
30/09/2021 12:04	Pump Engine 4	%	0	0	0.01	-0.1	0	26	26	1	0.1	0.1	0	0	0.999	Valid

**APPENDIX B**

**6 MINUTES EXCEEDANCES REPORT**





**Opacity Data Summary Report**

**Company:** New York City D.E.P.  
 North River Wastewater Resource Recovery Facility  
 New York, NY 10031

**Data Group:** Valid Data  
**Report Name:** 3rd Quarter 2021

**Start of Report:** 7/1/2021 0:00  
**End of Report:** 9/30/2021 23:54 **Validat All Opacity Data**

**MultiStation: 04/01/2021 00:00-06/30/2021 23:59 Type: AVG 6 Mins. Exceedance>=20**



Date Time	Station	Monitor	Units	Value
7/17/2021 7:00 AM	Opacity	Pump Engine 1	%	38.358
7/17/2021 7:06 AM	Opacity	Pump Engine 1	%	20.94
8/21/2021 8:00 PM	Opacity	Pump Engine 1	%	20.222
8/21/2021 8:06 PM	Opacity	Pump Engine 1	%	29.18
8/27/2021 8:30 AM	Opacity	Pump Engine 1	%	24.852
8/27/2021 8:36 AM	Opacity	Pump Engine 1	%	35.949
9/15/2021 6:18 AM	Opacity	Pump Engine 1	%	25.18
9/15/2021 6:24 AM	Opacity	Pump Engine 1	%	26.53
9/18/2021 8:12 AM	Opacity	Pump Engine 1	%	24.206
9/18/2021 8:18 AM	Opacity	Pump Engine 1	%	28.934
<b>Total Events</b>	<b>10</b>			
Date Time	Station	Monitor	Units	Value
7/2/2021 8:24 AM	Opacity	Pump Engine 2	%	29.639
7/2/2021 8:30 AM	Opacity	Pump Engine 2	%	57.277
7/2/2021 8:36 AM	Opacity	Pump Engine 2	%	37.05
7/2/2021 8:42 AM	Opacity	Pump Engine 2	%	26.742
<b>Total Events</b>	<b>4</b>			

**APPENDIX C**

**6 MINUTES OPACITY DATA**



## Opacity Data Summary Report

**Company:** New York City D.E.P.  
North River Wastewater Resource Recovery Facility  
New York, NY 10031



**Data Group:** Valid Data  
**Report Name:** 3rd Quarter 2021

**Start of Report:** 7/1/2021 0:00  
**End of Report:** 9/30/2021 23:54

All Opacity Data

Date & Time	PE 1	PE 2	PE 4
	%	%	%
7/1/2021 12:00 AM	0.616	6.151	3.397
7/1/2021 12:06 AM	0.599	5.723	3.22
7/1/2021 12:12 AM	0.665	5.726	3.103
7/1/2021 12:18 AM	0.831	5.795	3.114
7/1/2021 12:24 AM	0.955	5.767	3.151
7/1/2021 12:30 AM	0.815	5.837	3.127
7/1/2021 12:36 AM	0.11	6.183	3.292
7/1/2021 12:42 AM	-0.455	6.19	3.448
7/1/2021 12:48 AM	-0.498	6.029	3.453
7/1/2021 12:54 AM	-0.438	6.128	3.493
7/1/2021 1:00 AM	-0.393	6.334	3.559
7/1/2021 1:06 AM	-0.342	6.114	3.528
7/1/2021 1:12 AM	-0.299	5.893	3.46
7/1/2021 1:18 AM	-0.266	5.837	3.417
7/1/2021 1:24 AM	-0.187	5.926	3.383
7/1/2021 1:30 AM	-0.153	6.061	3.392
7/1/2021 1:36 AM	-0.132	6.104	3.365
7/1/2021 1:42 AM	-0.079	5.917	3.211
7/1/2021 1:48 AM	-0.073	6.27	3.082
7/1/2021 1:54 AM	-0.074	7.146	3.013
7/1/2021 2:00 AM	-0.023	7.57	3.014
7/1/2021 2:06 AM	-0.007	7.454	3.088
7/1/2021 2:12 AM	0.035	7.261	3.132
7/1/2021 2:18 AM	0.058	7.127	3.179
7/1/2021 2:24 AM	0.099	7.544	3.212
7/1/2021 2:30 AM	0.124	7.995	3.225
7/1/2021 2:36 AM	0.136	8.158	3.211
7/1/2021 2:42 AM	0.137	8.295	3.217
7/1/2021 2:48 AM	0.15	8.102	3.227
7/1/2021 2:54 AM	0.15	7.624	3.229
7/1/2021 3:00 AM	0.156	7.176	3.259
7/1/2021 3:06 AM	0.152	7.2	3.277
7/1/2021 3:12 AM	0.145	7.565	2.969
7/1/2021 3:18 AM	0.16	7.499	2.788
7/1/2021 3:24 AM	0.187	7.183	2.892
7/1/2021 3:30 AM	0.182	6.954	2.938
7/1/2021 3:36 AM	0.192	7.199	2.984
7/1/2021 3:42 AM	0.212	7.907	3.042
7/1/2021 3:48 AM	0.213	7.911	3.027
7/1/2021 3:54 AM	0.223	7.573	3.006
7/1/2021 4:00 AM	0.237	7.292	3.008
7/1/2021 4:06 AM	0.227	6.765	3.022
7/1/2021 4:12 AM	0.209	6.579	3.047
7/1/2021 4:18 AM	0.218	6.779	3.036
7/1/2021 4:24 AM	0.219	6.78	3.056
7/1/2021 4:30 AM	0.21	6.767	3.126
7/1/2021 4:36 AM	0.199	6.591	3.163
7/1/2021 4:42 AM	0.226	6.324	3.191
7/1/2021 4:48 AM	0.226	6.291	3.172
7/1/2021 4:54 AM	0.215	6.49	3.135

## Opacity Data Summary Report

**Company:** New York City D.E.P.  
 North River Wastewater Resource Recovery Facility  
 New York, NY 10031



**Data Group:** Valid Data  
**Report Name:** 3rd Quarter 2021

**Start of Report:** 7/1/2021 0:00  
**End of Report:** 9/30/2021 23:54

All Opacity Data

Date & Time	PE 1	PE 2	PE 4
	%	%	%
7/1/2021 5:00 AM	0.205	6.487	3.12
7/1/2021 5:06 AM	0.174	6.257	3.13
7/1/2021 5:12 AM	0.182	6.224	3.132
7/1/2021 5:18 AM	0.172	6.418	3.113
7/1/2021 5:24 AM	0.147	6.795	3.105
7/1/2021 5:30 AM	0.174	6.772	3.063
7/1/2021 5:36 AM	0.212	6.55	3.059
7/1/2021 5:42 AM	0.219	6.312	3.094
7/1/2021 5:48 AM	0.204	6.105	3.087
7/1/2021 5:54 AM	0.203	6.249	3.104
7/1/2021 6:00 AM	0.211	6.582	3.109
7/1/2021 6:06 AM	0.236	6.656	3.047
7/1/2021 6:12 AM	0.248	6.157	2.991
7/1/2021 6:18 AM	0.247	5.664	3.002
7/1/2021 6:24 AM	0.253	5.904	3.102
7/1/2021 6:30 AM	0.295	6.116	3.124
7/1/2021 6:36 AM	0.304	6.265	3.081
7/1/2021 6:42 AM	0.298	6.583	3.067
7/1/2021 6:48 AM	0.288	6.565	3.074
7/1/2021 6:54 AM	0.296	6.452	3.039
7/1/2021 7:00 AM	0.301	6.229	3.074
7/1/2021 7:06 AM	0.282	6.26	3.081
7/1/2021 7:12 AM	0.296	6.72	3.068
7/1/2021 7:18 AM	0.296	6.947	3.05
7/1/2021 7:24 AM	0.251	6.684	3.099
7/1/2021 7:30 AM	0.238	6.184	3.159
7/1/2021 7:36 AM	0.268	5.589	3.203
7/1/2021 7:42 AM	0.281	5.741	3.18
7/1/2021 7:48 AM	0.308	6.105	3.133
7/1/2021 7:54 AM	0.362	5.952	3.083
7/1/2021 8:00 AM	0.42	5.508	3.018
7/1/2021 8:06 AM	0.436	5.285	3.046
7/1/2021 8:12 AM	0.458	5.587	3.036
7/1/2021 8:18 AM	0.476	6.339	4.318
7/1/2021 8:24 AM	0.476	6.727	4.932
7/1/2021 8:30 AM	0.485	6.706	4.164
7/1/2021 8:36 AM	0.499	6.539	3.825
7/1/2021 8:42 AM	0.475	5.8	3.714
7/1/2021 8:48 AM	0.438	5.49	3.597
7/1/2021 8:54 AM	0.392	5.726	3.562
7/1/2021 9:00 AM	0.366	5.709	3.287
7/1/2021 9:06 AM	0.358	5.534	3.028
7/1/2021 9:12 AM	0.333	5.282	2.926
7/1/2021 9:18 AM	0.304	5.181	2.804
7/1/2021 9:24 AM	0.311	5.201	2.832
7/1/2021 9:30 AM	0.31	5.249	2.877
7/1/2021 9:36 AM	0.3	5.287	2.906
7/1/2021 9:42 AM	0.31	5.273	2.935
7/1/2021 9:48 AM	0.31	5.378	2.953
7/1/2021 9:54 AM	0.286	5.468	2.954

## Opacity Data Summary Report

**Company:** New York City D.E.P.  
North River Wastewater Resource Recovery Facility  
New York, NY 10031



**Data Group:** Valid Data  
**Report Name:** 3rd Quarter 2021

**Start of Report:** 7/1/2021 0:00  
**End of Report:** 9/30/2021 23:54

All Opacity Data

Date & Time	PE 1	PE 2	PE 4
	%	%	%
7/1/2021 10:00 AM	0.262	5.376	2.953
7/1/2021 10:06 AM	0.257	5.052	2.964
7/1/2021 10:12 AM	0.259	5.026	2.969
7/1/2021 10:18 AM	0.244	5.185	2.96
7/1/2021 10:24 AM	0.249	5.263	2.97
7/1/2021 10:30 AM	0.288	5.165	3.005
7/1/2021 10:36 AM	0.291	5.349	3.072
7/1/2021 10:42 AM	0.301	5.535	3.068
7/1/2021 10:48 AM	0.334	5.38	3.052
7/1/2021 10:54 AM	0.327	5.086	3.114
7/1/2021 11:00 AM	0.326	5.127	3.11
7/1/2021 11:06 AM	0.349	5.102	3.091
7/1/2021 11:12 AM	0.371	4.94	3.089
7/1/2021 11:18 AM	0.359	4.923	3.108
7/1/2021 11:24 AM	0.383	5.37	3.121
7/1/2021 11:30 AM	0.318	5.244	3.141
7/1/2021 11:36 AM	0.218	5.952	3.035
7/1/2021 11:42 AM	2.443	7.406	2.617
7/1/2021 11:48 AM	4.45	6.62	2.511
7/1/2021 11:54 AM	2.608	4.823	2.745
7/1/2021 12:00 PM	1.953	4.837	2.245
7/1/2021 12:06 PM	1.942	4.893	1.009
7/1/2021 12:12 PM	1.458	5.181	1.039
7/1/2021 12:18 PM	1.208	5.688	1.028
7/1/2021 12:24 PM	1.282	5.821	1.006
7/1/2021 12:30 PM	1.623	6.223	0.992
7/1/2021 12:36 PM	2.443	7.866	0.954
7/1/2021 12:42 PM	2.829	7.793	0.924
7/1/2021 12:48 PM	2.369	7.227	0.894
7/1/2021 12:54 PM	1.605	7.388	0.873
7/1/2021 1:00 PM	0.431	7.112	0.866
7/1/2021 1:06 PM	-0.252	7.112	0.852
7/1/2021 1:12 PM	-0.262	6.98	0.84
7/1/2021 1:18 PM	-0.266	6.804	0.795
7/1/2021 1:24 PM	-0.254	6.948	2.043
7/1/2021 1:30 PM	-0.245	6.378	4.459
7/1/2021 1:36 PM	-0.222	5.124	4.332
7/1/2021 1:42 PM	-0.182	4.757	3.337
7/1/2021 1:48 PM	-0.166	4.881	3.399
7/1/2021 1:54 PM	-0.162	5.323	3.774
7/1/2021 2:00 PM	-0.141	6.155	4.887
7/1/2021 2:06 PM	-0.101	6.451	5.056
7/1/2021 2:12 PM	-0.078	5.742	4.522
7/1/2021 2:18 PM	-0.09	4.521	3.475
7/1/2021 2:24 PM	-0.061	4.372	2.864
7/1/2021 2:30 PM	-0.048	5.166	2.966
7/1/2021 2:36 PM	-0.035	5.364	2.996
7/1/2021 2:42 PM	0.01	5.312	3.004
7/1/2021 2:48 PM	0.055	5.705	3.039
7/1/2021 2:54 PM	0.051	5.795	3.087

## Opacity Data Summary Report

**Company:** New York City D.E.P.  
 North River Wastewater Resource Recovery Facility  
 New York, NY 10031



**Data Group:** Valid Data  
**Report Name:** 3rd Quarter 2021

**Start of Report:** 7/1/2021 0:00  
**End of Report:** 9/30/2021 23:54

All Opacity Data

Date & Time	PE 1	PE 2	PE 4
	%	%	%
7/1/2021 3:00 PM	0.046	5.938	2.601
7/1/2021 3:06 PM	0.051	6.355	1.347
7/1/2021 3:12 PM	0.095	6.512	0.783
7/1/2021 3:18 PM	0.136	6.331	0.786
7/1/2021 3:24 PM	0.158	6.197	0.8
7/1/2021 3:30 PM	0.184	6.263	0.815
7/1/2021 3:36 PM	0.201	6.067	0.808
7/1/2021 3:42 PM	0.215	5.546	0.806
7/1/2021 3:48 PM	0.205	5.037	0.816
7/1/2021 3:54 PM	0.223	5.011	0.825
7/1/2021 4:00 PM	0.268	4.886	0.835
7/1/2021 4:06 PM	0.382	5.102	0.871
7/1/2021 4:12 PM	0.489	6.242	0.943
7/1/2021 4:18 PM	0.468	6.649	3.286
7/1/2021 4:24 PM	0.402	6.272	3.946
7/1/2021 4:30 PM	0.397	6.291	3.377
7/1/2021 4:36 PM	0.413	6.537	3.285
7/1/2021 4:42 PM	0.354	6.646	3.278
7/1/2021 4:48 PM	0.353	6.447	3.268
7/1/2021 4:54 PM	0.449	6.137	3.251
7/1/2021 5:00 PM	0.493	5.224	3.242
7/1/2021 5:06 PM	0.489	4.591	3.247
7/1/2021 5:12 PM	0.474	4.953	3.232
7/1/2021 5:18 PM	0.47	5.258	3.395
7/1/2021 5:24 PM	0.51	5.39	3.491
7/1/2021 5:30 PM	0.533	5.18	3.256
7/1/2021 5:36 PM	0.573	5.378	3.282
7/1/2021 5:42 PM	0.595	5.808	3.359
7/1/2021 5:48 PM	0.616	5.98	3.324
7/1/2021 5:54 PM	0.575	5.874	3.296
7/1/2021 6:00 PM	0.561	5.495	3.303
7/1/2021 6:06 PM	0.547	5.456	3.257
7/1/2021 6:12 PM	0.535	5.346	3.132
7/1/2021 6:18 PM	0.507	5.653	3.091
7/1/2021 6:24 PM	0.458	5.989	3.214
7/1/2021 6:30 PM	0.438	6.134	3.407
7/1/2021 6:36 PM	0.423	6.606	3.682
7/1/2021 6:42 PM	0.398	6.884	3.673
7/1/2021 6:48 PM	0.389	6.76	3.731
7/1/2021 6:54 PM	0.354	6.574	3.841
7/1/2021 7:00 PM	0.29	6.456	3.82
7/1/2021 7:06 PM	0.274	6.387	3.883
7/1/2021 7:12 PM	0.326	6.576	3.897
7/1/2021 7:18 PM	0.385	6.303	3.77
7/1/2021 7:24 PM	0.379	5.846	3.611
7/1/2021 7:30 PM	0.364	5.214	3.474
7/1/2021 7:36 PM	0.355	5.376	3.474
7/1/2021 7:42 PM	0.356	5.259	3.467
7/1/2021 7:48 PM	0.345	5.153	3.466
7/1/2021 7:54 PM	3.873	5.226	3.431

## Opacity Data Summary Report

**Company:** New York City D.E.P.  
North River Wastewater Resource Recovery Facility  
New York, NY 10031



**Data Group:** Valid Data  
**Report Name:** 3rd Quarter 2021

**Start of Report:** 7/1/2021 0:00  
**End of Report:** 9/30/2021 23:54

All Opacity Data

Date & Time	PE 1	PE 2	PE 4
	%	%	%
7/1/2021 8:00 PM	4.867	5.387	3.375
7/1/2021 8:06 PM	1.966	5.474	3.873
7/1/2021 8:12 PM	1.772	4.975	4.351
7/1/2021 8:18 PM	1.688	4.868	4.187
7/1/2021 8:24 PM	1.615	5.2	4.186
7/1/2021 8:30 PM	1.582	5.675	4.161
7/1/2021 8:36 PM	2.166	6.671	4.214
7/1/2021 8:42 PM	2.624	6.941	4.317
7/1/2021 8:48 PM	2.482	6.561	4.287
7/1/2021 8:54 PM	2.238	6.446	4.317
7/1/2021 9:00 PM	1.772	6.388	4.385
7/1/2021 9:06 PM	1.671	6.343	4.495
7/1/2021 9:12 PM	1.667	6.075	4.516
7/1/2021 9:18 PM	1.629	5.809	4.47
7/1/2021 9:24 PM	1.671	5.911	4.463
7/1/2021 9:30 PM	1.582	6.001	4.356
7/1/2021 9:36 PM	1.396	6.065	4.198
7/1/2021 9:42 PM	1.339	6.009	4.041
7/1/2021 9:48 PM	1.34	6.091	3.969
7/1/2021 9:54 PM	1.341	6.119	4.021
7/1/2021 10:00 PM	1.302	6.103	4.012
7/1/2021 10:06 PM	1.25	6.258	4.012
7/1/2021 10:12 PM	1.203	6.32	4.02
7/1/2021 10:18 PM	1.134	6.316	4.126
7/1/2021 10:24 PM	1.129	6.394	3.775
7/1/2021 10:30 PM	1.089	6.502	2.761
7/1/2021 10:36 PM	1.038	6.838	2.161
7/1/2021 10:42 PM	1.113	6.933	1.957
7/1/2021 10:48 PM	1.133	6.818	2.023
7/1/2021 10:54 PM	1.076	6.986	2.114
7/1/2021 11:00 PM	1.046	6.775	2.189
7/1/2021 11:06 PM	1.062	6.829	2.234
7/1/2021 11:12 PM	1.105	6.853	2.28
7/1/2021 11:18 PM	1.209	6.761	2.341
7/1/2021 11:24 PM	1.267	6.816	2.434
7/1/2021 11:30 PM	1.163	6.889	2.576
7/1/2021 11:36 PM	1.122	6.772	2.621
7/1/2021 11:42 PM	1.099	6.61	2.637
7/1/2021 11:48 PM	1.146	6.671	2.667
7/1/2021 11:54 PM	1.219	6.557	2.702
7/2/2021 12:00 AM	1.11	6.596	2.727
7/2/2021 12:06 AM	1.037	6.594	2.735
7/2/2021 12:12 AM	0.946	6.454	2.713
7/2/2021 12:18 AM	0.757	6.651	2.783
7/2/2021 12:24 AM	0.608	6.681	2.809
7/2/2021 12:30 AM	0.405	6.626	2.792
7/2/2021 12:36 AM	0.104	6.596	2.808
7/2/2021 12:42 AM	0.108	6.545	2.353
7/2/2021 12:48 AM	0.33	6.899	1.326
7/2/2021 12:54 AM	0.484	7.209	0.929

## Opacity Data Summary Report

**Company:** New York City D.E.P.  
 North River Wastewater Resource Recovery Facility  
 New York, NY 10031



**Data Group:** Valid Data  
**Report Name:** 3rd Quarter 2021

**Start of Report:** 7/1/2021 0:00  
**End of Report:** 9/30/2021 23:54

All Opacity Data

Date & Time	PE 1	PE 2	PE 4
	%	%	%
7/2/2021 1:00 AM	0.585	7.29	0.942
7/2/2021 1:06 AM	0.655	7.211	0.943
7/2/2021 1:12 AM	0.709	7.114	0.925
7/2/2021 1:18 AM	0.773	6.856	0.941
7/2/2021 1:24 AM	0.839	6.83	0.949
7/2/2021 1:30 AM	0.87	6.953	0.956
7/2/2021 1:36 AM	0.898	6.786	0.967
7/2/2021 1:42 AM	0.905	6.703	0.953
7/2/2021 1:48 AM	0.899	6.491	0.948
7/2/2021 1:54 AM	0.985	6.046	0.974
7/2/2021 2:00 AM	0.909	4.931	0.958
7/2/2021 2:06 AM	0.624	4.496	0.94
7/2/2021 2:12 AM	0.488	4.647	0.955
7/2/2021 2:18 AM	0.451	4.827	0.939
7/2/2021 2:24 AM	0.416	4.981	0.918
7/2/2021 2:30 AM	0.394	4.979	0.917
7/2/2021 2:36 AM	0.424	4.951	0.928
7/2/2021 2:42 AM	0.575	5.27	0.937
7/2/2021 2:48 AM	0.673	5.488	0.943
7/2/2021 2:54 AM	0.689	5.375	0.941
7/2/2021 3:00 AM	0.739	5.165	0.923
7/2/2021 3:06 AM	0.407	5.037	0.924
7/2/2021 3:12 AM	0.291	5.152	0.94
7/2/2021 3:18 AM	0.555	5.454	0.944
7/2/2021 3:24 AM	0.757	5.848	0.95
7/2/2021 3:30 AM	0.839	5.759	0.963
7/2/2021 3:36 AM	0.885	5.505	0.968
7/2/2021 3:42 AM	0.935	5.426	0.957
7/2/2021 3:48 AM	0.967	5.333	0.95
7/2/2021 3:54 AM	0.993	5.178	0.96
7/2/2021 4:00 AM	1.008	5.228	0.945
7/2/2021 4:06 AM	1.006	5.491	0.941
7/2/2021 4:12 AM	0.982	5.272	0.942
7/2/2021 4:18 AM	0.975	4.995	0.939
7/2/2021 4:24 AM	0.98	4.908	0.937
7/2/2021 4:30 AM	1.022	4.905	0.934
7/2/2021 4:36 AM	1.077	4.749	0.941
7/2/2021 4:42 AM	1.074	4.631	0.952
7/2/2021 4:48 AM	1.071	4.687	0.942
7/2/2021 4:54 AM	1.095	4.766	0.944
7/2/2021 5:00 AM	1.097	4.739	0.931
7/2/2021 5:06 AM	1.038	4.812	0.916
7/2/2021 5:12 AM	0.995	4.937	0.931
7/2/2021 5:18 AM	0.978	4.739	0.931
7/2/2021 5:24 AM	0.986	4.52	0.914
7/2/2021 5:30 AM	1.009	4.562	0.91
7/2/2021 5:36 AM	1.004	4.648	0.913
7/2/2021 5:42 AM	0.996	4.431	0.905
7/2/2021 5:48 AM	0.991	4.25	0.919
7/2/2021 5:54 AM	1.012	4.178	0.913



## Opacity Data Summary Report

**Company:** New York City D.E.P.  
North River Wastewater Resource Recovery Facility  
New York, NY 10031



**Data Group:** Valid Data  
**Report Name:** 3rd Quarter 2021

**Start of Report:** 7/1/2021 0:00  
**End of Report:** 9/30/2021 23:54

All Opacity Data

Date & Time	PE 1	PE 2	PE 4
	%	%	%
7/2/2021 6:00 AM	1.035	3.982	0.897
7/2/2021 6:06 AM	1.013	3.876	0.903
7/2/2021 6:12 AM	0.983	3.667	0.908
7/2/2021 6:18 AM	0.98	3.485	0.917
7/2/2021 6:24 AM	1.018	3.959	0.926
7/2/2021 6:30 AM	1.052	4.484	0.92
7/2/2021 6:36 AM	1.045	4.567	0.908
7/2/2021 6:42 AM	0.994	4.462	0.893
7/2/2021 6:48 AM	0.965	4.537	0.883
7/2/2021 6:54 AM	0.962	4.571	0.885
7/2/2021 7:00 AM	0.956	4.426	0.891
7/2/2021 7:06 AM	0.937	4.39	0.898
7/2/2021 7:12 AM	0.97	4.512	0.891
7/2/2021 7:18 AM	0.94	4.649	0.889
7/2/2021 7:24 AM	0.642	4.423	0.892
7/2/2021 7:30 AM	0.365	4.184	0.898
7/2/2021 7:36 AM	0.276	3.997	3.881
7/2/2021 7:42 AM	0.278	3.995	1.967
7/2/2021 7:48 AM	0.395	4.278	0.874
7/2/2021 7:54 AM	0.7	4.899	0.888
7/2/2021 8:00 AM	0.964	4.934	0.89
7/2/2021 8:06 AM	0.669	4.145	0.896
7/2/2021 8:12 AM	0.322	3.778	0.894
7/2/2021 8:18 AM	0.428	4.23	0.887
7/2/2021 8:24 AM	0.592	29.639	0.886
7/2/2021 8:30 AM	0.687	57.277	0.886
7/2/2021 8:36 AM	0.735	37.05	0.9
7/2/2021 8:42 AM	0.784	26.742	0.903
7/2/2021 8:48 AM	0.818	15.458	0.902
7/2/2021 8:54 AM	0.832	2.435	0.907
7/2/2021 9:00 AM	0.854	0.759	0.9
7/2/2021 9:06 AM	0.911	0.715	0.9
7/2/2021 9:12 AM	1.114	0.709	0.903
7/2/2021 9:18 AM	0.971	0.589	0.907
7/2/2021 9:24 AM	0.753	0.562	0.912
7/2/2021 9:30 AM	0.602	0.582	0.914
7/2/2021 9:36 AM	0.434	0.531	0.927
7/2/2021 9:42 AM	0.29	0.474	3.6
7/2/2021 9:48 AM	0.388	0.421	8.33
7/2/2021 9:54 AM	0.418	0.406	6.238
7/2/2021 10:00 AM	0.297	0.394	3.332
7/2/2021 10:06 AM	0.374	0.406	3.087
7/2/2021 10:12 AM	0.46	0.416	2.983
7/2/2021 10:18 AM	0.54	0.404	2.993
7/2/2021 10:24 AM	0.674	0.353	3.141
7/2/2021 10:30 AM	0.909	0.376	3.217
7/2/2021 10:36 AM	1.077	0.432	3.145
7/2/2021 10:42 AM	1.16	0.413	3.137
7/2/2021 10:48 AM	1.09	0.397	3.019
7/2/2021 10:54 AM	0.978	0.406	2.859

## Opacity Data Summary Report

**Company:** New York City D.E.P.  
North River Wastewater Resource Recovery Facility  
New York, NY 10031



**Data Group:** Valid Data  
**Report Name:** 3rd Quarter 2021

**Start of Report:** 7/1/2021 0:00  
**End of Report:** 9/30/2021 23:54

All Opacity Data

Date & Time	PE 1	PE 2	PE 4
	%	%	%
7/2/2021 11:00 AM	1.124	0.417	2.889
7/2/2021 11:06 AM	1.203	0.431	2.924
7/2/2021 11:12 AM	1.058	0.451	2.904
7/2/2021 11:18 AM	0.984	0.408	2.859
7/2/2021 11:24 AM	0.74	0.41	2.858
7/2/2021 11:30 AM	0.486	0.434	2.886
7/2/2021 11:36 AM	0.558	0.456	2.859
7/2/2021 11:42 AM	0.621	0.424	2.852
7/2/2021 11:48 AM	0.608	0.407	2.892
7/2/2021 11:54 AM	0.669	0.456	2.862
7/2/2021 12:00 PM	0.757	0.519	2.795
7/2/2021 12:06 PM	0.869	0.553	2.754
7/2/2021 12:12 PM	0.792	0.559	2.749
7/2/2021 12:18 PM	0.726	0.549	2.766
7/2/2021 12:24 PM	0.841	0.504	2.789
7/2/2021 12:30 PM	1.068	0.54	2.712
7/2/2021 12:36 PM	1.293	0.588	2.421
7/2/2021 12:42 PM	1.445	0.59	2.336
7/2/2021 12:48 PM	1.482	0.596	2.415
7/2/2021 12:54 PM	1.446	0.669	2.507
7/2/2021 1:00 PM	1.413	0.776	2.635
7/2/2021 1:06 PM	1.457	0.86	2.748
7/2/2021 1:12 PM	1.468	0.847	2.748
7/2/2021 1:18 PM	1.543	0.881	2.794
7/2/2021 1:24 PM	1.535	0.844	3.125
7/2/2021 1:30 PM	1.665	0.832	3.326
7/2/2021 1:36 PM	1.59	0.858	3.153
7/2/2021 1:42 PM	1.307	0.807	2.988
7/2/2021 1:48 PM	1.19	0.763	2.955
7/2/2021 1:54 PM	1.115	0.72	2.973
7/2/2021 2:00 PM	1.135	0.674	3.022
7/2/2021 2:06 PM	1.211	0.676	3.026
7/2/2021 2:12 PM	1.174	0.716	2.986
7/2/2021 2:18 PM	1.155	0.715	2.969
7/2/2021 2:24 PM	1.139	0.71	2.979
7/2/2021 2:30 PM	0.943	0.707	2.983
7/2/2021 2:36 PM	0.596	0.671	2.969
7/2/2021 2:42 PM	0.585	0.665	2.969
7/2/2021 2:48 PM	0.629	0.702	2.958
7/2/2021 2:54 PM	0.641	0.68	2.969
7/2/2021 3:00 PM	0.629	0.646	2.968
7/2/2021 3:06 PM	0.699	0.627	2.907
7/2/2021 3:12 PM	0.8	0.63	2.882
7/2/2021 3:18 PM	0.851	0.657	2.886
7/2/2021 3:24 PM	0.897	0.611	2.887
7/2/2021 3:30 PM	0.906	0.605	2.911
7/2/2021 3:36 PM	0.913	0.57	2.895
7/2/2021 3:42 PM	0.972	0.572	2.857
7/2/2021 3:48 PM	1.097	0.629	2.862
7/2/2021 3:54 PM	1.233	0.654	2.879

## Opacity Data Summary Report

**Company:** New York City D.E.P.  
North River Wastewater Resource Recovery Facility  
New York, NY 10031



**Data Group:** Valid Data  
**Report Name:** 3rd Quarter 2021

**Start of Report:** 7/1/2021 0:00  
**End of Report:** 9/30/2021 23:54

All Opacity Data

Date & Time	PE 1	PE 2	PE 4
	%	%	%
7/2/2021 4:00 PM	1.31	0.679	2.918
7/2/2021 4:06 PM	1.301	0.682	2.93
7/2/2021 4:12 PM	1.286	0.676	2.902
7/2/2021 4:18 PM	1.266	0.626	2.919
7/2/2021 4:24 PM	1.283	0.609	2.938
7/2/2021 4:30 PM	1.313	0.587	2.979
7/2/2021 4:36 PM	1.341	0.6	3.015
7/2/2021 4:42 PM	1.368	0.605	2.977
7/2/2021 4:48 PM	1.37	0.602	2.995
7/2/2021 4:54 PM	1.373	0.635	2.996
7/2/2021 5:00 PM	1.394	0.689	2.972
7/2/2021 5:06 PM	1.476	0.734	2.933
7/2/2021 5:12 PM	1.501	0.751	3.048
7/2/2021 5:18 PM	1.39	0.748	3.065
7/2/2021 5:24 PM	1.278	0.768	2.996
7/2/2021 5:30 PM	1.259	0.791	3.009
7/2/2021 5:36 PM	1.24	0.793	2.993
7/2/2021 5:42 PM	1.176	0.785	2.975
7/2/2021 5:48 PM	1.175	0.773	2.961
7/2/2021 5:54 PM	1.205	0.774	2.985
7/2/2021 6:00 PM	1.176	0.777	2.985
7/2/2021 6:06 PM	1.159	0.811	2.986
7/2/2021 6:12 PM	1.163	0.813	2.979
7/2/2021 6:18 PM	1.142	0.796	3.009
7/2/2021 6:24 PM	1.135	0.776	2.996
7/2/2021 6:30 PM	1.133	0.755	2.935
7/2/2021 6:36 PM	1.546	0.776	3.035
7/2/2021 6:42 PM	1.67	0.782	3.145
7/2/2021 6:48 PM	1.365	0.752	3.062
7/2/2021 6:54 PM	1.416	0.722	3.438
7/2/2021 7:00 PM	1.262	0.709	3.53
7/2/2021 7:06 PM	1.287	0.668	4.043
7/2/2021 7:12 PM	1.52	0.682	4.937
7/2/2021 7:18 PM	1.508	0.724	4.647
7/2/2021 7:24 PM	1.437	0.735	4.273
7/2/2021 7:30 PM	1.219	0.74	3.719
7/2/2021 7:36 PM	1.071	0.784	3.329
7/2/2021 7:42 PM	1.177	0.822	3.8
7/2/2021 7:48 PM	1.246	0.84	3.943
7/2/2021 7:54 PM	1.267	0.836	3.743
7/2/2021 8:00 PM	1.249	0.858	3.655
7/2/2021 8:06 PM	1.13	0.915	3.677
7/2/2021 8:12 PM	0.997	0.963	3.638
7/2/2021 8:18 PM	1.142	0.965	3.707
7/2/2021 8:24 PM	1.206	0.945	3.755
7/2/2021 8:30 PM	1.091	0.915	3.813
7/2/2021 8:36 PM	1.103	0.956	3.847
7/2/2021 8:42 PM	1.108	0.996	3.843
7/2/2021 8:48 PM	1.146	1.053	3.844
7/2/2021 8:54 PM	1.107	1.135	3.822

## Opacity Data Summary Report

**Company:** New York City D.E.P.  
North River Wastewater Resource Recovery Facility  
New York, NY 10031



**Data Group:** Valid Data  
**Report Name:** 3rd Quarter 2021

**Start of Report:** 7/1/2021 0:00  
**End of Report:** 9/30/2021 23:54

All Opacity Data

Date & Time	PE 1	PE 2	PE 4
	%	%	%
7/2/2021 9:00 PM	1.04	1.173	3.762
7/2/2021 9:06 PM	0.989	1.159	3.702
7/2/2021 9:12 PM	0.975	1.105	3.279
7/2/2021 9:18 PM	0.974	1.044	2.913
7/2/2021 9:24 PM	0.951	0.943	2.874
7/2/2021 9:30 PM	0.949	0.88	2.806
7/2/2021 9:36 PM	0.984	0.861	2.782
7/2/2021 9:42 PM	0.893	0.893	2.765
7/2/2021 9:48 PM	0.807	0.905	2.716
7/2/2021 9:54 PM	0.815	0.875	2.846
7/2/2021 10:00 PM	0.846	0.858	2.921
7/2/2021 10:06 PM	0.877	0.875	2.873
7/2/2021 10:12 PM	0.923	0.852	2.874
7/2/2021 10:18 PM	0.791	0.831	2.869
7/2/2021 10:24 PM	0.371	0.842	2.957
7/2/2021 10:30 PM	0.147	0.848	3.062
7/2/2021 10:36 PM	0.231	0.827	3.084
7/2/2021 10:42 PM	0.309	0.819	3.091
7/2/2021 10:48 PM	0.342	0.822	3.126
7/2/2021 10:54 PM	0.367	0.824	3.175
7/2/2021 11:00 PM	0.384	0.77	3.267
7/2/2021 11:06 PM	0.381	0.769	3.313
7/2/2021 11:12 PM	0.429	0.821	3.329
7/2/2021 11:18 PM	0.386	0.793	3.461
7/2/2021 11:24 PM	0.385	0.765	3.389
7/2/2021 11:30 PM	0.473	0.8	3.277
7/2/2021 11:36 PM	0.542	0.794	3.216
7/2/2021 11:42 PM	0.588	0.783	3.145
7/2/2021 11:48 PM	0.567	0.8	3.034
7/2/2021 11:54 PM	0.539	0.786	2.937
7/3/2021 12:00 AM	0.61	0.801	2.978
7/3/2021 12:06 AM	0.692	0.809	2.967
7/3/2021 12:12 AM	0.71	0.816	2.885
7/3/2021 12:18 AM	0.679	0.832	2.856
7/3/2021 12:24 AM	0.647	0.843	2.903
7/3/2021 12:30 AM	0.635	0.848	2.923
7/3/2021 12:36 AM	0.637	0.846	2.928
7/3/2021 12:42 AM	0.666	0.872	2.975
7/3/2021 12:48 AM	0.654	0.854	2.999
7/3/2021 12:54 AM	0.632	0.842	3.025
7/3/2021 1:00 AM	0.641	0.872	3.058
7/3/2021 1:06 AM	0.616	0.881	3.107
7/3/2021 1:12 AM	0.604	0.894	3.091
7/3/2021 1:18 AM	0.522	0.917	2.963
7/3/2021 1:24 AM	0.526	0.94	2.981
7/3/2021 1:30 AM	0.584	0.958	3.108
7/3/2021 1:36 AM	0.587	0.953	3.057
7/3/2021 1:42 AM	0.576	0.954	2.927
7/3/2021 1:48 AM	0.57	0.954	2.811
7/3/2021 1:54 AM	0.565	0.96	2.767

## Opacity Data Summary Report

**Company:** New York City D.E.P.  
North River Wastewater Resource Recovery Facility  
New York, NY 10031



**Data Group:** Valid Data  
**Report Name:** 3rd Quarter 2021

**Start of Report:** 7/1/2021 0:00  
**End of Report:** 9/30/2021 23:54

All Opacity Data

Date & Time	PE 1	PE 2	PE 4
	%	%	%
7/3/2021 2:00 AM	0.536	0.977	2.736
7/3/2021 2:06 AM	0.517	0.982	2.693
7/3/2021 2:12 AM	0.527	0.955	2.741
7/3/2021 2:18 AM	0.543	0.977	2.835
7/3/2021 2:24 AM	0.538	0.999	2.791
7/3/2021 2:30 AM	0.505	1	2.616
7/3/2021 2:36 AM	0.509	1.008	2.562
7/3/2021 2:42 AM	0.553	1.012	2.632
7/3/2021 2:48 AM	0.611	1.034	2.7
7/3/2021 2:54 AM	0.647	1.072	2.746
7/3/2021 3:00 AM	0.695	1.074	2.776
7/3/2021 3:06 AM	0.713	1.063	2.805
7/3/2021 3:12 AM	0.702	1.064	2.797
7/3/2021 3:18 AM	0.711	1.063	2.794
7/3/2021 3:24 AM	0.687	1.085	2.805
7/3/2021 3:30 AM	0.654	1.094	2.816
7/3/2021 3:36 AM	0.656	1.097	2.843
7/3/2021 3:42 AM	0.67	1.105	2.831
7/3/2021 3:48 AM	0.652	1.117	2.86
7/3/2021 3:54 AM	0.636	1.107	2.855
7/3/2021 4:00 AM	0.635	1.129	2.842
7/3/2021 4:06 AM	0.651	1.141	2.833
7/3/2021 4:12 AM	0.665	1.156	2.838
7/3/2021 4:18 AM	0.639	1.153	2.884
7/3/2021 4:24 AM	0.589	1.099	2.921
7/3/2021 4:30 AM	0.587	1.078	2.935
7/3/2021 4:36 AM	0.615	1.103	2.867
7/3/2021 4:42 AM	0.608	1.105	2.872
7/3/2021 4:48 AM	0.6	1.121	2.914
7/3/2021 4:54 AM	0.605	1.146	2.943
7/3/2021 5:00 AM	0.594	1.175	2.972
7/3/2021 5:06 AM	0.461	1.193	2.958
7/3/2021 5:12 AM	0.244	1.238	2.951
7/3/2021 5:18 AM	0.205	1.302	2.978
7/3/2021 5:24 AM	0.249	1.388	3.011
7/3/2021 5:30 AM	0.276	1.466	3.013
7/3/2021 5:36 AM	0.265	1.546	2.993
7/3/2021 5:42 AM	0.245	1.634	2.997
7/3/2021 5:48 AM	0.248	1.725	3.009
7/3/2021 5:54 AM	0.27	1.743	2.983
7/3/2021 6:00 AM	0.273	1.752	2.968
7/3/2021 6:06 AM	0.3	1.753	2.974
7/3/2021 6:12 AM	0.316	1.79	3.007
7/3/2021 6:18 AM	0.317	1.866	2.989
7/3/2021 6:24 AM	0.328	1.897	3.001
7/3/2021 6:30 AM	0.351	1.937	3.032
7/3/2021 6:36 AM	0.347	1.993	2.968
7/3/2021 6:42 AM	0.338	1.98	2.935
7/3/2021 6:48 AM	0.401	1.936	2.962
7/3/2021 6:54 AM	0.401	1.908	2.947

## Opacity Data Summary Report

**Company:** New York City D.E.P.  
North River Wastewater Resource Recovery Facility  
New York, NY 10031



**Data Group:** Valid Data  
**Report Name:** 3rd Quarter 2021

**Start of Report:** 7/1/2021 0:00  
**End of Report:** 9/30/2021 23:54

All Opacity Data

Date & Time	PE 1	PE 2	PE 4
	%	%	%
7/3/2021 7:00 AM	0.374	1.891	2.942
7/3/2021 7:06 AM	0.429	1.871	2.943
7/3/2021 7:12 AM	0.489	1.867	3.006
7/3/2021 7:18 AM	0.573	1.98	3.114
7/3/2021 7:24 AM	0.616	2.136	3.132
7/3/2021 7:30 AM	0.632	2.24	3.095
7/3/2021 7:36 AM	0.516	2.268	3.038
7/3/2021 7:42 AM	0.31	2.294	2.961
7/3/2021 7:48 AM	0.295	2.249	2.94
7/3/2021 7:54 AM	0.342	2.212	2.743
7/3/2021 8:00 AM	0.542	2.256	2.375
7/3/2021 8:06 AM	0.741	2.358	2.402
7/3/2021 8:12 AM	0.923	2.474	2.527
7/3/2021 8:18 AM	1.003	2.568	2.598
7/3/2021 8:24 AM	1.046	2.587	2.632
7/3/2021 8:30 AM	1.08	2.551	2.664
7/3/2021 8:36 AM	1.088	2.486	2.681
7/3/2021 8:42 AM	1.108	2.431	2.695
7/3/2021 8:48 AM	1.116	2.431	2.719
7/3/2021 8:54 AM	1.141	2.435	2.723
7/3/2021 9:00 AM	1.18	2.392	2.74
7/3/2021 9:06 AM	1.189	2.323	2.739
7/3/2021 9:12 AM	1.17	2.274	2.731
7/3/2021 9:18 AM	1.147	2.203	2.752
7/3/2021 9:24 AM	1.159	2.191	2.781
7/3/2021 9:30 AM	1.183	2.284	2.754
7/3/2021 9:36 AM	1.173	2.446	2.753
7/3/2021 9:42 AM	1.159	2.592	2.754
7/3/2021 9:48 AM	1.172	2.677	2.767
7/3/2021 9:54 AM	1.182	2.627	2.744
7/3/2021 10:00 AM	1.175	2.572	2.73
7/3/2021 10:06 AM	1.178	2.526	2.716
7/3/2021 10:12 AM	1.19	2.49	2.697
7/3/2021 10:18 AM	1.213	2.57	2.702
7/3/2021 10:24 AM	1.222	2.688	2.717
7/3/2021 10:30 AM	1.233	2.781	2.696
7/3/2021 10:36 AM	1.234	2.867	2.681
7/3/2021 10:42 AM	1.227	2.929	2.702
7/3/2021 10:48 AM	1.909	3.02	2.686
7/3/2021 10:54 AM	2.102	3.048	3.733
7/3/2021 11:00 AM	1.456	3.047	3.801
7/3/2021 11:06 AM	1.281	3.026	3.337
7/3/2021 11:12 AM	1.169	2.97	3.312
7/3/2021 11:18 AM	1.097	2.933	3.302
7/3/2021 11:24 AM	1.087	2.971	3.381
7/3/2021 11:30 AM	1.071	3.01	3.278
7/3/2021 11:36 AM	1.01	3.095	3.148
7/3/2021 11:42 AM	0.971	3.111	3.138
7/3/2021 11:48 AM	0.973	3.083	3.099
7/3/2021 11:54 AM	0.982	3.012	3.105

## Opacity Data Summary Report

**Company:** New York City D.E.P.  
North River Wastewater Resource Recovery Facility  
New York, NY 10031



**Data Group:** Valid Data  
**Report Name:** 3rd Quarter 2021

**Start of Report:** 7/1/2021 0:00  
**End of Report:** 9/30/2021 23:54

All Opacity Data

Date & Time	PE 1	PE 2	PE 4
	%	%	%
7/3/2021 12:00 PM	0.897	2.897	3.159
7/3/2021 12:06 PM	0.737	2.659	3.222
7/3/2021 12:12 PM	0.793	2.565	3.243
7/3/2021 12:18 PM	0.776	2.558	3.319
7/3/2021 12:24 PM	0.722	2.603	3.254
7/3/2021 12:30 PM	0.726	2.686	3.168
7/3/2021 12:36 PM	0.716	2.794	3.143
7/3/2021 12:42 PM	0.701	2.852	3.135
7/3/2021 12:48 PM	0.655	2.856	3.159
7/3/2021 12:54 PM	0.486	2.875	3.059
7/3/2021 1:00 PM	0.247	2.969	2.666
7/3/2021 1:06 PM	0.241	3.019	2.522
7/3/2021 1:12 PM	0.293	2.944	2.56
7/3/2021 1:18 PM	0.318	2.778	2.555
7/3/2021 1:24 PM	0.313	2.568	2.545
7/3/2021 1:30 PM	0.27	2.497	2.611
7/3/2021 1:36 PM	0.203	2.609	2.651
7/3/2021 1:42 PM	0.214	2.754	2.67
7/3/2021 1:48 PM	0.2	2.805	2.696
7/3/2021 1:54 PM	0.175	2.854	2.706
7/3/2021 2:00 PM	0.172	2.979	2.712
7/3/2021 2:06 PM	0.123	3.116	2.71
7/3/2021 2:12 PM	0.102	3.279	2.707
7/3/2021 2:18 PM	0.075	3.484	2.715
7/3/2021 2:24 PM	0.047	3.602	2.766
7/3/2021 2:30 PM	0.186	3.686	2.76
7/3/2021 2:36 PM	0.522	3.785	2.897
7/3/2021 2:42 PM	0.825	3.813	3.328
7/3/2021 2:48 PM	0.829	3.851	3.346
7/3/2021 2:54 PM	0.772	3.882	3.261
7/3/2021 3:00 PM	0.729	3.941	3.295
7/3/2021 3:06 PM	0.748	3.943	3.259
7/3/2021 3:12 PM	0.472	3.851	2.813
7/3/2021 3:18 PM	0.214	3.759	2.555
7/3/2021 3:24 PM	0.153	3.765	2.672
7/3/2021 3:30 PM	0.086	3.77	2.697
7/3/2021 3:36 PM	0.046	3.72	2.687
7/3/2021 3:42 PM	0.03	3.661	2.665
7/3/2021 3:48 PM	0.006	3.618	2.672
7/3/2021 3:54 PM	0.021	3.568	2.659
7/3/2021 4:00 PM	0.04	3.504	2.629
7/3/2021 4:06 PM	0.027	3.457	2.478
7/3/2021 4:12 PM	0.165	3.424	2.326
7/3/2021 4:18 PM	0.427	3.426	2.394
7/3/2021 4:24 PM	0.619	3.438	2.476
7/3/2021 4:30 PM	0.719	3.45	2.515
7/3/2021 4:36 PM	0.77	3.454	2.513
7/3/2021 4:42 PM	0.847	3.441	2.579
7/3/2021 4:48 PM	0.883	3.417	2.633
7/3/2021 4:54 PM	0.899	3.418	2.629

## Opacity Data Summary Report

**Company:** New York City D.E.P.  
North River Wastewater Resource Recovery Facility  
New York, NY 10031



**Data Group:** Valid Data  
**Report Name:** 3rd Quarter 2021

**Start of Report:** 7/1/2021 0:00  
**End of Report:** 9/30/2021 23:54

All Opacity Data

Date & Time	PE 1	PE 2	PE 4
	%	%	%
7/3/2021 5:00 PM	0.94	3.43	2.636
7/3/2021 5:06 PM	0.961	3.376	2.638
7/3/2021 5:12 PM	1.011	3.321	2.542
7/3/2021 5:18 PM	1.064	3.317	2.389
7/3/2021 5:24 PM	1.075	3.326	2.398
7/3/2021 5:30 PM	1.079	3.308	2.437
7/3/2021 5:36 PM	1.083	3.291	2.562
7/3/2021 5:42 PM	1.005	3.258	2.781
7/3/2021 5:48 PM	0.936	3.216	2.725
7/3/2021 5:54 PM	0.885	3.197	2.725
7/3/2021 6:00 PM	0.831	3.195	2.717
7/3/2021 6:06 PM	0.865	3.211	2.677
7/3/2021 6:12 PM	0.941	3.223	2.638
7/3/2021 6:18 PM	0.99	3.237	2.645
7/3/2021 6:24 PM	1.024	3.218	2.645
7/3/2021 6:30 PM	1.033	3.204	2.661
7/3/2021 6:36 PM	1.027	3.217	2.651
7/3/2021 6:42 PM	1.079	3.229	2.647
7/3/2021 6:48 PM	1.134	3.221	2.668
7/3/2021 6:54 PM	1.086	3.21	2.671
7/3/2021 7:00 PM	1.064	3.225	2.661
7/3/2021 7:06 PM	1.075	3.227	2.662
7/3/2021 7:12 PM	1.092	3.238	2.645
7/3/2021 7:18 PM	1.092	3.224	2.646
7/3/2021 7:24 PM	1.074	3.176	2.668
7/3/2021 7:30 PM	1.08	3.153	2.682
7/3/2021 7:36 PM	1.097	3.105	2.654
7/3/2021 7:42 PM	1.098	3.023	2.637
7/3/2021 7:48 PM	1.083	2.828	2.643
7/3/2021 7:54 PM	1.096	2.535	2.669
7/3/2021 8:00 PM	1.14	2.418	2.711
7/3/2021 8:06 PM	1.192	2.483	2.73
7/3/2021 8:12 PM	1.236	2.578	2.752
7/3/2021 8:18 PM	1.267	2.671	2.747
7/3/2021 8:24 PM	1.286	2.751	2.761
7/3/2021 8:30 PM	1.248	2.888	2.761
7/3/2021 8:36 PM	1.188	3.002	2.762
7/3/2021 8:42 PM	1.147	3.065	2.802
7/3/2021 8:48 PM	1.088	3.129	2.806
7/3/2021 8:54 PM	1.059	3.183	2.752
7/3/2021 9:00 PM	1.063	3.241	2.732
7/3/2021 9:06 PM	1.062	3.272	2.741
7/3/2021 9:12 PM	1.088	3.296	2.758
7/3/2021 9:18 PM	1.115	3.324	2.725
7/3/2021 9:24 PM	1.069	3.375	2.717
7/3/2021 9:30 PM	1.008	3.439	2.714
7/3/2021 9:36 PM	0.996	3.474	2.707
7/3/2021 9:42 PM	1.013	3.483	2.722
7/3/2021 9:48 PM	1.02	3.474	2.731
7/3/2021 9:54 PM	1.004	3.468	2.708



## Opacity Data Summary Report

**Company:** New York City D.E.P.  
North River Wastewater Resource Recovery Facility  
New York, NY 10031



**Data Group:** Valid Data  
**Report Name:** 3rd Quarter 2021

**Start of Report:** 7/1/2021 0:00  
**End of Report:** 9/30/2021 23:54

All Opacity Data

Date & Time	PE 1	PE 2	PE 4
	%	%	%
7/3/2021 10:00 PM	0.999	3.454	2.704
7/3/2021 10:06 PM	1.031	3.488	2.736
7/3/2021 10:12 PM	1.021	3.544	2.745
7/3/2021 10:18 PM	0.995	3.598	2.696
7/3/2021 10:24 PM	0.959	3.648	2.678
7/3/2021 10:30 PM	0.948	3.696	2.709
7/3/2021 10:36 PM	0.994	3.73	2.705
7/3/2021 10:42 PM	1.097	3.726	2.464
7/3/2021 10:48 PM	1.231	3.637	1.366
7/3/2021 10:54 PM	1.053	3.557	0.718
7/3/2021 11:00 PM	0.785	3.544	0.729
7/3/2021 11:06 PM	0.637	3.582	0.726
7/3/2021 11:12 PM	0.566	3.638	0.714
7/3/2021 11:18 PM	0.601	3.67	0.725
7/3/2021 11:24 PM	0.75	3.723	0.745
7/3/2021 11:30 PM	0.829	3.74	0.741
7/3/2021 11:36 PM	0.915	3.743	0.741
7/3/2021 11:42 PM	0.934	3.776	0.756
7/3/2021 11:48 PM	0.971	3.81	0.759
7/3/2021 11:54 PM	0.964	3.815	0.753
7/4/2021 12:00 AM	0.956	3.817	0.737
7/4/2021 12:06 AM	0.917	3.79	0.739
7/4/2021 12:12 AM	0.845	3.784	0.739
7/4/2021 12:18 AM	0.78	3.799	0.751
7/4/2021 12:24 AM	0.701	3.793	0.754
7/4/2021 12:30 AM	0.664	3.806	0.739
7/4/2021 12:36 AM	0.634	3.818	0.726
7/4/2021 12:42 AM	0.606	3.822	0.727
7/4/2021 12:48 AM	0.587	3.821	0.733
7/4/2021 12:54 AM	0.562	3.822	0.726
7/4/2021 1:00 AM	0.523	3.825	0.742
7/4/2021 1:06 AM	0.493	3.811	0.753
7/4/2021 1:12 AM	0.442	3.808	0.752
7/4/2021 1:18 AM	0.404	3.788	0.736
7/4/2021 1:24 AM	0.398	3.776	0.731
7/4/2021 1:30 AM	0.393	3.777	0.749
7/4/2021 1:36 AM	0.403	3.774	0.744
7/4/2021 1:42 AM	0.466	3.778	0.732
7/4/2021 1:48 AM	0.474	3.798	0.747
7/4/2021 1:54 AM	0.456	3.817	0.754
7/4/2021 2:00 AM	0.464	3.803	0.753
7/4/2021 2:06 AM	0.441	3.797	0.745
7/4/2021 2:12 AM	0.374	3.796	0.743
7/4/2021 2:18 AM	0.343	3.789	0.748
7/4/2021 2:24 AM	0.354	3.786	0.741
7/4/2021 2:30 AM	0.323	3.769	0.735
7/4/2021 2:36 AM	0.228	3.747	0.723
7/4/2021 2:42 AM	0.18	3.738	0.732
7/4/2021 2:48 AM	0.193	3.741	0.736
7/4/2021 2:54 AM	0.183	3.743	0.733

## Opacity Data Summary Report

**Company:** New York City D.E.P.  
North River Wastewater Resource Recovery Facility  
New York, NY 10031



**Data Group:** Valid Data  
**Report Name:** 3rd Quarter 2021

**Start of Report:** 7/1/2021 0:00  
**End of Report:** 9/30/2021 23:54

All Opacity Data

Date & Time	PE 1	PE 2	PE 4
	%	%	%
7/4/2021 3:00 AM	0.223	3.737	0.738
7/4/2021 3:06 AM	0.385	3.731	0.735
7/4/2021 3:12 AM	0.54	3.739	0.732
7/4/2021 3:18 AM	0.602	3.728	0.741
7/4/2021 3:24 AM	0.614	3.691	0.751
7/4/2021 3:30 AM	0.607	3.691	0.742
7/4/2021 3:36 AM	1.082	3.697	0.741
7/4/2021 3:42 AM	1.432	3.697	0.748
7/4/2021 3:48 AM	1.141	3.69	0.749
7/4/2021 3:54 AM	0.975	3.693	0.746
7/4/2021 4:00 AM	0.908	3.704	0.746
7/4/2021 4:06 AM	0.9	3.704	0.754
7/4/2021 4:12 AM	0.855	3.693	0.755
7/4/2021 4:18 AM	0.841	3.665	0.748
7/4/2021 4:24 AM	0.852	3.665	0.747
7/4/2021 4:30 AM	0.808	3.678	0.749
7/4/2021 4:36 AM	0.756	3.699	0.754
7/4/2021 4:42 AM	0.782	3.722	0.752
7/4/2021 4:48 AM	0.803	3.754	0.752
7/4/2021 4:54 AM	0.792	3.805	0.75
7/4/2021 5:00 AM	0.779	3.828	0.758
7/4/2021 5:06 AM	0.814	3.842	0.767
7/4/2021 5:12 AM	0.855	3.892	0.768
7/4/2021 5:18 AM	0.829	3.942	0.776
7/4/2021 5:24 AM	0.834	3.973	0.776
7/4/2021 5:30 AM	0.793	3.985	0.778
7/4/2021 5:36 AM	0.783	4.004	0.772
7/4/2021 5:42 AM	0.836	4.014	0.77
7/4/2021 5:48 AM	0.863	4.02	0.766
7/4/2021 5:54 AM	0.819	4.03	0.761
7/4/2021 6:00 AM	0.803	4.056	0.757
7/4/2021 6:06 AM	0.798	4.086	0.772
7/4/2021 6:12 AM	0.805	4.102	0.775
7/4/2021 6:18 AM	0.79	4.112	0.778
7/4/2021 6:24 AM	0.788	4.235	0.779
7/4/2021 6:30 AM	0.81	4.668	0.781
7/4/2021 6:36 AM	0.812	5.123	0.788
7/4/2021 6:42 AM	0.815	5.255	0.788
7/4/2021 6:48 AM	0.863	5.394	0.792
7/4/2021 6:54 AM	0.878	5.355	0.803
7/4/2021 7:00 AM	0.907	5.273	0.808
7/4/2021 7:06 AM	0.847	5.32	0.809
7/4/2021 7:12 AM	0.823	5.309	0.808
7/4/2021 7:18 AM	0.807	5.231	0.812
7/4/2021 7:24 AM	0.737	5.142	6.923
7/4/2021 7:30 AM	0.315	4.888	9.931
7/4/2021 7:36 AM	0.089	4.706	4.579
7/4/2021 7:42 AM	0.18	4.76	3.361
7/4/2021 7:48 AM	0.243	4.884	3.012
7/4/2021 7:54 AM	0.289	4.706	2.937

## Opacity Data Summary Report

**Company:** New York City D.E.P.  
North River Wastewater Resource Recovery Facility  
New York, NY 10031



**Data Group:** Valid Data  
**Report Name:** 3rd Quarter 2021

**Start of Report:** 7/1/2021 0:00  
**End of Report:** 9/30/2021 23:54

All Opacity Data

Date & Time	PE 1	PE 2	PE 4
	%	%	%
7/4/2021 8:00 AM	0.309	4.496	2.942
7/4/2021 8:06 AM	0.319	4.23	2.891
7/4/2021 8:12 AM	0.345	3.784	2.892
7/4/2021 8:18 AM	0.344	3.312	2.906
7/4/2021 8:24 AM	0.299	2.845	2.886
7/4/2021 8:30 AM	0.277	2.667	2.866
7/4/2021 8:36 AM	0.257	2.909	2.847
7/4/2021 8:42 AM	0.247	3.22	2.859
7/4/2021 8:48 AM	0.239	3.423	2.863
7/4/2021 8:54 AM	0.227	3.342	2.845
7/4/2021 9:00 AM	0.201	2.963	2.884
7/4/2021 9:06 AM	0.204	2.655	2.903
7/4/2021 9:12 AM	0.238	2.873	2.865
7/4/2021 9:18 AM	0.276	3.311	2.881
7/4/2021 9:24 AM	0.302	3.459	2.903
7/4/2021 9:30 AM	0.353	3.48	2.926
7/4/2021 9:36 AM	0.363	3.487	2.931
7/4/2021 9:42 AM	0.409	3.655	2.951
7/4/2021 9:48 AM	0.374	3.562	2.929
7/4/2021 9:54 AM	0.286	3.286	2.902
7/4/2021 10:00 AM	0.315	3.101	2.929
7/4/2021 10:06 AM	0.475	2.945	2.919
7/4/2021 10:12 AM	0.665	2.793	2.912
7/4/2021 10:18 AM	0.735	2.681	2.916
7/4/2021 10:24 AM	0.774	2.629	2.918
7/4/2021 10:30 AM	0.838	2.611	2.929
7/4/2021 10:36 AM	0.855	2.616	2.936
7/4/2021 10:42 AM	0.85	2.62	2.94
7/4/2021 10:48 AM	0.872	2.611	2.942
7/4/2021 10:54 AM	0.881	2.609	2.93
7/4/2021 11:00 AM	0.855	2.607	2.909
7/4/2021 11:06 AM	0.834	2.639	2.933
7/4/2021 11:12 AM	0.83	2.689	2.926
7/4/2021 11:18 AM	0.806	2.737	2.876
7/4/2021 11:24 AM	0.784	2.755	2.87
7/4/2021 11:30 AM	0.787	2.7	2.833
7/4/2021 11:36 AM	0.789	2.584	2.834
7/4/2021 11:42 AM	0.755	2.463	2.846
7/4/2021 11:48 AM	0.744	2.38	2.856
7/4/2021 11:54 AM	0.747	2.375	2.831
7/4/2021 12:00 PM	0.809	2.428	2.83
7/4/2021 12:06 PM	1.049	2.515	2.923
7/4/2021 12:12 PM	1.059	2.545	2.939
7/4/2021 12:18 PM	1.049	2.594	2.964
7/4/2021 12:24 PM	1.056	2.571	2.96
7/4/2021 12:30 PM	1.088	2.536	2.96
7/4/2021 12:36 PM	1.074	2.56	2.97
7/4/2021 12:42 PM	1.046	2.625	3.003
7/4/2021 12:48 PM	1.035	2.661	2.991
7/4/2021 12:54 PM	1.035	2.621	2.945

## Opacity Data Summary Report

**Company:** New York City D.E.P.  
 North River Wastewater Resource Recovery Facility  
 New York, NY 10031



**Data Group:** Valid Data  
**Report Name:** 3rd Quarter 2021

**Start of Report:** 7/1/2021 0:00  
**End of Report:** 9/30/2021 23:54

All Opacity Data

Date & Time	PE 1	PE 2	PE 4
	%	%	%
7/4/2021 1:00 PM	1.039	2.573	2.917
7/4/2021 1:06 PM	1.01	2.546	2.913
7/4/2021 1:12 PM	0.982	2.541	2.906
7/4/2021 1:18 PM	1.004	2.569	2.892
7/4/2021 1:24 PM	1.042	2.645	2.895
7/4/2021 1:30 PM	1.054	2.736	2.895
7/4/2021 1:36 PM	1.043	2.83	2.875
7/4/2021 1:42 PM	1.032	2.915	2.897
7/4/2021 1:48 PM	1.025	2.921	2.924
7/4/2021 1:54 PM	0.991	2.861	2.908
7/4/2021 2:00 PM	0.973	2.77	2.897
7/4/2021 2:06 PM	0.949	2.719	2.888
7/4/2021 2:12 PM	0.974	2.736	2.865
7/4/2021 2:18 PM	1.028	2.799	2.876
7/4/2021 2:24 PM	1.013	2.912	2.904
7/4/2021 2:30 PM	1.014	3.081	2.912
7/4/2021 2:36 PM	1.038	3.33	2.893
7/4/2021 2:42 PM	1.041	3.592	2.922
7/4/2021 2:48 PM	0.98	3.811	2.937
7/4/2021 2:54 PM	0.922	3.85	2.95
7/4/2021 3:00 PM	0.913	3.66	2.954
7/4/2021 3:06 PM	0.879	3.496	2.938
7/4/2021 3:12 PM	0.862	3.379	2.942
7/4/2021 3:18 PM	0.911	3.264	2.964
7/4/2021 3:24 PM	0.913	3.146	2.989
7/4/2021 3:30 PM	0.882	3.025	2.988
7/4/2021 3:36 PM	0.892	2.958	3.23
7/4/2021 3:42 PM	0.917	2.935	3.625
7/4/2021 3:48 PM	0.896	2.943	3.284
7/4/2021 3:54 PM	0.844	3.023	2.966
7/4/2021 4:00 PM	0.829	3.23	2.959
7/4/2021 4:06 PM	0.825	3.438	2.916
7/4/2021 4:12 PM	0.824	3.668	3.524
7/4/2021 4:18 PM	0.782	3.915	4.136
7/4/2021 4:24 PM	0.758	3.879	3.898
7/4/2021 4:30 PM	0.739	3.933	3.8
7/4/2021 4:36 PM	0.753	4.143	3.768
7/4/2021 4:42 PM	0.78	4.293	3.765
7/4/2021 4:48 PM	0.772	4.397	3.693
7/4/2021 4:54 PM	0.756	4.439	3.66
7/4/2021 5:00 PM	0.724	4.464	3.627
7/4/2021 5:06 PM	0.727	4.442	3.62
7/4/2021 5:12 PM	0.796	4.142	3.571
7/4/2021 5:18 PM	0.843	3.476	3.588
7/4/2021 5:24 PM	0.86	3.217	3.58
7/4/2021 5:30 PM	0.87	2.992	3.555
7/4/2021 5:36 PM	0.867	2.863	3.572
7/4/2021 5:42 PM	0.854	2.982	3.55
7/4/2021 5:48 PM	0.847	2.984	3.562
7/4/2021 5:54 PM	0.849	2.831	3.552

## Opacity Data Summary Report

**Company:** New York City D.E.P.  
North River Wastewater Resource Recovery Facility  
New York, NY 10031



**Data Group:** Valid Data  
**Report Name:** 3rd Quarter 2021

**Start of Report:** 7/1/2021 0:00  
**End of Report:** 9/30/2021 23:54

All Opacity Data

Date & Time	PE 1	PE 2	PE 4
	%	%	%
7/4/2021 6:00 PM	0.847	2.765	3.528
7/4/2021 6:06 PM	0.868	2.772	3.544
7/4/2021 6:12 PM	0.858	2.766	3.561
7/4/2021 6:18 PM	0.88	2.769	3.586
7/4/2021 6:24 PM	0.879	2.904	3.602
7/4/2021 6:30 PM	0.87	3.116	3.582
7/4/2021 6:36 PM	0.876	3.298	3.568
7/4/2021 6:42 PM	0.849	3.514	3.569
7/4/2021 6:48 PM	0.82	3.69	3.573
7/4/2021 6:54 PM	0.8	3.826	3.575
7/4/2021 7:00 PM	0.778	3.97	3.579
7/4/2021 7:06 PM	0.781	4.105	3.589
7/4/2021 7:12 PM	0.796	4.201	3.631
7/4/2021 7:18 PM	0.754	4.286	3.634
7/4/2021 7:24 PM	0.754	4.372	3.628
7/4/2021 7:30 PM	0.759	4.422	3.622
7/4/2021 7:36 PM	0.759	4.47	3.616
7/4/2021 7:42 PM	0.756	4.506	3.61
7/4/2021 7:48 PM	0.755	4.533	3.603
7/4/2021 7:54 PM	0.74	4.563	3.612
7/4/2021 8:00 PM	0.71	4.583	3.601
7/4/2021 8:06 PM	0.704	4.603	3.611
7/4/2021 8:12 PM	0.709	4.632	3.649
7/4/2021 8:18 PM	0.707	4.64	3.645
7/4/2021 8:24 PM	0.725	4.652	3.646
7/4/2021 8:30 PM	0.736	4.671	3.661
7/4/2021 8:36 PM	0.717	4.685	3.689
7/4/2021 8:42 PM	0.706	4.698	3.672
7/4/2021 8:48 PM	0.765	4.719	3.649
7/4/2021 8:54 PM	0.735	4.745	3.673
7/4/2021 9:00 PM	0.69	4.758	3.669
7/4/2021 9:06 PM	0.701	4.771	3.653
7/4/2021 9:12 PM	0.692	4.788	3.66
7/4/2021 9:18 PM	0.704	4.802	3.67
7/4/2021 9:24 PM	0.718	4.818	3.701
7/4/2021 9:30 PM	0.718	4.83	3.701
7/4/2021 9:36 PM	0.742	4.834	3.632
7/4/2021 9:42 PM	0.835	4.836	3.606
7/4/2021 9:48 PM	0.906	4.86	3.616
7/4/2021 9:54 PM	0.918	4.889	3.615
7/4/2021 10:00 PM	0.958	4.901	3.626
7/4/2021 10:06 PM	0.978	4.919	3.635
7/4/2021 10:12 PM	0.967	4.932	3.644
7/4/2021 10:18 PM	0.943	4.948	3.646
7/4/2021 10:24 PM	0.925	4.969	3.646
7/4/2021 10:30 PM	0.916	4.98	3.676
7/4/2021 10:36 PM	0.889	4.98	3.702
7/4/2021 10:42 PM	0.896	4.978	3.722
7/4/2021 10:48 PM	0.895	4.978	3.741
7/4/2021 10:54 PM	0.881	4.967	3.685

## Opacity Data Summary Report

**Company:** New York City D.E.P.  
North River Wastewater Resource Recovery Facility  
New York, NY 10031



**Data Group:** Valid Data  
**Report Name:** 3rd Quarter 2021

**Start of Report:** 7/1/2021 0:00  
**End of Report:** 9/30/2021 23:54

All Opacity Data

Date & Time	PE 1	PE 2	PE 4
	%	%	%
7/4/2021 11:00 PM	0.888	4.938	3.667
7/4/2021 11:06 PM	0.882	4.908	3.665
7/4/2021 11:12 PM	0.868	4.896	3.667
7/4/2021 11:18 PM	0.894	4.874	3.64
7/4/2021 11:24 PM	0.907	4.857	3.625
7/4/2021 11:30 PM	0.889	4.858	3.621
7/4/2021 11:36 PM	0.872	4.856	3.631
7/4/2021 11:42 PM	0.83	4.856	3.627
7/4/2021 11:48 PM	0.825	4.852	3.64
7/4/2021 11:54 PM	0.831	4.866	3.659
7/5/2021 12:00 AM	0.818	4.89	3.656
7/5/2021 12:06 AM	0.809	4.891	3.649
7/5/2021 12:12 AM	0.805	4.889	3.636
7/5/2021 12:18 AM	0.787	4.894	3.625
7/5/2021 12:24 AM	0.781	4.887	3.629
7/5/2021 12:30 AM	0.8	4.882	3.692
7/5/2021 12:36 AM	0.812	4.877	3.685
7/5/2021 12:42 AM	0.814	4.887	3.688
7/5/2021 12:48 AM	0.808	4.898	3.691
7/5/2021 12:54 AM	0.798	4.9	3.629
7/5/2021 1:00 AM	0.78	4.903	3.629
7/5/2021 1:06 AM	0.761	4.906	3.638
7/5/2021 1:12 AM	0.751	4.908	3.635
7/5/2021 1:18 AM	0.734	4.924	3.619
7/5/2021 1:24 AM	0.721	4.937	3.591
7/5/2021 1:30 AM	0.725	4.928	3.598
7/5/2021 1:36 AM	0.721	4.9	3.627
7/5/2021 1:42 AM	0.754	4.885	3.635
7/5/2021 1:48 AM	0.78	4.882	3.617
7/5/2021 1:54 AM	0.464	4.872	3.812
7/5/2021 2:00 AM	0.148	4.857	3.867
7/5/2021 2:06 AM	0.159	4.839	3.821
7/5/2021 2:12 AM	0.083	4.848	3.817
7/5/2021 2:18 AM	0.001	4.855	3.785
7/5/2021 2:24 AM	-0.022	4.862	3.778
7/5/2021 2:30 AM	-0.013	4.875	3.806
7/5/2021 2:36 AM	0.039	4.885	3.8
7/5/2021 2:42 AM	0.076	4.884	3.799
7/5/2021 2:48 AM	0.107	4.882	3.821
7/5/2021 2:54 AM	0.144	4.898	3.817
7/5/2021 3:00 AM	0.186	4.916	3.827
7/5/2021 3:06 AM	0.212	4.9	3.835
7/5/2021 3:12 AM	0.251	4.871	3.82
7/5/2021 3:18 AM	0.278	4.878	3.844
7/5/2021 3:24 AM	0.337	4.893	3.853
7/5/2021 3:30 AM	0.341	4.91	3.796
7/5/2021 3:36 AM	0.349	4.908	3.76
7/5/2021 3:42 AM	0.364	4.864	3.748
7/5/2021 3:48 AM	0.386	4.839	3.758
7/5/2021 3:54 AM	0.396	4.832	3.746

## Opacity Data Summary Report

**Company:** New York City D.E.P.  
North River Wastewater Resource Recovery Facility  
New York, NY 10031



**Data Group:** Valid Data  
**Report Name:** 3rd Quarter 2021

**Start of Report:** 7/1/2021 0:00  
**End of Report:** 9/30/2021 23:54

All Opacity Data

Date & Time	PE 1	PE 2	PE 4
	%	%	%
7/5/2021 4:00 AM	0.406	4.829	3.753
7/5/2021 4:06 AM	0.448	4.826	3.725
7/5/2021 4:12 AM	0.475	4.811	3.663
7/5/2021 4:18 AM	0.479	4.825	3.666
7/5/2021 4:24 AM	0.489	4.858	3.679
7/5/2021 4:30 AM	0.482	4.898	2.971
7/5/2021 4:36 AM	0.494	4.936	1.53
7/5/2021 4:42 AM	0.508	4.952	1.325
7/5/2021 4:48 AM	0.527	4.974	3.559
7/5/2021 4:54 AM	0.522	5.042	3.619
7/5/2021 5:00 AM	0.531	5.127	2.949
7/5/2021 5:06 AM	0.557	5.269	2.898
7/5/2021 5:12 AM	0.559	5.53	2.894
7/5/2021 5:18 AM	0.552	5.835	2.917
7/5/2021 5:24 AM	0.559	6.258	2.931
7/5/2021 5:30 AM	0.57	6.405	2.895
7/5/2021 5:36 AM	0.591	6.416	2.854
7/5/2021 5:42 AM	0.599	6.458	2.874
7/5/2021 5:48 AM	0.581	6.458	2.856
7/5/2021 5:54 AM	0.599	6.383	2.839
7/5/2021 6:00 AM	0.615	6.303	2.854
7/5/2021 6:06 AM	0.623	6.243	2.837
7/5/2021 6:12 AM	0.61	6.231	2.855
7/5/2021 6:18 AM	0.63	6.401	2.879
7/5/2021 6:24 AM	0.634	6.604	2.853
7/5/2021 6:30 AM	0.633	6.691	2.85
7/5/2021 6:36 AM	0.655	6.716	2.844
7/5/2021 6:42 AM	0.662	6.666	2.838
7/5/2021 6:48 AM	0.677	6.558	2.841
7/5/2021 6:54 AM	0.703	6.448	2.83
7/5/2021 7:00 AM	0.706	6.337	2.808
7/5/2021 7:06 AM	0.72	6.212	2.81
7/5/2021 7:12 AM	0.744	6.081	2.819
7/5/2021 7:18 AM	0.749	5.99	2.861
7/5/2021 7:24 AM	0.763	5.896	2.867
7/5/2021 7:30 AM	0.775	5.763	2.858
7/5/2021 7:36 AM	0.788	5.643	2.835
7/5/2021 7:42 AM	0.799	5.502	2.789
7/5/2021 7:48 AM	0.838	5.357	2.839
7/5/2021 7:54 AM	0.859	5.179	2.903
7/5/2021 8:00 AM	0.866	4.89	2.913
7/5/2021 8:06 AM	0.896	4.719	3.025
7/5/2021 8:12 AM	0.914	4.479	3.185
7/5/2021 8:18 AM	0.883	4.264	3.057
7/5/2021 8:24 AM	0.905	4.362	3.013
7/5/2021 8:30 AM	0.946	4.518	3.203
7/5/2021 8:36 AM	2.973	4.616	3.475
7/5/2021 8:42 AM	3.941	4.622	3.082
7/5/2021 8:48 AM	2.581	4.559	2.8
7/5/2021 8:54 AM	2.385	4.43	2.827

## Opacity Data Summary Report

**Company:** New York City D.E.P.  
North River Wastewater Resource Recovery Facility  
New York, NY 10031



**Data Group:** Valid Data  
**Report Name:** 3rd Quarter 2021

**Start of Report:** 7/1/2021 0:00  
**End of Report:** 9/30/2021 23:54

All Opacity Data

Date & Time	PE 1	PE 2	PE 4
	%	%	%
7/5/2021 9:00 AM	2.268	3.993	2.831
7/5/2021 9:06 AM	2.172	3.759	2.868
7/5/2021 9:12 AM	1.958	3.726	3.484
7/5/2021 9:18 AM	1.635	3.699	3.93
7/5/2021 9:24 AM	1.411	3.621	3.833
7/5/2021 9:30 AM	1.469	3.45	3.785
7/5/2021 9:36 AM	1.627	3.251	3.753
7/5/2021 9:42 AM	1.684	3.055	3.739
7/5/2021 9:48 AM	1.714	2.874	3.75
7/5/2021 9:54 AM	1.709	2.749	3.758
7/5/2021 10:00 AM	1.64	2.729	3.745
7/5/2021 10:06 AM	1.483	2.707	3.73
7/5/2021 10:12 AM	1.317	2.677	3.73
7/5/2021 10:18 AM	1.174	2.651	3.719
7/5/2021 10:24 AM	1.053	2.624	3.725
7/5/2021 10:30 AM	0.926	2.575	3.721
7/5/2021 10:36 AM	0.914	2.532	3.732
7/5/2021 10:42 AM	0.91	2.511	3.701
7/5/2021 10:48 AM	0.918	2.496	3.672
7/5/2021 10:54 AM	0.961	2.511	3.711
7/5/2021 11:00 AM	0.956	2.544	3.753
7/5/2021 11:06 AM	0.947	2.531	3.769
7/5/2021 11:12 AM	0.968	2.481	3.761
7/5/2021 11:18 AM	1.009	2.448	3.753
7/5/2021 11:24 AM	1.062	2.446	3.733
7/5/2021 11:30 AM	1.128	2.47	3.715
7/5/2021 11:36 AM	1.165	2.502	3.741
7/5/2021 11:42 AM	1.165	2.489	3.738
7/5/2021 11:48 AM	1.178	2.474	3.725
7/5/2021 11:54 AM	1.173	2.488	3.709
7/5/2021 12:00 PM	1.101	2.502	3.708
7/5/2021 12:06 PM	0.852	2.521	3.715
7/5/2021 12:12 PM	0.862	2.518	3.706
7/5/2021 12:18 PM	0.892	2.525	3.72
7/5/2021 12:24 PM	0.92	2.579	3.709
7/5/2021 12:30 PM	0.926	2.727	3.693
7/5/2021 12:36 PM	0.939	2.895	3.697
7/5/2021 12:42 PM	0.945	3.004	3.677
7/5/2021 12:48 PM	0.95	3.053	3.677
7/5/2021 12:54 PM	0.968	3.026	3.697
7/5/2021 1:00 PM	0.976	2.936	3.694
7/5/2021 1:06 PM	0.995	2.819	3.688
7/5/2021 1:12 PM	1.218	2.781	3.707
7/5/2021 1:18 PM	1.206	2.855	3.721
7/5/2021 1:24 PM	0.995	3.014	3.736
7/5/2021 1:30 PM	1.007	3.169	3.654
7/5/2021 1:36 PM	0.997	3.238	3.469
7/5/2021 1:42 PM	0.927	3.255	3.443
7/5/2021 1:48 PM	0.869	3.231	3.466
7/5/2021 1:54 PM	0.839	3.165	3.477



## Opacity Data Summary Report

**Company:** New York City D.E.P.  
North River Wastewater Resource Recovery Facility  
New York, NY 10031



**Data Group:** Valid Data  
**Report Name:** 3rd Quarter 2021

**Start of Report:** 7/1/2021 0:00  
**End of Report:** 9/30/2021 23:54

All Opacity Data

Date & Time	PE 1	PE 2	PE 4
	%	%	%
7/5/2021 2:00 PM	0.873	3.065	3.525
7/5/2021 2:06 PM	0.906	3.02	3.565
7/5/2021 2:12 PM	0.915	3.047	3.545
7/5/2021 2:18 PM	0.94	3.16	3.533
7/5/2021 2:24 PM	0.966	3.351	3.546
7/5/2021 2:30 PM	0.972	3.553	3.545
7/5/2021 2:36 PM	0.976	3.772	3.519
7/5/2021 2:42 PM	0.975	3.987	3.507
7/5/2021 2:48 PM	0.983	4.116	3.526
7/5/2021 2:54 PM	1.008	4.195	3.559
7/5/2021 3:00 PM	1.022	4.288	3.558
7/5/2021 3:06 PM	1.018	4.348	3.552
7/5/2021 3:12 PM	1.01	4.419	3.574
7/5/2021 3:18 PM	1.019	4.392	3.573
7/5/2021 3:24 PM	1.042	4.297	3.568
7/5/2021 3:30 PM	1.041	4.135	3.583
7/5/2021 3:36 PM	1.021	3.847	3.578
7/5/2021 3:42 PM	1.025	3.582	3.563
7/5/2021 3:48 PM	1.064	3.489	3.626
7/5/2021 3:54 PM	1.087	3.428	3.638
7/5/2021 4:00 PM	1.064	3.258	3.607
7/5/2021 4:06 PM	1.015	3.098	3.588
7/5/2021 4:12 PM	0.93	3.048	3.574
7/5/2021 4:18 PM	0.915	3.066	3.581
7/5/2021 4:24 PM	0.916	3.125	3.564
7/5/2021 4:30 PM	0.915	3.171	3.56
7/5/2021 4:36 PM	0.962	3.202	3.58
7/5/2021 4:42 PM	0.968	3.255	3.578
7/5/2021 4:48 PM	0.979	3.244	3.575
7/5/2021 4:54 PM	0.961	3.335	3.57
7/5/2021 5:00 PM	0.97	3.391	3.58
7/5/2021 5:06 PM	0.977	3.353	3.6
7/5/2021 5:12 PM	0.998	3.308	3.579
7/5/2021 5:18 PM	1.021	3.257	3.577
7/5/2021 5:24 PM	1.013	3.216	3.582
7/5/2021 5:30 PM	0.998	3.228	3.583
7/5/2021 5:36 PM	1.014	3.297	3.584
7/5/2021 5:42 PM	1.055	3.343	3.587
7/5/2021 5:48 PM	1.034	3.418	3.585
7/5/2021 5:54 PM	1.03	3.574	3.57
7/5/2021 6:00 PM	1.068	3.72	3.566
7/5/2021 6:06 PM	1.086	3.835	3.586
7/5/2021 6:12 PM	1.091	3.952	3.576
7/5/2021 6:18 PM	1.097	4.102	3.565
7/5/2021 6:24 PM	1.067	4.301	3.582
7/5/2021 6:30 PM	1.038	4.503	3.581
7/5/2021 6:36 PM	1.037	4.706	3.576
7/5/2021 6:42 PM	1.037	4.904	3.598
7/5/2021 6:48 PM	1.061	5.088	3.632
7/5/2021 6:54 PM	1.064	5.263	3.617

## Opacity Data Summary Report

**Company:** New York City D.E.P.  
North River Wastewater Resource Recovery Facility  
New York, NY 10031



**Data Group:** Valid Data  
**Report Name:** 3rd Quarter 2021

**Start of Report:** 7/1/2021 0:00  
**End of Report:** 9/30/2021 23:54

All Opacity Data

Date & Time	PE 1	PE 2	PE 4
	%	%	%
7/5/2021 7:00 PM	1.074	5.413	3.614
7/5/2021 7:06 PM	1.092	5.52	3.63
7/5/2021 7:12 PM	1.091	5.593	3.618
7/5/2021 7:18 PM	1.064	5.668	3.623
7/5/2021 7:24 PM	1.049	5.697	3.639
7/5/2021 7:30 PM	1.041	5.677	3.631
7/5/2021 7:36 PM	1.028	5.586	3.598
7/5/2021 7:42 PM	1.039	5.523	3.612
7/5/2021 7:48 PM	1.046	5.504	3.629
7/5/2021 7:54 PM	1.024	5.478	3.617
7/5/2021 8:00 PM	1.007	5.429	3.606
7/5/2021 8:06 PM	0.988	5.36	3.597
7/5/2021 8:12 PM	1	5.321	3.624
7/5/2021 8:18 PM	1.049	5.325	3.616
7/5/2021 8:24 PM	1.095	5.324	3.63
7/5/2021 8:30 PM	1.093	5.297	3.628
7/5/2021 8:36 PM	1.099	5.261	3.612
7/5/2021 8:42 PM	1.121	5.25	3.619
7/5/2021 8:48 PM	1.119	5.255	3.633
7/5/2021 8:54 PM	1.151	5.259	3.617
7/5/2021 9:00 PM	1.138	5.241	3.603
7/5/2021 9:06 PM	1.084	5.206	3.635
7/5/2021 9:12 PM	1.102	5.159	3.653
7/5/2021 9:18 PM	1.074	5.036	3.679
7/5/2021 9:24 PM	1.037	4.907	3.688
7/5/2021 9:30 PM	1.036	4.819	3.703
7/5/2021 9:36 PM	1.109	4.754	3.664
7/5/2021 9:42 PM	1.201	4.709	3.636
7/5/2021 9:48 PM	1.199	4.661	3.629
7/5/2021 9:54 PM	1.144	4.637	3.615
7/5/2021 10:00 PM	1.106	4.621	3.611
7/5/2021 10:06 PM	1.106	4.613	3.627
7/5/2021 10:12 PM	1.104	4.611	3.635
7/5/2021 10:18 PM	1.09	4.61	3.651
7/5/2021 10:24 PM	1.08	4.61	3.656
7/5/2021 10:30 PM	1.019	4.587	3.645
7/5/2021 10:36 PM	0.976	4.583	3.67
7/5/2021 10:42 PM	0.983	4.595	3.682
7/5/2021 10:48 PM	1.002	4.584	3.651
7/5/2021 10:54 PM	1.01	4.571	3.661
7/5/2021 11:00 PM	1.023	4.565	3.676
7/5/2021 11:06 PM	1	4.551	3.648
7/5/2021 11:12 PM	0.956	4.541	3.648
7/5/2021 11:18 PM	0.964	4.543	3.678
7/5/2021 11:24 PM	0.947	4.544	3.702
7/5/2021 11:30 PM	0.927	4.533	3.69
7/5/2021 11:36 PM	0.921	4.521	3.659
7/5/2021 11:42 PM	0.904	4.521	3.636
7/5/2021 11:48 PM	0.872	4.524	3.683
7/5/2021 11:54 PM	0.854	4.529	3.721

## Opacity Data Summary Report

**Company:** New York City D.E.P.  
North River Wastewater Resource Recovery Facility  
New York, NY 10031



**Data Group:** Valid Data  
**Report Name:** 3rd Quarter 2021

**Start of Report:** 7/1/2021 0:00  
**End of Report:** 9/30/2021 23:54

All Opacity Data

Date & Time	PE 1	PE 2	PE 4
	%	%	%
7/6/2021 12:00 AM	0.853	4.54	3.673
7/6/2021 12:06 AM	0.842	4.545	3.638
7/6/2021 12:12 AM	0.855	4.544	3.67
7/6/2021 12:18 AM	0.831	4.554	3.695
7/6/2021 12:24 AM	0.805	4.567	3.66
7/6/2021 12:30 AM	0.821	4.583	3.641
7/6/2021 12:36 AM	0.824	4.589	3.64
7/6/2021 12:42 AM	0.838	4.582	3.658
7/6/2021 12:48 AM	0.828	4.575	3.663
7/6/2021 12:54 AM	0.813	4.582	3.685
7/6/2021 1:00 AM	0.847	4.576	4.391
7/6/2021 1:06 AM	1.464	4.568	2.878
7/6/2021 1:12 AM	1.655	4.579	0.829
7/6/2021 1:18 AM	1.181	4.59	0.844
7/6/2021 1:24 AM	1.097	4.589	0.842
7/6/2021 1:30 AM	1.047	4.587	0.835
7/6/2021 1:36 AM	0.978	4.581	0.831
7/6/2021 1:42 AM	0.926	4.573	0.843
7/6/2021 1:48 AM	0.892	4.558	0.846
7/6/2021 1:54 AM	0.861	4.537	0.845
7/6/2021 2:00 AM	0.797	4.522	0.843
7/6/2021 2:06 AM	0.766	4.502	0.846
7/6/2021 2:12 AM	0.772	4.485	0.853
7/6/2021 2:18 AM	0.728	4.462	0.852
7/6/2021 2:24 AM	0.66	4.441	0.847
7/6/2021 2:30 AM	0.614	4.415	0.828
7/6/2021 2:36 AM	0.585	4.401	0.834
7/6/2021 2:42 AM	0.555	4.391	0.845
7/6/2021 2:48 AM	0.523	4.375	0.857
7/6/2021 2:54 AM	0.506	4.373	0.848
7/6/2021 3:00 AM	0.481	4.375	0.845
7/6/2021 3:06 AM	0.475	4.378	0.843
7/6/2021 3:12 AM	0.469	4.379	0.846
7/6/2021 3:18 AM	0.473	4.364	0.839
7/6/2021 3:24 AM	0.423	4.327	0.853
7/6/2021 3:30 AM	0.334	4.292	0.862
7/6/2021 3:36 AM	0.324	4.276	0.851
7/6/2021 3:42 AM	0.376	4.251	0.852
7/6/2021 3:48 AM	0.431	4.235	0.861
7/6/2021 3:54 AM	0.403	4.213	0.855
7/6/2021 4:00 AM	0.429	4.166	0.849
7/6/2021 4:06 AM	0.483	4.132	0.849
7/6/2021 4:12 AM	0.499	4.119	0.847
7/6/2021 4:18 AM	0.536	4.104	0.849
7/6/2021 4:24 AM	0.579	4.088	0.843
7/6/2021 4:30 AM	0.611	4.072	0.841
7/6/2021 4:36 AM	0.613	4.051	0.853
7/6/2021 4:42 AM	0.596	4.049	0.853
7/6/2021 4:48 AM	0.637	4.038	0.851
7/6/2021 4:54 AM	0.541	4.066	0.842

## Opacity Data Summary Report

**Company:** New York City D.E.P.  
 North River Wastewater Resource Recovery Facility  
 New York, NY 10031



**Data Group:** Valid Data  
**Report Name:** 3rd Quarter 2021

**Start of Report:** 7/1/2021 0:00  
**End of Report:** 9/30/2021 23:54

All Opacity Data

Date & Time	PE 1	PE 2	PE 4
	%	%	%
7/6/2021 5:00 AM	0.414	4.101	0.836
7/6/2021 5:06 AM	0.421	4.152	0.848
7/6/2021 5:12 AM	0.464	4.269	0.852
7/6/2021 5:18 AM	0.488	4.368	0.843
7/6/2021 5:24 AM	0.464	4.385	0.842
7/6/2021 5:30 AM	0.465	4.367	0.847
7/6/2021 5:36 AM	0.423	4.364	0.847
7/6/2021 5:42 AM	0.407	4.382	0.852
7/6/2021 5:48 AM	0.416	4.42	0.86
7/6/2021 5:54 AM	0.457	4.517	0.853
7/6/2021 6:00 AM	0.454	4.668	0.844
7/6/2021 6:06 AM	0.402	4.87	0.856
7/6/2021 6:12 AM	0.393	5.01	0.86
7/6/2021 6:18 AM	0.435	5.156	0.865
7/6/2021 6:24 AM	0.437	5.292	0.854
7/6/2021 6:30 AM	0.397	5.335	0.852
7/6/2021 6:36 AM	0.38	5.27	0.859
7/6/2021 6:42 AM	0.39	5.217	0.851
7/6/2021 6:48 AM	0.425	5.137	0.851
7/6/2021 6:54 AM	0.572	5.15	0.848
7/6/2021 7:00 AM	0.799	5.222	0.843
7/6/2021 7:06 AM	0.861	5.319	0.832
7/6/2021 7:12 AM	0.855	5.372	0.83
7/6/2021 7:18 AM	0.876	5.317	0.828
7/6/2021 7:24 AM	0.901	5.291	0.836
7/6/2021 7:30 AM	0.913	5.218	0.846
7/6/2021 7:36 AM	0.919	5.128	0.832
7/6/2021 7:42 AM	0.915	4.985	0.819
7/6/2021 7:48 AM	0.898	4.897	3.11
7/6/2021 7:54 AM	0.791	4.788	7.077
7/6/2021 8:00 AM	0.753	4.713	5.387
7/6/2021 8:06 AM	0.703	4.64	4.034
7/6/2021 8:12 AM	0.525	4.57	3.57
7/6/2021 8:18 AM	0.559	4.437	3.433
7/6/2021 8:24 AM	0.796	4.3	3.368
7/6/2021 8:30 AM	1.005	4.276	3.46
7/6/2021 8:36 AM	1.025	4.304	3.271
7/6/2021 8:42 AM	0.989	4.362	3.142
7/6/2021 8:48 AM	0.952	4.39	3.048
7/6/2021 8:54 AM	0.839	4.405	2.96
7/6/2021 9:00 AM	0.616	4.422	2.863
7/6/2021 9:06 AM	0.549	4.42	2.887
7/6/2021 9:12 AM	0.362	4.375	2.88
7/6/2021 9:18 AM	0.23	4.29	2.859
7/6/2021 9:24 AM	0.289	4.192	2.894
7/6/2021 9:30 AM	0.32	4.025	2.931
7/6/2021 9:36 AM	0.327	3.854	2.953
7/6/2021 9:42 AM	0.306	3.644	3.014
7/6/2021 9:48 AM	0.34	3.411	3.015
7/6/2021 9:54 AM	0.374	3.189	3.013

## Opacity Data Summary Report

**Company:** New York City D.E.P.  
North River Wastewater Resource Recovery Facility  
New York, NY 10031



**Data Group:** Valid Data  
**Report Name:** 3rd Quarter 2021

**Start of Report:** 7/1/2021 0:00  
**End of Report:** 9/30/2021 23:54

All Opacity Data

Date & Time	PE 1	PE 2	PE 4
	%	%	%
7/6/2021 10:00 AM	0.399	3.007	3.043
7/6/2021 10:06 AM	0.451	2.906	3.058
7/6/2021 10:12 AM	0.508	2.885	3.091
7/6/2021 10:18 AM	0.567	2.923	3.159
7/6/2021 10:24 AM	0.66	2.919	3.224
7/6/2021 10:30 AM	0.771	2.907	3.219
7/6/2021 10:36 AM	0.812	2.942	3.26
7/6/2021 10:42 AM	0.776	3.015	3.258
7/6/2021 10:48 AM	0.712	3.102	3.282
7/6/2021 10:54 AM	0.774	3.16	3.326
7/6/2021 11:00 AM	0.889	3.219	3.287
7/6/2021 11:06 AM	0.938	3.23	3.305
7/6/2021 11:12 AM	0.965	3.182	3.304
7/6/2021 11:18 AM	1.003	3.163	3.241
7/6/2021 11:24 AM	1.012	3.186	3.248
7/6/2021 11:30 AM	1.013	3.196	3.279
7/6/2021 11:36 AM	1.004	3.195	3.23
7/6/2021 11:42 AM	1.008	3.146	3.15
7/6/2021 11:48 AM	1.011	3.067	3.138
7/6/2021 11:54 AM	1.025	3.021	3.128
7/6/2021 12:00 PM	1.029	2.993	3.14
7/6/2021 12:06 PM	0.986	2.95	3.202
7/6/2021 12:12 PM	0.998	2.909	3.226
7/6/2021 12:18 PM	1.006	2.902	3.239
7/6/2021 12:24 PM	1.039	3.021	3.253
7/6/2021 12:30 PM	1.134	3.138	3.263
7/6/2021 12:36 PM	1.262	3.262	3.287
7/6/2021 12:42 PM	1.307	3.387	3.249
7/6/2021 12:48 PM	1.312	3.47	3.241
7/6/2021 12:54 PM	1.266	3.454	3.234
7/6/2021 1:00 PM	1.206	3.306	3.235
7/6/2021 1:06 PM	1.155	3.202	3.233
7/6/2021 1:12 PM	1.148	3.195	3.133
7/6/2021 1:18 PM	1.168	3.207	3.064
7/6/2021 1:24 PM	1.129	3.303	3.13
7/6/2021 1:30 PM	1.126	3.389	3.175
7/6/2021 1:36 PM	1.123	3.484	3.167
7/6/2021 1:42 PM	1.113	3.595	3.161
7/6/2021 1:48 PM	1.096	3.663	3.194
7/6/2021 1:54 PM	1.087	3.675	3.262
7/6/2021 2:00 PM	0.803	3.617	3.193
7/6/2021 2:06 PM	0.717	3.546	3.137
7/6/2021 2:12 PM	1.052	3.584	3.205
7/6/2021 2:18 PM	1.05	3.745	3.214
7/6/2021 2:24 PM	0.987	3.986	3.171
7/6/2021 2:30 PM	0.967	4.22	3.048
7/6/2021 2:36 PM	0.967	4.38	2.913
7/6/2021 2:42 PM	0.692	4.523	2.949
7/6/2021 2:48 PM	0.589	4.698	3.054
7/6/2021 2:54 PM	0.756	4.809	3.138

## Opacity Data Summary Report

**Company:** New York City D.E.P.  
North River Wastewater Resource Recovery Facility  
New York, NY 10031



**Data Group:** Valid Data  
**Report Name:** 3rd Quarter 2021

**Start of Report:** 7/1/2021 0:00  
**End of Report:** 9/30/2021 23:54

All Opacity Data

Date & Time	PE 1	PE 2	PE 4
	%	%	%
7/6/2021 3:00 PM	0.719	4.806	3.582
7/6/2021 3:06 PM	0.679	4.8	4.304
7/6/2021 3:12 PM	0.648	4.804	4.208
7/6/2021 3:18 PM	0.628	4.678	3.985
7/6/2021 3:24 PM	0.634	4.438	4.011
7/6/2021 3:30 PM	0.74	4.471	3.997
7/6/2021 3:36 PM	0.933	4.488	3.971
7/6/2021 3:42 PM	1.177	4.412	3.959
7/6/2021 3:48 PM	1.3	4.313	3.935
7/6/2021 3:54 PM	0.874	4.197	3.783
7/6/2021 4:00 PM	0.675	4.28	3.617
7/6/2021 4:06 PM	0.874	4.375	3.591
7/6/2021 4:12 PM	0.948	4.428	3.599
7/6/2021 4:18 PM	1.014	4.545	3.594
7/6/2021 4:24 PM	1.073	4.7	3.591
7/6/2021 4:30 PM	1.071	4.796	3.564
7/6/2021 4:36 PM	1.041	4.835	3.569
7/6/2021 4:42 PM	1.036	4.911	3.58
7/6/2021 4:48 PM	1.07	4.973	3.589
7/6/2021 4:54 PM	1.14	5.144	3.592
7/6/2021 5:00 PM	1.201	5.351	3.605
7/6/2021 5:06 PM	1.222	5.514	3.643
7/6/2021 5:12 PM	1.189	5.582	3.656
7/6/2021 5:18 PM	1.255	5.437	3.621
7/6/2021 5:24 PM	1.524	4.796	3.876
7/6/2021 5:30 PM	1.388	3.825	4.056
7/6/2021 5:36 PM	1.054	2.672	4.219
7/6/2021 5:42 PM	0.977	2.424	4.223
7/6/2021 5:48 PM	1.038	2.628	4.108
7/6/2021 5:54 PM	1.084	2.801	4.164
7/6/2021 6:00 PM	0.961	2.935	4.22
7/6/2021 6:06 PM	0.835	3.064	4.223
7/6/2021 6:12 PM	0.842	3.194	4.191
7/6/2021 6:18 PM	0.795	3.308	4.214
7/6/2021 6:24 PM	0.608	3.363	4.192
7/6/2021 6:30 PM	0.536	3.385	4.149
7/6/2021 6:36 PM	0.658	3.376	4.209
7/6/2021 6:42 PM	0.846	3.375	4.137
7/6/2021 6:48 PM	0.898	3.436	4.036
7/6/2021 6:54 PM	0.874	3.614	4.059
7/6/2021 7:00 PM	0.944	3.883	4.047
7/6/2021 7:06 PM	0.99	4.17	4.038
7/6/2021 7:12 PM	0.976	4.442	4.023
7/6/2021 7:18 PM	0.972	4.671	4.02
7/6/2021 7:24 PM	0.721	4.893	4.116
7/6/2021 7:30 PM	0.543	4.985	4.146
7/6/2021 7:36 PM	0.531	4.938	4.142
7/6/2021 7:42 PM	0.569	4.832	4.146
7/6/2021 7:48 PM	0.605	4.826	4.11
7/6/2021 7:54 PM	0.623	4.816	4.076

## Opacity Data Summary Report

**Company:** New York City D.E.P.  
North River Wastewater Resource Recovery Facility  
New York, NY 10031



**Data Group:** Valid Data  
**Report Name:** 3rd Quarter 2021

**Start of Report:** 7/1/2021 0:00  
**End of Report:** 9/30/2021 23:54

All Opacity Data

Date & Time	PE 1	PE 2	PE 4
	%	%	%
7/6/2021 8:00 PM	0.609	4.753	4.108
7/6/2021 8:06 PM	0.641	4.739	4.132
7/6/2021 8:12 PM	0.784	4.769	4.174
7/6/2021 8:18 PM	0.674	4.803	4.168
7/6/2021 8:24 PM	0.606	4.82	4.025
7/6/2021 8:30 PM	1.004	4.828	3.959
7/6/2021 8:36 PM	1.195	4.792	4.042
7/6/2021 8:42 PM	1.076	4.709	4.106
7/6/2021 8:48 PM	1.035	4.598	4.084
7/6/2021 8:54 PM	1.006	4.478	4.034
7/6/2021 9:00 PM	0.944	4.392	4.037
7/6/2021 9:06 PM	0.949	4.464	4.022
7/6/2021 9:12 PM	0.982	4.745	3.988
7/6/2021 9:18 PM	0.981	5.02	4.018
7/6/2021 9:24 PM	0.983	5.292	4.049
7/6/2021 9:30 PM	0.994	5.395	4.023
7/6/2021 9:36 PM	1.011	5.41	4.011
7/6/2021 9:42 PM	0.996	5.377	3.98
7/6/2021 9:48 PM	0.947	5.274	3.977
7/6/2021 9:54 PM	0.936	5.108	3.966
7/6/2021 10:00 PM	0.93	4.935	3.931
7/6/2021 10:06 PM	0.909	4.808	3.944
7/6/2021 10:12 PM	0.915	4.693	3.965
7/6/2021 10:18 PM	0.874	4.594	3.958
7/6/2021 10:24 PM	0.813	4.531	3.951
7/6/2021 10:30 PM	0.909	4.515	3.955
7/6/2021 10:36 PM	0.985	4.531	3.945
7/6/2021 10:42 PM	0.965	4.527	3.948
7/6/2021 10:48 PM	0.966	4.515	3.945
7/6/2021 10:54 PM	0.924	4.54	3.983
7/6/2021 11:00 PM	0.967	4.563	4.001
7/6/2021 11:06 PM	0.998	4.576	4.026
7/6/2021 11:12 PM	0.854	4.566	4.006
7/6/2021 11:18 PM	0.743	4.54	3.954
7/6/2021 11:24 PM	0.706	4.511	3.93
7/6/2021 11:30 PM	0.734	4.499	3.913
7/6/2021 11:36 PM	0.728	4.502	3.926
7/6/2021 11:42 PM	0.733	4.487	3.915
7/6/2021 11:48 PM	0.563	4.46	3.925
7/6/2021 11:54 PM	0.401	4.452	3.955
7/7/2021 12:00 AM	0.509	4.456	3.947
7/7/2021 12:06 AM	0.582	4.45	3.977
7/7/2021 12:12 AM	0.896	4.441	3.99
7/7/2021 12:18 AM	1.311	4.435	3.975
7/7/2021 12:24 AM	1.151	4.422	3.975
7/7/2021 12:30 AM	1.058	4.417	3.996
7/7/2021 12:36 AM	1.059	4.413	3.987
7/7/2021 12:42 AM	0.875	4.403	3.964
7/7/2021 12:48 AM	0.791	4.395	3.946
7/7/2021 12:54 AM	0.819	4.388	3.95

## Opacity Data Summary Report

**Company:** New York City D.E.P.  
North River Wastewater Resource Recovery Facility  
New York, NY 10031



**Data Group:** Valid Data  
**Report Name:** 3rd Quarter 2021

**Start of Report:** 7/1/2021 0:00  
**End of Report:** 9/30/2021 23:54

All Opacity Data

Date & Time	PE 1	PE 2	PE 4
	%	%	%
7/7/2021 1:00 AM	0.789	4.378	3.947
7/7/2021 1:06 AM	0.78	4.365	3.917
7/7/2021 1:12 AM	0.747	4.351	3.909
7/7/2021 1:18 AM	0.711	4.341	3.91
7/7/2021 1:24 AM	0.812	4.332	3.928
7/7/2021 1:30 AM	0.887	4.322	3.928
7/7/2021 1:36 AM	0.877	4.305	3.895
7/7/2021 1:42 AM	0.843	4.299	3.923
7/7/2021 1:48 AM	0.817	4.298	3.984
7/7/2021 1:54 AM	0.794	4.292	3.965
7/7/2021 2:00 AM	0.782	4.293	3.965
7/7/2021 2:06 AM	0.764	4.299	3.973
7/7/2021 2:12 AM	0.771	4.297	3.953
7/7/2021 2:18 AM	0.79	4.287	3.927
7/7/2021 2:24 AM	0.765	4.277	3.947
7/7/2021 2:30 AM	0.747	4.267	3.977
7/7/2021 2:36 AM	0.731	4.27	3.974
7/7/2021 2:42 AM	0.697	4.269	3.941
7/7/2021 2:48 AM	0.685	4.261	3.908
7/7/2021 2:54 AM	0.695	4.257	3.905
7/7/2021 3:00 AM	0.508	4.252	3.896
7/7/2021 3:06 AM	0.158	4.252	3.881
7/7/2021 3:12 AM	-0.198	4.253	3.898
7/7/2021 3:18 AM	-0.429	4.245	3.9
7/7/2021 3:24 AM	-0.541	4.236	3.902
7/7/2021 3:30 AM	-0.604	4.232	3.901
7/7/2021 3:36 AM	-0.587	4.229	3.926
7/7/2021 3:42 AM	-0.571	4.226	3.939
7/7/2021 3:48 AM	-0.562	4.227	3.932
7/7/2021 3:54 AM	-0.507	4.224	3.911
7/7/2021 4:00 AM	-0.445	4.21	3.922
7/7/2021 4:06 AM	-0.429	4.194	3.911
7/7/2021 4:12 AM	-0.387	4.182	3.923
7/7/2021 4:18 AM	-0.361	4.175	3.925
7/7/2021 4:24 AM	-0.345	4.165	3.905
7/7/2021 4:30 AM	-0.324	4.152	3.904
7/7/2021 4:36 AM	-0.285	4.149	3.898
7/7/2021 4:42 AM	-0.225	4.174	3.919
7/7/2021 4:48 AM	-0.194	4.21	3.988
7/7/2021 4:54 AM	-0.168	4.304	4.002
7/7/2021 5:00 AM	-0.146	4.466	3.99
7/7/2021 5:06 AM	-0.118	4.721	4.01
7/7/2021 5:12 AM	-0.082	5.016	4.011
7/7/2021 5:18 AM	-0.07	5.363	4.034
7/7/2021 5:24 AM	-0.059	5.763	4.041
7/7/2021 5:30 AM	-0.036	6.344	4.007
7/7/2021 5:36 AM	-0.022	6.837	4.053
7/7/2021 5:42 AM	0.019	7.423	4.073
7/7/2021 5:48 AM	0.038	7.975	4.048
7/7/2021 5:54 AM	0.084	8.334	4.044



## Opacity Data Summary Report

**Company:** New York City D.E.P.  
North River Wastewater Resource Recovery Facility  
New York, NY 10031



**Data Group:** Valid Data  
**Report Name:** 3rd Quarter 2021

**Start of Report:** 7/1/2021 0:00  
**End of Report:** 9/30/2021 23:54

All Opacity Data

Date & Time	PE 1	PE 2	PE 4
	%	%	%
7/7/2021 6:00 AM	0.113	8.45	4.057
7/7/2021 6:06 AM	0.134	8.494	4.034
7/7/2021 6:12 AM	0.174	8.554	4.043
7/7/2021 6:18 AM	0.206	8.571	4.068
7/7/2021 6:24 AM	0.218	8.511	4.053
7/7/2021 6:30 AM	0.248	8.442	4.048
7/7/2021 6:36 AM	0.272	8.398	4.033
7/7/2021 6:42 AM	0.317	8.365	4.002
7/7/2021 6:48 AM	1.944	8.273	4.018
7/7/2021 6:54 AM	2.444	8.087	3.944
7/7/2021 7:00 AM	0.994	7.909	3.993
7/7/2021 7:06 AM	0.743	7.801	4.051
7/7/2021 7:12 AM	0.591	7.696	4.07
7/7/2021 7:18 AM	0.472	7.635	4.066
7/7/2021 7:24 AM	0.418	7.552	4.051
7/7/2021 7:30 AM	0.414	7.451	4.06
7/7/2021 7:36 AM	0.437	7.328	4.064
7/7/2021 7:42 AM	0.484	7.159	4.055
7/7/2021 7:48 AM	0.53	7.053	4.042
7/7/2021 7:54 AM	0.579	6.941	4.023
7/7/2021 8:00 AM	0.657	6.772	4.023
7/7/2021 8:06 AM	0.729	6.547	4.042
7/7/2021 8:12 AM	0.82	6.176	4.05
7/7/2021 8:18 AM	0.891	5.861	4.041
7/7/2021 8:24 AM	0.963	5.69	4.033
7/7/2021 8:30 AM	1.012	5.664	4.04
7/7/2021 8:36 AM	1.008	5.654	4.056
7/7/2021 8:42 AM	1.03	5.628	4.058
7/7/2021 8:48 AM	1.069	5.527	4.081
7/7/2021 8:54 AM	1.081	5.403	4.059
7/7/2021 9:00 AM	1.094	5.26	4.036
7/7/2021 9:06 AM	1.091	5.111	4.059
7/7/2021 9:12 AM	1.067	4.975	4.065
7/7/2021 9:18 AM	1.042	4.797	4.042
7/7/2021 9:24 AM	1.003	4.497	4.022
7/7/2021 9:30 AM	0.999	4.268	4.028
7/7/2021 9:36 AM	0.995	4.007	4.042
7/7/2021 9:42 AM	0.972	3.737	4.03
7/7/2021 9:48 AM	0.948	3.368	4.021
7/7/2021 9:54 AM	0.935	2.995	4.034
7/7/2021 10:00 AM	1.261	2.855	4.038
7/7/2021 10:06 AM	1.455	2.816	4.045
7/7/2021 10:12 AM	1.284	2.816	4.047
7/7/2021 10:18 AM	1.2	2.813	4.031
7/7/2021 10:24 AM	0.906	2.777	4.015
7/7/2021 10:30 AM	0.633	2.713	3.983
7/7/2021 10:36 AM	0.613	2.659	3.97
7/7/2021 10:42 AM	0.633	2.609	4.001
7/7/2021 10:48 AM	0.635	2.61	4.045
7/7/2021 10:54 AM	0.604	2.654	4.076

## Opacity Data Summary Report

**Company:** New York City D.E.P.  
North River Wastewater Resource Recovery Facility  
New York, NY 10031



**Data Group:** Valid Data  
**Report Name:** 3rd Quarter 2021

**Start of Report:** 7/1/2021 0:00  
**End of Report:** 9/30/2021 23:54

All Opacity Data

Date & Time	PE 1	PE 2	PE 4
	%	%	%
7/7/2021 11:00 AM	0.682	2.681	4.075
7/7/2021 11:06 AM	0.791	2.69	4.028
7/7/2021 11:12 AM	0.886	2.688	4.011
7/7/2021 11:18 AM	0.973	2.695	4.003
7/7/2021 11:24 AM	0.991	2.749	3.988
7/7/2021 11:30 AM	1.013	2.81	3.992
7/7/2021 11:36 AM	1.021	2.838	3.982
7/7/2021 11:42 AM	0.988	2.822	3.966
7/7/2021 11:48 AM	0.976	2.792	3.992
7/7/2021 11:54 AM	1.013	2.792	3.995
7/7/2021 12:00 PM	1.094	2.779	3.982
7/7/2021 12:06 PM	0.931	2.735	3.907
7/7/2021 12:12 PM	0.624	2.731	3.92
7/7/2021 12:18 PM	0.584	2.737	3.939
7/7/2021 12:24 PM	0.719	2.766	3.884
7/7/2021 12:30 PM	0.805	2.788	3.89
7/7/2021 12:36 PM	0.869	2.852	3.927
7/7/2021 12:42 PM	0.923	2.957	3.935
7/7/2021 12:48 PM	0.934	3.005	3.935
7/7/2021 12:54 PM	0.91	2.939	3.931
7/7/2021 1:00 PM	0.908	2.871	3.917
7/7/2021 1:06 PM	0.918	2.811	3.917
7/7/2021 1:12 PM	0.942	2.798	3.941
7/7/2021 1:18 PM	0.93	2.903	3.947
7/7/2021 1:24 PM	0.943	3.026	3.944
7/7/2021 1:30 PM	1.012	3.124	3.952
7/7/2021 1:36 PM	1.042	3.224	3.952
7/7/2021 1:42 PM	0.992	3.26	3.937
7/7/2021 1:48 PM	0.966	3.255	3.942
7/7/2021 1:54 PM	0.96	3.215	3.94
7/7/2021 2:00 PM	0.921	3.16	3.941
7/7/2021 2:06 PM	0.898	3.085	3.921
7/7/2021 2:12 PM	0.94	3.102	3.948
7/7/2021 2:18 PM	0.98	3.245	3.958
7/7/2021 2:24 PM	1.016	3.406	4.118
7/7/2021 2:30 PM	1.023	3.556	3.668
7/7/2021 2:36 PM	1.025	3.697	3.087
7/7/2021 2:42 PM	1.037	3.846	3.073
7/7/2021 2:48 PM	0.986	3.996	3.096
7/7/2021 2:54 PM	0.979	4.13	3.263
7/7/2021 3:00 PM	0.989	4.167	3.855
7/7/2021 3:06 PM	0.988	4.143	3.935
7/7/2021 3:12 PM	0.977	4.134	3.772
7/7/2021 3:18 PM	0.946	4.041	3.74
7/7/2021 3:24 PM	0.935	3.936	3.736
7/7/2021 3:30 PM	0.904	3.723	3.719
7/7/2021 3:36 PM	0.923	3.564	3.724
7/7/2021 3:42 PM	0.999	3.453	3.71
7/7/2021 3:48 PM	1.015	3.348	3.72
7/7/2021 3:54 PM	0.93	3.197	3.73

## Opacity Data Summary Report

**Company:** New York City D.E.P.  
North River Wastewater Resource Recovery Facility  
New York, NY 10031



**Data Group:** Valid Data  
**Report Name:** 3rd Quarter 2021

**Start of Report:** 7/1/2021 0:00

**End of Report:** 9/30/2021 23:54 All Opacity Data

Date & Time	PE 1	PE 2	PE 4
	%	%	%
7/7/2021 4:00 PM	0.865	3.16	3.726
7/7/2021 4:06 PM	0.853	3.133	3.717
7/7/2021 4:12 PM	0.86	3.134	3.702
7/7/2021 4:18 PM	0.881	3.16	3.702
7/7/2021 4:24 PM	0.915	3.142	3.711
7/7/2021 4:30 PM	0.908	3.134	3.702
7/7/2021 4:36 PM	0.898	3.174	3.692
7/7/2021 4:42 PM	0.916	3.213	3.696
7/7/2021 4:48 PM	0.915	3.203	3.69
7/7/2021 4:54 PM	0.958	3.179	3.729
7/7/2021 5:00 PM	0.972	3.166	3.716
7/7/2021 5:06 PM	0.984	3.217	3.708
7/7/2021 5:12 PM	0.995	3.263	3.688
7/7/2021 5:18 PM	0.978	3.369	3.694
7/7/2021 5:24 PM	0.99	3.517	3.704
7/7/2021 5:30 PM	1.005	3.618	3.715
7/7/2021 5:36 PM	1.027	3.675	3.72
7/7/2021 5:42 PM	1.408	3.75	3.718
7/7/2021 5:48 PM	1.575	3.891	3.768
7/7/2021 5:54 PM	1.391	4.035	3.786
7/7/2021 6:00 PM	1.298	4.137	3.764
7/7/2021 6:06 PM	1.137	4.261	3.761
7/7/2021 6:12 PM	1.033	4.419	3.754
7/7/2021 6:18 PM	1.016	4.567	3.769
7/7/2021 6:24 PM	0.988	4.757	3.788
7/7/2021 6:30 PM	0.984	4.898	3.812
7/7/2021 6:36 PM	0.939	5.077	3.798
7/7/2021 6:42 PM	0.93	5.245	3.797
7/7/2021 6:48 PM	0.934	5.363	3.817
7/7/2021 6:54 PM	0.916	5.451	3.812
7/7/2021 7:00 PM	0.892	5.52	3.82
7/7/2021 7:06 PM	0.907	5.57	3.822
7/7/2021 7:12 PM	0.893	5.603	3.824
7/7/2021 7:18 PM	0.831	5.628	3.831
7/7/2021 7:24 PM	0.918	5.652	3.862
7/7/2021 7:30 PM	0.975	5.682	3.86
7/7/2021 7:36 PM	0.921	5.701	3.875
7/7/2021 7:42 PM	0.951	5.695	3.883
7/7/2021 7:48 PM	1.157	5.667	3.822
7/7/2021 7:54 PM	1.208	5.627	3.763
7/7/2021 8:00 PM	0.927	5.584	3.802
7/7/2021 8:06 PM	0.742	5.536	3.864
7/7/2021 8:12 PM	0.707	5.49	3.875
7/7/2021 8:18 PM	0.711	5.46	3.854
7/7/2021 8:24 PM	0.742	5.445	3.86
7/7/2021 8:30 PM	0.87	5.427	3.871
7/7/2021 8:36 PM	0.995	5.391	3.859
7/7/2021 8:42 PM	1.033	5.351	3.836
7/7/2021 8:48 PM	1.043	5.321	3.845
7/7/2021 8:54 PM	1.066	5.298	3.833

## Opacity Data Summary Report

**Company:** New York City D.E.P.  
North River Wastewater Resource Recovery Facility  
New York, NY 10031



**Data Group:** Valid Data  
**Report Name:** 3rd Quarter 2021

**Start of Report:** 7/1/2021 0:00  
**End of Report:** 9/30/2021 23:54

All Opacity Data

Date & Time	PE 1	PE 2	PE 4
	%	%	%
7/7/2021 9:00 PM	1.072	5.28	3.816
7/7/2021 9:06 PM	1.071	5.261	3.834
7/7/2021 9:12 PM	1.103	5.254	3.869
7/7/2021 9:18 PM	1.105	5.263	3.863
7/7/2021 9:24 PM	1.106	5.298	3.851
7/7/2021 9:30 PM	1.089	5.354	3.847
7/7/2021 9:36 PM	1.041	5.402	3.841
7/7/2021 9:42 PM	1.045	5.432	3.847
7/7/2021 9:48 PM	1.046	5.457	3.859
7/7/2021 9:54 PM	1.032	5.489	3.857
7/7/2021 10:00 PM	1.051	5.511	3.862
7/7/2021 10:06 PM	1.079	5.518	3.876
7/7/2021 10:12 PM	1.102	5.522	3.882
7/7/2021 10:18 PM	1.071	5.532	3.864
7/7/2021 10:24 PM	1.046	5.531	3.865
7/7/2021 10:30 PM	1.056	5.541	3.846
7/7/2021 10:36 PM	1.003	5.548	3.836
7/7/2021 10:42 PM	1.024	5.544	3.823
7/7/2021 10:48 PM	1.014	5.546	3.843
7/7/2021 10:54 PM	0.996	5.556	3.86
7/7/2021 11:00 PM	0.987	5.562	3.851
7/7/2021 11:06 PM	0.975	5.573	3.85
7/7/2021 11:12 PM	1.008	5.575	3.833
7/7/2021 11:18 PM	1.017	5.55	3.83
7/7/2021 11:24 PM	0.964	5.539	3.845
7/7/2021 11:30 PM	0.952	5.534	3.854
7/7/2021 11:36 PM	0.961	5.525	3.847
7/7/2021 11:42 PM	0.969	5.518	3.841
7/7/2021 11:48 PM	0.955	5.506	3.799
7/7/2021 11:54 PM	0.973	5.504	3.803
7/8/2021 12:00 AM	0.725	5.51	3.826
7/8/2021 12:06 AM	0.43	5.504	3.825
7/8/2021 12:12 AM	0.605	5.499	3.828
7/8/2021 12:18 AM	0.803	5.499	3.819
7/8/2021 12:24 AM	0.946	5.506	3.818
7/8/2021 12:30 AM	1.019	5.523	3.822
7/8/2021 12:36 AM	1.047	5.54	3.817
7/8/2021 12:42 AM	1.081	5.554	3.822
7/8/2021 12:48 AM	1.118	5.516	3.807
7/8/2021 12:54 AM	1.141	5.465	3.811
7/8/2021 1:00 AM	1.161	5.478	3.848
7/8/2021 1:06 AM	1.204	5.455	3.863
7/8/2021 1:12 AM	1.267	5.391	3.873
7/8/2021 1:18 AM	1.293	5.32	3.901
7/8/2021 1:24 AM	1.287	5.255	3.914
7/8/2021 1:30 AM	1.294	5.219	3.922
7/8/2021 1:36 AM	1.305	5.198	3.988
7/8/2021 1:42 AM	1.031	5.171	3.931
7/8/2021 1:48 AM	0.316	5.13	3.884
7/8/2021 1:54 AM	0.934	5.076	3.722

## Opacity Data Summary Report

**Company:** New York City D.E.P.  
 North River Wastewater Resource Recovery Facility  
 New York, NY 10031



**Data Group:** Valid Data  
**Report Name:** 3rd Quarter 2021

**Start of Report:** 7/1/2021 0:00  
**End of Report:** 9/30/2021 23:54

All Opacity Data

Date & Time	PE 1	PE 2	PE 4
	%	%	%
7/8/2021 2:00 AM	1.936	5.012	2.415
7/8/2021 2:06 AM	1.599	4.976	1.061
7/8/2021 2:12 AM	1.566	4.956	0.912
7/8/2021 2:18 AM	1.663	4.939	0.91
7/8/2021 2:24 AM	1.649	4.962	0.9
7/8/2021 2:30 AM	1.608	4.984	0.891
7/8/2021 2:36 AM	1.476	4.918	1.104
7/8/2021 2:42 AM	1.236	4.815	4.346
7/8/2021 2:48 AM	0.951	4.748	5.443
7/8/2021 2:54 AM	0.77	4.723	4.228
7/8/2021 3:00 AM	0.824	4.734	3.902
7/8/2021 3:06 AM	1.029	4.748	3.832
7/8/2021 3:12 AM	1.09	4.788	3.812
7/8/2021 3:18 AM	1.076	4.872	3.803
7/8/2021 3:24 AM	1.117	4.968	3.771
7/8/2021 3:30 AM	1.139	5.066	3.741
7/8/2021 3:36 AM	1.138	5.132	3.768
7/8/2021 3:42 AM	1.179	5.179	3.778
7/8/2021 3:48 AM	1.212	5.226	3.75
7/8/2021 3:54 AM	1.226	5.215	3.743
7/8/2021 4:00 AM	1.244	5.192	3.746
7/8/2021 4:06 AM	1.242	5.164	3.759
7/8/2021 4:12 AM	1.248	5.134	3.761
7/8/2021 4:18 AM	1.259	5.114	3.772
7/8/2021 4:24 AM	1.247	5.116	3.774
7/8/2021 4:30 AM	1.23	5.137	3.761
7/8/2021 4:36 AM	1.228	5.155	3.759
7/8/2021 4:42 AM	1.246	5.16	3.756
7/8/2021 4:48 AM	1.265	5.179	3.671
7/8/2021 4:54 AM	1.262	5.226	3.487
7/8/2021 5:00 AM	1.269	5.325	3.394
7/8/2021 5:06 AM	1.231	5.501	3.392
7/8/2021 5:12 AM	1.025	5.704	3.506
7/8/2021 5:18 AM	0.512	5.791	3.712
7/8/2021 5:24 AM	0.09	5.836	3.795
7/8/2021 5:30 AM	-0.147	6.099	3.787
7/8/2021 5:36 AM	-0.218	6.568	3.791
7/8/2021 5:42 AM	-0.206	6.987	3.817
7/8/2021 5:48 AM	-0.183	7.211	3.838
7/8/2021 5:54 AM	-0.127	7.34	3.852
7/8/2021 6:00 AM	-0.089	7.424	3.874
7/8/2021 6:06 AM	-0.057	7.557	3.898
7/8/2021 6:12 AM	-0.028	7.721	3.89
7/8/2021 6:18 AM	-0.011	7.581	3.904
7/8/2021 6:24 AM	0.011	7.242	3.902
7/8/2021 6:30 AM	0.038	6.786	3.874
7/8/2021 6:36 AM	0.116	6.338	3.892
7/8/2021 6:42 AM	0.131	6.054	3.86
7/8/2021 6:48 AM	0.122	6.164	3.772
7/8/2021 6:54 AM	0.135	6.486	3.737

## Opacity Data Summary Report

**Company:** New York City D.E.P.  
North River Wastewater Resource Recovery Facility  
New York, NY 10031



**Data Group:** Valid Data  
**Report Name:** 3rd Quarter 2021

**Start of Report:** 7/1/2021 0:00  
**End of Report:** 9/30/2021 23:54

All Opacity Data

Date & Time	PE 1	PE 2	PE 4
	%	%	%
7/8/2021 7:00 AM	0.122	6.637	3.76
7/8/2021 7:06 AM	0.157	6.694	3.804
7/8/2021 7:12 AM	0.224	6.762	3.801
7/8/2021 7:18 AM	0.234	6.94	3.801
7/8/2021 7:24 AM	0.243	7.149	3.827
7/8/2021 7:30 AM	0.245	7.2	3.811
7/8/2021 7:36 AM	0.262	7.215	3.82
7/8/2021 7:42 AM	0.329	7.197	3.866
7/8/2021 7:48 AM	2.476	7.131	3.913
7/8/2021 7:54 AM	1.699	7.3	3.923
7/8/2021 8:00 AM	1.348	7.445	3.876
7/8/2021 8:06 AM	1.269	7.246	3.584
7/8/2021 8:12 AM	1.252	6.784	3.357
7/8/2021 8:18 AM	1.201	6.446	3.471
7/8/2021 8:24 AM	1.089	6.32	3.687
7/8/2021 8:30 AM	0.909	6.227	3.812
7/8/2021 8:36 AM	0.749	6.193	3.816
7/8/2021 8:42 AM	0.618	6.207	3.832
7/8/2021 8:48 AM	0.55	6.271	3.823
7/8/2021 8:54 AM	0.526	6.314	3.786
7/8/2021 9:00 AM	0.573	6.157	3.775
7/8/2021 9:06 AM	0.609	5.703	3.79
7/8/2021 9:12 AM	0.626	5.123	3.812
7/8/2021 9:18 AM	0.68	4.597	3.817
7/8/2021 9:24 AM	0.72	4.568	3.803
7/8/2021 9:30 AM	0.789	4.701	3.795
7/8/2021 9:36 AM	0.831	4.862	3.787
7/8/2021 9:42 AM	0.893	4.834	3.805
7/8/2021 9:48 AM	0.976	4.512	3.813
7/8/2021 9:54 AM	1.028	4.123	3.8
7/8/2021 10:00 AM	1.068	3.82	3.8
7/8/2021 10:06 AM	1.084	3.549	3.789
7/8/2021 10:12 AM	1.07	3.368	3.786
7/8/2021 10:18 AM	1.075	3.271	3.787
7/8/2021 10:24 AM	1.331	3.237	3.795
7/8/2021 10:30 AM	1.425	3.227	3.823
7/8/2021 10:36 AM	1.184	3.22	3.833
7/8/2021 10:42 AM	0.935	3.185	3.836
7/8/2021 10:48 AM	0.764	3.126	3.84
7/8/2021 10:54 AM	0.763	3.072	3.826
7/8/2021 11:00 AM	0.843	3.059	3.834
7/8/2021 11:06 AM	1.015	3.057	3.852
7/8/2021 11:12 AM	1.154	3.081	3.858
7/8/2021 11:18 AM	1.14	3.199	3.881
7/8/2021 11:24 AM	1.011	3.308	3.877
7/8/2021 11:30 AM	0.621	3.37	3.882
7/8/2021 11:36 AM	0.492	3.388	3.87
7/8/2021 11:42 AM	0.602	3.392	3.821
7/8/2021 11:48 AM	0.818	3.42	3.761
7/8/2021 11:54 AM	1.029	3.437	3.749

## Opacity Data Summary Report

**Company:** New York City D.E.P.  
North River Wastewater Resource Recovery Facility  
New York, NY 10031



**Data Group:** Valid Data  
**Report Name:** 3rd Quarter 2021

**Start of Report:** 7/1/2021 0:00  
**End of Report:** 9/30/2021 23:54

All Opacity Data

Date & Time	PE 1	PE 2	PE 4
	%	%	%
7/8/2021 12:00 PM	1.068	3.415	3.732
7/8/2021 12:06 PM	0.979	3.315	3.756
7/8/2021 12:12 PM	1.035	3.195	3.777
7/8/2021 12:18 PM	1.06	3.121	3.773
7/8/2021 12:24 PM	1.08	3.132	3.761
7/8/2021 12:30 PM	1.129	3.147	3.759
7/8/2021 12:36 PM	1.114	3.175	3.779
7/8/2021 12:42 PM	1.244	3.22	3.789
7/8/2021 12:48 PM	1.294	3.24	3.814
7/8/2021 12:54 PM	0.809	3.161	3.88
7/8/2021 1:00 PM	0.803	3.041	3.933
7/8/2021 1:06 PM	0.987	3.052	3.986
7/8/2021 1:12 PM	1.116	3.074	4.009
7/8/2021 1:18 PM	1.328	3.075	3.935
7/8/2021 1:24 PM	1.505	3.327	3.974
7/8/2021 1:30 PM	1.633	3.649	4.16
7/8/2021 1:36 PM	1.578	3.846	4.166
7/8/2021 1:42 PM	1.471	3.669	4.185
7/8/2021 1:48 PM	1.451	3.443	4.343
7/8/2021 1:54 PM	1.414	3.687	4.442
7/8/2021 2:00 PM	1.408	4.005	4.475
7/8/2021 2:06 PM	1.485	4.095	4.386
7/8/2021 2:12 PM	1.5	3.875	4.255
7/8/2021 2:18 PM	1.338	3.568	4.236
7/8/2021 2:24 PM	1.243	3.651	4.341
7/8/2021 2:30 PM	1.413	3.952	4.286
7/8/2021 2:36 PM	1.533	4.591	4.301
7/8/2021 2:42 PM	1.523	5.46	4.315
7/8/2021 2:48 PM	1.657	6.099	4.314
7/8/2021 2:54 PM	1.764	6.196	4.218
7/8/2021 3:00 PM	1.65	6.315	4.14
7/8/2021 3:06 PM	1.406	6.351	4.217
7/8/2021 3:12 PM	1.34	6.479	4.213
7/8/2021 3:18 PM	1.323	6.395	4.102
7/8/2021 3:24 PM	1.214	6.264	4.042
7/8/2021 3:30 PM	1.09	6.176	4.228
7/8/2021 3:36 PM	1.052	6.033	4.187
7/8/2021 3:42 PM	1.065	5.94	3.932
7/8/2021 3:48 PM	1.063	5.727	3.702
7/8/2021 3:54 PM	1.125	5.566	3.568
7/8/2021 4:00 PM	1.09	5.415	3.509
7/8/2021 4:06 PM	1.208	5.153	3.722
7/8/2021 4:12 PM	1.364	4.882	3.852
7/8/2021 4:18 PM	1.349	4.649	3.917
7/8/2021 4:24 PM	1.299	4.469	4.019
7/8/2021 4:30 PM	1.284	4.352	3.884
7/8/2021 4:36 PM	1.263	4.272	3.854
7/8/2021 4:42 PM	1.188	4.059	3.794
7/8/2021 4:48 PM	1.17	3.903	3.872
7/8/2021 4:54 PM	1.148	3.761	3.905

## Opacity Data Summary Report

**Company:** New York City D.E.P.  
North River Wastewater Resource Recovery Facility  
New York, NY 10031



**Data Group:** Valid Data  
**Report Name:** 3rd Quarter 2021

**Start of Report:** 7/1/2021 0:00  
**End of Report:** 9/30/2021 23:54

All Opacity Data

Date & Time	PE 1	PE 2	PE 4
	%	%	%
7/8/2021 5:00 PM	1.19	3.646	3.797
7/8/2021 5:06 PM	1.122	3.581	3.796
7/8/2021 5:12 PM	0.999	3.438	3.875
7/8/2021 5:18 PM	1.052	3.283	3.831
7/8/2021 5:24 PM	1.106	3.2	3.847
7/8/2021 5:30 PM	1.122	3.12	3.953
7/8/2021 5:36 PM	1.033	3.035	3.834
7/8/2021 5:42 PM	0.951	2.956	3.731
7/8/2021 5:48 PM	0.892	2.896	3.7
7/8/2021 5:54 PM	0.894	2.87	3.76
7/8/2021 6:00 PM	1.003	2.886	3.784
7/8/2021 6:06 PM	1.019	2.932	3.78
7/8/2021 6:12 PM	0.992	3.016	3.773
7/8/2021 6:18 PM	0.965	3.127	3.794
7/8/2021 6:24 PM	0.956	3.217	3.736
7/8/2021 6:30 PM	0.994	3.324	3.694
7/8/2021 6:36 PM	1.025	3.434	3.763
7/8/2021 6:42 PM	1.057	3.519	3.777
7/8/2021 6:48 PM	1.022	3.575	3.801
7/8/2021 6:54 PM	0.987	3.578	3.884
7/8/2021 7:00 PM	1.004	3.599	3.928
7/8/2021 7:06 PM	0.972	3.639	3.883
7/8/2021 7:12 PM	0.932	3.717	3.865
7/8/2021 7:18 PM	0.927	3.8	3.893
7/8/2021 7:24 PM	0.946	3.872	3.845
7/8/2021 7:30 PM	0.87	3.928	3.828
7/8/2021 7:36 PM	0.809	3.96	3.852
7/8/2021 7:42 PM	0.812	3.996	3.854
7/8/2021 7:48 PM	0.809	4.012	3.835
7/8/2021 7:54 PM	0.855	4.029	3.89
7/8/2021 8:00 PM	0.869	4.048	3.88
7/8/2021 8:06 PM	0.86	4.055	3.814
7/8/2021 8:12 PM	0.858	4.056	3.747
7/8/2021 8:18 PM	0.979	4.082	3.818
7/8/2021 8:24 PM	1.006	4.108	3.887
7/8/2021 8:30 PM	0.965	4.096	3.903
7/8/2021 8:36 PM	0.999	4.087	3.933
7/8/2021 8:42 PM	0.989	4.1	3.969
7/8/2021 8:48 PM	0.972	4.085	3.988
7/8/2021 8:54 PM	0.971	4.049	3.985
7/8/2021 9:00 PM	0.974	4.076	3.879
7/8/2021 9:06 PM	0.934	4.143	3.836
7/8/2021 9:12 PM	0.912	4.224	3.836
7/8/2021 9:18 PM	0.923	4.304	3.841
7/8/2021 9:24 PM	0.914	4.366	3.797
7/8/2021 9:30 PM	0.906	4.407	3.828
7/8/2021 9:36 PM	0.899	4.442	3.847
7/8/2021 9:42 PM	0.894	4.462	3.851
7/8/2021 9:48 PM	0.916	4.475	3.828
7/8/2021 9:54 PM	0.934	4.512	3.768



## Opacity Data Summary Report

**Company:** New York City D.E.P.  
North River Wastewater Resource Recovery Facility  
New York, NY 10031



**Data Group:** Valid Data  
**Report Name:** 3rd Quarter 2021

**Start of Report:** 7/1/2021 0:00  
**End of Report:** 9/30/2021 23:54

All Opacity Data

Date & Time	PE 1	PE 2	PE 4
	%	%	%
7/8/2021 10:00 PM	0.93	4.555	3.806
7/8/2021 10:06 PM	0.939	4.578	3.812
7/8/2021 10:12 PM	0.903	4.567	3.801
7/8/2021 10:18 PM	0.89	4.554	3.765
7/8/2021 10:24 PM	0.896	4.543	3.725
7/8/2021 10:30 PM	0.923	4.524	3.71
7/8/2021 10:36 PM	0.908	4.478	3.744
7/8/2021 10:42 PM	0.879	4.402	3.804
7/8/2021 10:48 PM	0.893	4.301	3.759
7/8/2021 10:54 PM	0.901	4.209	3.742
7/8/2021 11:00 PM	0.853	4.099	3.765
7/8/2021 11:06 PM	0.83	4.052	3.747
7/8/2021 11:12 PM	0.798	4.058	3.666
7/8/2021 11:18 PM	0.792	4.085	3.644
7/8/2021 11:24 PM	0.85	4.128	3.632
7/8/2021 11:30 PM	0.824	4.161	3.623
7/8/2021 11:36 PM	0.768	4.175	3.626
7/8/2021 11:42 PM	0.801	4.195	3.668
7/8/2021 11:48 PM	0.813	4.221	3.712
7/8/2021 11:54 PM	0.767	4.235	3.755
7/9/2021 12:00 AM	0.805	4.254	3.82
7/9/2021 12:06 AM	0.872	4.28	3.894
7/9/2021 12:12 AM	0.885	4.284	3.917
7/9/2021 12:18 AM	0.876	4.276	4.004
7/9/2021 12:24 AM	0.676	4.288	4.229
7/9/2021 12:30 AM	0.499	4.327	4.246
7/9/2021 12:36 AM	0.715	4.361	4.078
7/9/2021 12:42 AM	0.869	4.362	4.046
7/9/2021 12:48 AM	0.871	4.391	4.005
7/9/2021 12:54 AM	0.845	4.428	3.971
7/9/2021 1:00 AM	0.831	4.459	3.916
7/9/2021 1:06 AM	0.826	4.482	3.875
7/9/2021 1:12 AM	0.818	4.503	3.944
7/9/2021 1:18 AM	0.818	4.524	3.958
7/9/2021 1:24 AM	0.84	4.545	3.949
7/9/2021 1:30 AM	0.874	4.595	3.939
7/9/2021 1:36 AM	0.888	4.626	3.933
7/9/2021 1:42 AM	0.898	4.636	4.165
7/9/2021 1:48 AM	0.935	4.634	4.201
7/9/2021 1:54 AM	0.964	4.619	4.072
7/9/2021 2:00 AM	0.989	4.58	3.999
7/9/2021 2:06 AM	1.044	4.526	3.961
7/9/2021 2:12 AM	1.006	4.464	3.944
7/9/2021 2:18 AM	0.958	4.443	3.85
7/9/2021 2:24 AM	0.892	4.431	3.819
7/9/2021 2:30 AM	0.866	4.383	3.831
7/9/2021 2:36 AM	1.006	4.296	3.856
7/9/2021 2:42 AM	1.278	4.211	3.891
7/9/2021 2:48 AM	1.263	4.2	3.898
7/9/2021 2:54 AM	1.142	4.245	3.965

## Opacity Data Summary Report

**Company:** New York City D.E.P.  
North River Wastewater Resource Recovery Facility  
New York, NY 10031



**Data Group:** Valid Data  
**Report Name:** 3rd Quarter 2021

**Start of Report:** 7/1/2021 0:00  
**End of Report:** 9/30/2021 23:54

All Opacity Data

Date & Time	PE 1	PE 2	PE 4
	%	%	%
7/9/2021 3:00 AM	1.102	4.191	4.028
7/9/2021 3:06 AM	1.056	4.128	4.028
7/9/2021 3:12 AM	1.079	4.158	4.051
7/9/2021 3:18 AM	1.155	4.2	4.087
7/9/2021 3:24 AM	1.074	4.242	4.019
7/9/2021 3:30 AM	1.026	4.339	3.966
7/9/2021 3:36 AM	1.013	4.413	3.964
7/9/2021 3:42 AM	1.029	4.475	3.999
7/9/2021 3:48 AM	1.049	4.572	4.116
7/9/2021 3:54 AM	1.077	4.704	4.107
7/9/2021 4:00 AM	1.063	4.772	4.21
7/9/2021 4:06 AM	1.037	4.859	4.225
7/9/2021 4:12 AM	1.165	5	4.133
7/9/2021 4:18 AM	1.22	4.978	4.02
7/9/2021 4:24 AM	1.176	4.876	3.914
7/9/2021 4:30 AM	1.167	4.843	3.966
7/9/2021 4:36 AM	1.168	4.925	3.945
7/9/2021 4:42 AM	1.127	5.024	3.911
7/9/2021 4:48 AM	1.143	5.188	4.021
7/9/2021 4:54 AM	1.174	5.344	4.135
7/9/2021 5:00 AM	1.18	5.416	4.14
7/9/2021 5:06 AM	1.136	5.459	4.15
7/9/2021 5:12 AM	1.123	5.499	4.082
7/9/2021 5:18 AM	1.106	5.53	3.99
7/9/2021 5:24 AM	1.139	5.607	4.054
7/9/2021 5:30 AM	1.196	5.694	4.112
7/9/2021 5:36 AM	1.272	5.738	4.174
7/9/2021 5:42 AM	1.364	5.718	4.168
7/9/2021 5:48 AM	1.355	5.695	4.214
7/9/2021 5:54 AM	1.276	5.609	4.232
7/9/2021 6:00 AM	1.278	5.562	4.209
7/9/2021 6:06 AM	1.307	5.489	4.173
7/9/2021 6:12 AM	1.314	5.336	4.151
7/9/2021 6:18 AM	1.35	5.399	4.168
7/9/2021 6:24 AM	1.326	5.455	4.176
7/9/2021 6:30 AM	1.314	5.106	4.197
7/9/2021 6:36 AM	1.363	5.035	4.189
7/9/2021 6:42 AM	1.421	4.921	4.172
7/9/2021 6:48 AM	1.381	4.697	4.024
7/9/2021 6:54 AM	1.359	4.732	3.885
7/9/2021 7:00 AM	1.261	4.531	3.917
7/9/2021 7:06 AM	1.164	4.243	3.945
7/9/2021 7:12 AM	1.14	3.999	3.908
7/9/2021 7:18 AM	1.054	3.618	3.943
7/9/2021 7:24 AM	1.012	3.262	4.022
7/9/2021 7:30 AM	1.042	3.206	4.044
7/9/2021 7:36 AM	1.068	3.23	4.079
7/9/2021 7:42 AM	1.131	3.216	4.048
7/9/2021 7:48 AM	1.147	3.217	4.037
7/9/2021 7:54 AM	1.061	3.203	4.071

## Opacity Data Summary Report

**Company:** New York City D.E.P.  
North River Wastewater Resource Recovery Facility  
New York, NY 10031



**Data Group:** Valid Data  
**Report Name:** 3rd Quarter 2021

**Start of Report:** 7/1/2021 0:00  
**End of Report:** 9/30/2021 23:54

All Opacity Data

Date & Time	PE 1	PE 2	PE 4
	%	%	%
7/9/2021 8:00 AM	0.94	3.157	4.089
7/9/2021 8:06 AM	0.925	3.094	4.198
7/9/2021 8:12 AM	0.954	3.04	4.21
7/9/2021 8:18 AM	0.992	3.1	4.094
7/9/2021 8:24 AM	1.022	3.254	3.983
7/9/2021 8:30 AM	0.997	3.302	4.014
7/9/2021 8:36 AM	0.93	3.318	4.046
7/9/2021 8:42 AM	0.916	3.295	3.917
7/9/2021 8:48 AM	0.904	3.272	3.834
7/9/2021 8:54 AM	0.852	3.419	3.842
7/9/2021 9:00 AM	0.845	3.638	3.881
7/9/2021 9:06 AM	0.821	3.691	3.786
7/9/2021 9:12 AM	0.854	3.644	3.814
7/9/2021 9:18 AM	0.855	3.69	3.86
7/9/2021 9:24 AM	0.844	3.76	3.775
7/9/2021 9:30 AM	0.838	3.826	3.747
7/9/2021 9:36 AM	0.776	3.947	3.832
7/9/2021 9:42 AM	0.731	4.089	3.82
7/9/2021 9:48 AM	0.724	4.232	3.744
7/9/2021 9:54 AM	0.76	4.407	3.704
7/9/2021 10:00 AM	0.863	4.686	3.711
7/9/2021 10:06 AM	0.877	4.87	3.708
7/9/2021 10:12 AM	0.829	4.949	3.694
7/9/2021 10:18 AM	0.727	5.089	3.706
7/9/2021 10:24 AM	0.724	5.117	3.748
7/9/2021 10:30 AM	0.742	5.08	3.827
7/9/2021 10:36 AM	0.737	5.058	3.758
7/9/2021 10:42 AM	0.75	5.056	3.689
7/9/2021 10:48 AM	0.73	5.065	3.687
7/9/2021 10:54 AM	0.721	5.097	3.729
7/9/2021 11:00 AM	0.716	5.138	3.764
7/9/2021 11:06 AM	0.75	5.131	3.805
7/9/2021 11:12 AM	0.765	5.196	3.86
7/9/2021 11:18 AM	0.775	5.302	3.943
7/9/2021 11:24 AM	0.796	5.391	4.019
7/9/2021 11:30 AM	0.796	5.343	3.918
7/9/2021 11:36 AM	0.838	5.25	3.869
7/9/2021 11:42 AM	0.843	5.231	3.856
7/9/2021 11:48 AM	0.829	5.267	3.795
7/9/2021 11:54 AM	0.816	5.344	3.758
7/9/2021 12:00 PM	0.865	5.427	3.71
7/9/2021 12:06 PM	0.963	5.503	3.625
7/9/2021 12:12 PM	0.978	5.474	3.704
7/9/2021 12:18 PM	1.01	5.438	3.754
7/9/2021 12:24 PM	1.001	5.412	3.695
7/9/2021 12:30 PM	0.936	5.416	3.443
7/9/2021 12:36 PM	1.034	5.325	3.57
7/9/2021 12:42 PM	1.046	5.27	3.694
7/9/2021 12:48 PM	1.015	5.136	3.713
7/9/2021 12:54 PM	0.984	4.976	3.643

## Opacity Data Summary Report

**Company:** New York City D.E.P.  
North River Wastewater Resource Recovery Facility  
New York, NY 10031



**Data Group:** Valid Data  
**Report Name:** 3rd Quarter 2021

**Start of Report:** 7/1/2021 0:00  
**End of Report:** 9/30/2021 23:54

All Opacity Data

Date & Time	PE 1	PE 2	PE 4
	%	%	%
7/9/2021 1:00 PM	0.973	4.741	3.668
7/9/2021 1:06 PM	0.988	4.413	3.734
7/9/2021 1:12 PM	0.979	4.071	3.688
7/9/2021 1:18 PM	0.96	3.874	3.609
7/9/2021 1:24 PM	0.962	3.929	3.603
7/9/2021 1:30 PM	0.866	4.101	3.607
7/9/2021 1:36 PM	0.587	4.266	3.217
7/9/2021 1:42 PM	0.502	4.469	2.911
7/9/2021 1:48 PM	0.562	4.642	2.858
7/9/2021 1:54 PM	0.587	4.799	2.861
7/9/2021 2:00 PM	0.604	4.899	2.887
7/9/2021 2:06 PM	0.549	4.915	2.804
7/9/2021 2:12 PM	0.474	4.91	2.684
7/9/2021 2:18 PM	0.556	4.985	2.42
7/9/2021 2:24 PM	0.626	5.096	2.128
7/9/2021 2:30 PM	0.714	5.232	2.094
7/9/2021 2:36 PM	0.765	5.437	2.824
7/9/2021 2:42 PM	0.63	5.618	3.381
7/9/2021 2:48 PM	0.467	5.755	3.318
7/9/2021 2:54 PM	0.42	5.818	3.282
7/9/2021 3:00 PM	0.412	5.772	3.268
7/9/2021 3:06 PM	0.408	5.626	3.313
7/9/2021 3:12 PM	0.443	5.435	3.28
7/9/2021 3:18 PM	0.486	5.184	3.223
7/9/2021 3:24 PM	0.468	4.893	3.221
7/9/2021 3:30 PM	0.463	4.6	4.046
7/9/2021 3:36 PM	0.451	4.313	4.624
7/9/2021 3:42 PM	0.491	3.984	4.035
7/9/2021 3:48 PM	0.513	3.798	3.932
7/9/2021 3:54 PM	0.499	3.651	3.89
7/9/2021 4:00 PM	0.502	3.589	3.85
7/9/2021 4:06 PM	0.51	3.597	3.834
7/9/2021 4:12 PM	0.524	3.67	3.782
7/9/2021 4:18 PM	0.528	3.681	3.767
7/9/2021 4:24 PM	0.563	3.785	3.764
7/9/2021 4:30 PM	0.602	4.212	3.749
7/9/2021 4:36 PM	0.585	4.748	3.731
7/9/2021 4:42 PM	0.564	5.147	3.753
7/9/2021 4:48 PM	0.548	5.48	3.772
7/9/2021 4:54 PM	0.521	5.713	3.761
7/9/2021 5:00 PM	0.515	5.717	3.748
7/9/2021 5:06 PM	0.541	5.599	3.747
7/9/2021 5:12 PM	0.588	5.295	3.764
7/9/2021 5:18 PM	0.554	5.258	3.776
7/9/2021 5:24 PM	0.575	5.452	3.756
7/9/2021 5:30 PM	0.61	5.628	3.742
7/9/2021 5:36 PM	0.556	5.808	3.748
7/9/2021 5:42 PM	0.517	5.913	3.8
7/9/2021 5:48 PM	0.535	5.989	3.8
7/9/2021 5:54 PM	0.577	6.067	3.746

## Opacity Data Summary Report

**Company:** New York City D.E.P.  
North River Wastewater Resource Recovery Facility  
New York, NY 10031



**Data Group:** Valid Data  
**Report Name:** 3rd Quarter 2021

**Start of Report:** 7/1/2021 0:00  
**End of Report:** 9/30/2021 23:54

All Opacity Data

Date & Time	PE 1	PE 2	PE 4
	%	%	%
7/9/2021 6:00 PM	0.605	6.163	3.74
7/9/2021 6:06 PM	0.662	6.252	3.75
7/9/2021 6:12 PM	0.67	6.316	3.768
7/9/2021 6:18 PM	0.691	6.382	3.751
7/9/2021 6:24 PM	0.728	6.409	3.706
7/9/2021 6:30 PM	0.765	6.435	3.72
7/9/2021 6:36 PM	0.81	6.475	3.792
7/9/2021 6:42 PM	0.799	6.498	3.805
7/9/2021 6:48 PM	0.787	6.464	3.836
7/9/2021 6:54 PM	0.753	6.382	3.867
7/9/2021 7:00 PM	0.713	6.282	3.831
7/9/2021 7:06 PM	0.701	6.215	3.846
7/9/2021 7:12 PM	0.707	6.193	3.855
7/9/2021 7:18 PM	0.716	6.166	3.871
7/9/2021 7:24 PM	0.733	6.153	3.869
7/9/2021 7:30 PM	0.723	6.137	3.867
7/9/2021 7:36 PM	0.73	6.123	3.878
7/9/2021 7:42 PM	0.759	6.104	3.877
7/9/2021 7:48 PM	0.761	6.083	3.883
7/9/2021 7:54 PM	0.699	6.057	3.893
7/9/2021 8:00 PM	0.667	6.041	3.883
7/9/2021 8:06 PM	0.731	6.041	3.8
7/9/2021 8:12 PM	0.781	6.035	3.776
7/9/2021 8:18 PM	0.821	6.009	3.804
7/9/2021 8:24 PM	0.853	5.98	3.82
7/9/2021 8:30 PM	0.938	5.964	3.819
7/9/2021 8:36 PM	1.567	5.96	4.559
7/9/2021 8:42 PM	1.644	5.973	5.122
7/9/2021 8:48 PM	1.357	5.964	5.01
7/9/2021 8:54 PM	1.283	5.939	5.105
7/9/2021 9:00 PM	1.259	5.915	5.223
7/9/2021 9:06 PM	1.135	5.882	5.034
7/9/2021 9:12 PM	1.118	5.863	4.765
7/9/2021 9:18 PM	1.139	5.583	4.549
7/9/2021 9:24 PM	1.232	5.838	4.502
7/9/2021 9:30 PM	1.41	6.893	4.459
7/9/2021 9:36 PM	1.366	7.46	4.448
7/9/2021 9:42 PM	1.273	7.599	4.657
7/9/2021 9:48 PM	1.182	7.487	4.786
7/9/2021 9:54 PM	1.197	7.317	4.67
7/9/2021 10:00 PM	1.146	7.064	4.555
7/9/2021 10:06 PM	1.199	6.803	4.548
7/9/2021 10:12 PM	1.328	6.611	4.477
7/9/2021 10:18 PM	1.34	6.501	4.469
7/9/2021 10:24 PM	1.346	6.439	4.456
7/9/2021 10:30 PM	1.299	6.383	4.468
7/9/2021 10:36 PM	1.239	6.299	4.538
7/9/2021 10:42 PM	1.211	6.204	4.573
7/9/2021 10:48 PM	1.121	6.119	4.498
7/9/2021 10:54 PM	1.057	6.025	4.388

## Opacity Data Summary Report

**Company:** New York City D.E.P.  
North River Wastewater Resource Recovery Facility  
New York, NY 10031



**Data Group:** Valid Data  
**Report Name:** 3rd Quarter 2021

**Start of Report:** 7/1/2021 0:00  
**End of Report:** 9/30/2021 23:54

All Opacity Data

Date & Time	PE 1	PE 2	PE 4
	%	%	%
7/9/2021 11:00 PM	1.037	5.91	4.315
7/9/2021 11:06 PM	0.971	5.851	4.392
7/9/2021 11:12 PM	0.967	5.798	4.461
7/9/2021 11:18 PM	1.002	5.747	4.431
7/9/2021 11:24 PM	1.036	5.674	4.367
7/9/2021 11:30 PM	0.986	5.631	4.291
7/9/2021 11:36 PM	0.876	5.591	4.211
7/9/2021 11:42 PM	0.881	5.559	4.176
7/9/2021 11:48 PM	0.887	5.525	4.137
7/9/2021 11:54 PM	0.895	5.482	4.163
7/10/2021 12:00 AM	0.876	5.458	4.115
7/10/2021 12:06 AM	0.828	5.42	4.059
7/10/2021 12:12 AM	0.769	5.388	4.063
7/10/2021 12:18 AM	0.687	5.377	3.82
7/10/2021 12:24 AM	0.445	5.367	3.055
7/10/2021 12:30 AM	0.187	5.365	2.361
7/10/2021 12:36 AM	0.104	5.344	1.959
7/10/2021 12:42 AM	0.191	5.327	2.091
7/10/2021 12:48 AM	0.274	5.315	2.249
7/10/2021 12:54 AM	0.452	5.273	2.411
7/10/2021 1:00 AM	0.574	5.226	2.465
7/10/2021 1:06 AM	0.639	5.18	2.507
7/10/2021 1:12 AM	0.665	5.138	3.277
7/10/2021 1:18 AM	0.815	5.098	3.925
7/10/2021 1:24 AM	0.961	5.056	3.771
7/10/2021 1:30 AM	0.861	5.005	3.713
7/10/2021 1:36 AM	0.526	4.967	3.798
7/10/2021 1:42 AM	0.274	4.976	3.79
7/10/2021 1:48 AM	0.285	4.978	3.622
7/10/2021 1:54 AM	0.443	4.951	3.536
7/10/2021 2:00 AM	0.624	4.904	3.569
7/10/2021 2:06 AM	0.733	4.854	3.586
7/10/2021 2:12 AM	0.793	4.812	3.593
7/10/2021 2:18 AM	0.901	4.781	3.587
7/10/2021 2:24 AM	0.974	4.754	3.588
7/10/2021 2:30 AM	0.996	4.724	3.608
7/10/2021 2:36 AM	1.032	4.699	3.609
7/10/2021 2:42 AM	1.085	4.668	3.606
7/10/2021 2:48 AM	1.112	4.636	3.602
7/10/2021 2:54 AM	1.104	4.598	3.596
7/10/2021 3:00 AM	1.13	4.55	3.617
7/10/2021 3:06 AM	1.107	4.484	3.646
7/10/2021 3:12 AM	1.081	4.439	3.664
7/10/2021 3:18 AM	1.114	4.403	3.648
7/10/2021 3:24 AM	1.113	4.368	3.658
7/10/2021 3:30 AM	1.092	4.327	3.794
7/10/2021 3:36 AM	0.51	4.269	3.893
7/10/2021 3:42 AM	-0.073	4.212	3.877
7/10/2021 3:48 AM	-0.19	4.152	3.89
7/10/2021 3:54 AM	-0.222	4.11	3.911

## Opacity Data Summary Report

**Company:** New York City D.E.P.  
North River Wastewater Resource Recovery Facility  
New York, NY 10031



**Data Group:** Valid Data  
**Report Name:** 3rd Quarter 2021

**Start of Report:** 7/1/2021 0:00  
**End of Report:** 9/30/2021 23:54

All Opacity Data

Date & Time	PE 1	PE 2	PE 4
	%	%	%
7/10/2021 4:00 AM	-0.227	4.073	3.911
7/10/2021 4:06 AM	-0.252	4.035	3.876
7/10/2021 4:12 AM	-0.24	3.985	3.865
7/10/2021 4:18 AM	-0.188	3.946	3.882
7/10/2021 4:24 AM	-0.2	3.919	3.887
7/10/2021 4:30 AM	-0.176	3.886	3.874
7/10/2021 4:36 AM	-0.133	3.86	3.892
7/10/2021 4:42 AM	-0.101	3.867	3.887
7/10/2021 4:48 AM	-0.063	3.897	3.884
7/10/2021 4:54 AM	-0.064	3.972	3.888
7/10/2021 5:00 AM	-0.052	4.157	3.889
7/10/2021 5:06 AM	-0.031	4.537	3.917
7/10/2021 5:12 AM	-0.036	5.07	3.913
7/10/2021 5:18 AM	-0.038	5.59	3.83
7/10/2021 5:24 AM	-0.013	5.998	3.749
7/10/2021 5:30 AM	0.013	6.242	3.727
7/10/2021 5:36 AM	-0.04	6.282	3.717
7/10/2021 5:42 AM	-0.044	6.31	3.718
7/10/2021 5:48 AM	-0.009	6.164	3.718
7/10/2021 5:54 AM	0.022	5.6	3.732
7/10/2021 6:00 AM	0.051	5.011	3.729
7/10/2021 6:06 AM	0.049	4.66	3.748
7/10/2021 6:12 AM	0.034	4.398	3.735
7/10/2021 6:18 AM	0.042	4.2	3.715
7/10/2021 6:24 AM	0.071	4.005	3.735
7/10/2021 6:30 AM	0.091	3.862	3.743
7/10/2021 6:36 AM	0.114	3.765	3.752
7/10/2021 6:42 AM	0.121	3.665	3.762
7/10/2021 6:48 AM	0.128	3.591	3.744
7/10/2021 6:54 AM	0.137	3.543	3.72
7/10/2021 7:00 AM	0.156	3.586	3.713
7/10/2021 7:06 AM	0.169	3.892	3.74
7/10/2021 7:12 AM	1.882	4.142	3.782
7/10/2021 7:18 AM	2.674	4.197	3.695
7/10/2021 7:24 AM	1.501	4.334	3.655
7/10/2021 7:30 AM	1.272	4.493	3.686
7/10/2021 7:36 AM	1.032	4.668	3.673
7/10/2021 7:42 AM	1.022	4.823	3.711
7/10/2021 7:48 AM	1.185	4.89	3.736
7/10/2021 7:54 AM	1.295	4.85	3.874
7/10/2021 8:00 AM	1.299	4.76	3.99
7/10/2021 8:06 AM	1.264	4.594	4.01
7/10/2021 8:12 AM	1.14	4.403	4.014
7/10/2021 8:18 AM	0.935	4.161	4.024
7/10/2021 8:24 AM	0.689	3.967	4.035
7/10/2021 8:30 AM	0.482	3.771	4.041
7/10/2021 8:36 AM	0.433	3.663	4.021
7/10/2021 8:42 AM	0.422	3.652	3.955
7/10/2021 8:48 AM	0.425	3.669	3.856
7/10/2021 8:54 AM	0.463	3.677	3.843

## Opacity Data Summary Report

**Company:** New York City D.E.P.  
 North River Wastewater Resource Recovery Facility  
 New York, NY 10031



**Data Group:** Valid Data  
**Report Name:** 3rd Quarter 2021

**Start of Report:** 7/1/2021 0:00  
**End of Report:** 9/30/2021 23:54

All Opacity Data

Date & Time	PE 1	PE 2	PE 4
	%	%	%
7/10/2021 9:00 AM	0.493	3.653	3.877
7/10/2021 9:06 AM	0.55	3.643	3.874
7/10/2021 9:12 AM	0.659	3.635	3.875
7/10/2021 9:18 AM	0.725	3.631	3.893
7/10/2021 9:24 AM	0.769	3.633	3.882
7/10/2021 9:30 AM	0.818	3.6	3.886
7/10/2021 9:36 AM	0.985	3.55	3.883
7/10/2021 9:42 AM	0.998	3.524	3.913
7/10/2021 9:48 AM	0.756	3.514	3.898
7/10/2021 9:54 AM	0.615	3.492	3.901
7/10/2021 10:00 AM	0.669	3.445	3.9
7/10/2021 10:06 AM	0.757	3.397	3.903
7/10/2021 10:12 AM	0.84	3.392	3.927
7/10/2021 10:18 AM	0.897	3.465	3.922
7/10/2021 10:24 AM	0.892	3.613	3.925
7/10/2021 10:30 AM	0.893	3.818	3.834
7/10/2021 10:36 AM	1.013	3.908	3.331
7/10/2021 10:42 AM	1.056	3.966	3.016
7/10/2021 10:48 AM	0.937	3.988	3.045
7/10/2021 10:54 AM	0.948	3.984	3.078
7/10/2021 11:00 AM	0.979	4.023	3.078
7/10/2021 11:06 AM	0.982	4.113	3.124
7/10/2021 11:12 AM	0.966	4.169	3.143
7/10/2021 11:18 AM	0.958	4.137	3.093
7/10/2021 11:24 AM	0.934	4.047	3.084
7/10/2021 11:30 AM	0.885	3.938	3.127
7/10/2021 11:36 AM	0.883	3.835	3.192
7/10/2021 11:42 AM	0.893	3.762	3.334
7/10/2021 11:48 AM	0.771	3.741	3.335
7/10/2021 11:54 AM	0.624	3.747	3.274
7/10/2021 12:00 PM	0.57	3.773	3.327
7/10/2021 12:06 PM	0.549	3.86	3.507
7/10/2021 12:12 PM	0.438	3.888	3.534
7/10/2021 12:18 PM	0.444	3.963	3.55
7/10/2021 12:24 PM	0.502	3.987	3.604
7/10/2021 12:30 PM	0.486	3.951	3.632
7/10/2021 12:36 PM	0.487	3.94	3.615
7/10/2021 12:42 PM	0.482	3.923	3.619
7/10/2021 12:48 PM	0.453	3.949	3.6
7/10/2021 12:54 PM	0.437	4.031	3.564
7/10/2021 1:00 PM	0.405	4.057	3.476
7/10/2021 1:06 PM	0.407	3.896	3.377
7/10/2021 1:12 PM	0.42	3.734	3.388
7/10/2021 1:18 PM	0.413	3.58	3.369
7/10/2021 1:24 PM	0.412	3.521	3.323
7/10/2021 1:30 PM	0.421	3.553	3.193
7/10/2021 1:36 PM	0.514	3.552	3.089
7/10/2021 1:42 PM	0.667	3.494	3.131
7/10/2021 1:48 PM	0.828	3.432	3.202
7/10/2021 1:54 PM	0.9	3.394	3.231



## Opacity Data Summary Report

**Company:** New York City D.E.P.  
North River Wastewater Resource Recovery Facility  
New York, NY 10031



**Data Group:** Valid Data  
**Report Name:** 3rd Quarter 2021

**Start of Report:** 7/1/2021 0:00  
**End of Report:** 9/30/2021 23:54

All Opacity Data

Date & Time	PE 1	PE 2	PE 4
	%	%	%
7/10/2021 2:00 PM	0.92	3.366	3.213
7/10/2021 2:06 PM	0.931	3.345	3.261
7/10/2021 2:12 PM	0.936	3.318	3.31
7/10/2021 2:18 PM	0.956	3.295	3.336
7/10/2021 2:24 PM	0.969	3.301	3.37
7/10/2021 2:30 PM	0.946	3.326	3.403
7/10/2021 2:36 PM	0.958	3.335	3.332
7/10/2021 2:42 PM	0.988	3.38	3.229
7/10/2021 2:48 PM	0.994	3.443	3.259
7/10/2021 2:54 PM	0.956	3.433	3.294
7/10/2021 3:00 PM	0.925	3.402	3.259
7/10/2021 3:06 PM	0.964	3.437	3.265
7/10/2021 3:12 PM	0.96	3.446	3.27
7/10/2021 3:18 PM	0.941	3.449	3.298
7/10/2021 3:24 PM	0.907	3.441	3.317
7/10/2021 3:30 PM	0.901	3.388	3.32
7/10/2021 3:36 PM	0.91	3.369	3.288
7/10/2021 3:42 PM	0.899	3.395	3.267
7/10/2021 3:48 PM	0.885	3.464	3.265
7/10/2021 3:54 PM	0.86	3.483	3.267
7/10/2021 4:00 PM	0.869	3.49	3.339
7/10/2021 4:06 PM	0.875	3.5	3.414
7/10/2021 4:12 PM	0.868	3.51	3.453
7/10/2021 4:18 PM	0.852	3.556	3.446
7/10/2021 4:24 PM	0.846	3.931	3.461
7/10/2021 4:30 PM	0.861	4.083	3.44
7/10/2021 4:36 PM	0.882	4.024	3.414
7/10/2021 4:42 PM	0.888	3.875	3.416
7/10/2021 4:48 PM	0.883	3.604	3.402
7/10/2021 4:54 PM	0.866	3.513	3.38
7/10/2021 5:00 PM	0.858	3.825	3.376
7/10/2021 5:06 PM	0.853	4.228	3.376
7/10/2021 5:12 PM	0.846	4.395	3.362
7/10/2021 5:18 PM	0.849	4.452	3.38
7/10/2021 5:24 PM	0.862	4.701	3.422
7/10/2021 5:30 PM	0.878	5.082	3.427
7/10/2021 5:36 PM	0.877	5.458	3.454
7/10/2021 5:42 PM	0.9	5.71	3.479
7/10/2021 5:48 PM	0.93	5.754	3.502
7/10/2021 5:54 PM	0.911	5.75	3.523
7/10/2021 6:00 PM	0.897	5.743	3.533
7/10/2021 6:06 PM	0.894	5.711	3.527
7/10/2021 6:12 PM	0.884	5.667	3.505
7/10/2021 6:18 PM	0.881	5.58	3.489
7/10/2021 6:24 PM	0.847	5.516	3.419
7/10/2021 6:30 PM	0.805	5.503	3.353
7/10/2021 6:36 PM	0.805	5.499	3.411
7/10/2021 6:42 PM	0.858	5.509	3.468
7/10/2021 6:48 PM	0.879	5.493	3.469
7/10/2021 6:54 PM	0.861	5.464	3.435

## Opacity Data Summary Report

**Company:** New York City D.E.P.  
North River Wastewater Resource Recovery Facility  
New York, NY 10031



**Data Group:** Valid Data  
**Report Name:** 3rd Quarter 2021

**Start of Report:** 7/1/2021 0:00  
**End of Report:** 9/30/2021 23:54

All Opacity Data

Date & Time	PE 1	PE 2	PE 4
	%	%	%
7/10/2021 7:00 PM	0.868	5.453	3.459
7/10/2021 7:06 PM	0.851	5.433	3.489
7/10/2021 7:12 PM	0.797	5.387	3.5
7/10/2021 7:18 PM	0.777	5.364	3.449
7/10/2021 7:24 PM	0.785	5.376	3.661
7/10/2021 7:30 PM	0.809	5.37	3.708
7/10/2021 7:36 PM	0.746	5.202	3.752
7/10/2021 7:42 PM	0.735	5.047	3.884
7/10/2021 7:48 PM	0.851	5.211	3.675
7/10/2021 7:54 PM	0.931	5.37	3.628
7/10/2021 8:00 PM	1.441	5.539	3.6
7/10/2021 8:06 PM	1.646	5.601	3.67
7/10/2021 8:12 PM	1.381	5.562	4.406
7/10/2021 8:18 PM	1.552	5.551	5.042
7/10/2021 8:24 PM	1.638	5.533	4.671
7/10/2021 8:30 PM	1.531	5.516	4.346
7/10/2021 8:36 PM	1.455	5.481	4.307
7/10/2021 8:42 PM	1.326	5.463	4.165
7/10/2021 8:48 PM	1.16	5.45	4.119
7/10/2021 8:54 PM	1.124	5.404	4.134
7/10/2021 9:00 PM	1.146	5.33	4.1
7/10/2021 9:06 PM	1.128	5.207	4.05
7/10/2021 9:12 PM	1.111	5.072	4.148
7/10/2021 9:18 PM	1.127	4.944	4.136
7/10/2021 9:24 PM	1.201	4.818	4.144
7/10/2021 9:30 PM	1.174	4.655	4.036
7/10/2021 9:36 PM	1.095	4.539	4.027
7/10/2021 9:42 PM	1.105	4.416	4.024
7/10/2021 9:48 PM	1.107	4.316	3.94
7/10/2021 9:54 PM	1.1	4.202	3.89
7/10/2021 10:00 PM	1.077	4.089	3.988
7/10/2021 10:06 PM	1.027	3.989	3.997
7/10/2021 10:12 PM	0.983	3.896	4.028
7/10/2021 10:18 PM	1.052	3.808	4.054
7/10/2021 10:24 PM	1.064	3.728	4.067
7/10/2021 10:30 PM	1.06	3.673	4.078
7/10/2021 10:36 PM	1.027	3.634	4.059
7/10/2021 10:42 PM	0.603	3.603	3.496
7/10/2021 10:48 PM	0.259	3.584	3.192
7/10/2021 10:54 PM	0.271	3.548	3.491
7/10/2021 11:00 PM	0.307	3.464	3.545
7/10/2021 11:06 PM	0.343	3.371	3.548
7/10/2021 11:12 PM	0.441	3.311	3.576
7/10/2021 11:18 PM	0.561	3.248	3.604
7/10/2021 11:24 PM	0.64	3.206	3.611
7/10/2021 11:30 PM	0.711	3.169	3.603
7/10/2021 11:36 PM	0.769	3.142	3.62
7/10/2021 11:42 PM	0.815	3.114	3.576
7/10/2021 11:48 PM	0.813	3.093	3.56
7/10/2021 11:54 PM	0.775	3.07	3.592

## Opacity Data Summary Report

**Company:** New York City D.E.P.  
North River Wastewater Resource Recovery Facility  
New York, NY 10031



**Data Group:** Valid Data  
**Report Name:** 3rd Quarter 2021

**Start of Report:** 7/1/2021 0:00  
**End of Report:** 9/30/2021 23:54

All Opacity Data

Date & Time	PE 1	PE 2	PE 4
	%	%	%
7/11/2021 12:00 AM	0.784	3.039	3.562
7/11/2021 12:06 AM	0.769	3.033	3.512
7/11/2021 12:12 AM	0.779	3.041	3.476
7/11/2021 12:18 AM	0.799	3.029	3.523
7/11/2021 12:24 AM	0.767	3.002	3.505
7/11/2021 12:30 AM	0.782	2.979	3.466
7/11/2021 12:36 AM	0.804	2.939	3.461
7/11/2021 12:42 AM	0.799	2.916	3.505
7/11/2021 12:48 AM	0.784	2.913	3.516
7/11/2021 12:54 AM	0.767	2.909	3.494
7/11/2021 1:00 AM	0.739	2.895	3.468
7/11/2021 1:06 AM	0.713	2.871	3.464
7/11/2021 1:12 AM	0.717	2.851	3.441
7/11/2021 1:18 AM	0.495	2.857	3.407
7/11/2021 1:24 AM	0.262	2.876	3.388
7/11/2021 1:30 AM	0.341	2.903	3.096
7/11/2021 1:36 AM	0.483	2.924	2.579
7/11/2021 1:42 AM	0.648	2.939	2.29
7/11/2021 1:48 AM	0.784	2.926	2.345
7/11/2021 1:54 AM	0.902	2.894	2.439
7/11/2021 2:00 AM	0.99	2.873	2.499
7/11/2021 2:06 AM	1.038	2.855	2.587
7/11/2021 2:12 AM	1.102	2.841	2.715
7/11/2021 2:18 AM	1.072	2.832	2.792
7/11/2021 2:24 AM	1.024	2.825	2.792
7/11/2021 2:30 AM	1.041	2.821	2.788
7/11/2021 2:36 AM	1.041	2.821	2.804
7/11/2021 2:42 AM	1.027	2.818	2.814
7/11/2021 2:48 AM	1.022	2.816	2.808
7/11/2021 2:54 AM	1.015	2.815	2.826
7/11/2021 3:00 AM	1.013	2.826	2.868
7/11/2021 3:06 AM	0.877	2.844	3.4
7/11/2021 3:12 AM	0.37	2.857	3.655
7/11/2021 3:18 AM	-0.014	2.867	3.574
7/11/2021 3:24 AM	-0.184	2.873	3.563
7/11/2021 3:30 AM	-0.239	2.877	3.556
7/11/2021 3:36 AM	-0.239	2.88	3.518
7/11/2021 3:42 AM	-0.193	2.886	3.482
7/11/2021 3:48 AM	-0.128	2.895	3.476
7/11/2021 3:54 AM	-0.117	2.891	3.45
7/11/2021 4:00 AM	-0.09	2.89	3.426
7/11/2021 4:06 AM	-0.021	2.899	3.435
7/11/2021 4:12 AM	0.014	2.908	3.443
7/11/2021 4:18 AM	0.038	2.901	3.492
7/11/2021 4:24 AM	0.075	2.895	3.592
7/11/2021 4:30 AM	0.093	2.891	3.6
7/11/2021 4:36 AM	0.135	2.888	3.544

## Opacity Data Summary Report

**Company:** New York City D.E.P.  
North River Wastewater Resource Recovery Facility  
New York, NY 10031



**Data Group:** Valid Data  
**Report Name:** 3rd Quarter 2021

**Start of Report:** 7/1/2021 0:00  
**End of Report:** 9/30/2021 23:54

All Opacity Data

Date & Time	PE 1	PE 2	PE 4
	%	%	%
7/11/2021 4:42 AM	0.171	2.897	3.47
7/11/2021 4:48 AM	0.169	2.904	3.405
7/11/2021 4:54 AM	0.174	2.91	3.409
7/11/2021 5:00 AM	0.23	2.918	3.398
7/11/2021 5:06 AM	0.259	2.934	3.369
7/11/2021 5:12 AM	0.236	2.959	3.42
7/11/2021 5:18 AM	0.258	2.997	3.508
7/11/2021 5:24 AM	0.306	3.027	3.452
7/11/2021 5:30 AM	0.321	3.042	3.393
7/11/2021 5:36 AM	0.324	3.062	3.406
7/11/2021 5:42 AM	0.342	3.089	3.532
7/11/2021 5:48 AM	0.327	3.117	3.684
7/11/2021 5:54 AM	0.33	3.135	3.676
7/11/2021 6:00 AM	0.371	3.142	3.726
7/11/2021 6:06 AM	0.38	3.149	3.663
7/11/2021 6:12 AM	0.393	3.167	3.456
7/11/2021 6:18 AM	0.391	3.195	3.425
7/11/2021 6:24 AM	0.413	3.226	3.401
7/11/2021 6:30 AM	0.438	3.254	3.348
7/11/2021 6:36 AM	0.434	3.27	3.375
7/11/2021 6:42 AM	0.428	3.283	3.315
7/11/2021 6:48 AM	0.464	3.298	3.217
7/11/2021 6:54 AM	0.472	3.297	3.256
7/11/2021 7:00 AM	0.469	3.302	3.367
7/11/2021 7:06 AM	0.448	3.31	3.369
7/11/2021 7:12 AM	0.469	3.319	3.359
7/11/2021 7:18 AM	0.493	3.331	3.328
7/11/2021 7:24 AM	0.515	3.338	3.313
7/11/2021 7:30 AM	0.522	3.346	3.281
7/11/2021 7:36 AM	0.502	3.377	3.205
7/11/2021 7:42 AM	0.486	3.407	3.195
7/11/2021 7:48 AM	0.472	3.402	3.241
7/11/2021 7:54 AM	0.499	3.405	3.26
7/11/2021 8:00 AM	0.512	3.448	3.228
7/11/2021 8:06 AM	0.474	3.493	3.251
7/11/2021 8:12 AM	0.478	3.524	3.235
7/11/2021 8:18 AM	0.48	3.566	3.208
7/11/2021 8:24 AM	0.468	3.611	3.214
7/11/2021 8:30 AM	0.489	3.629	3.207
7/11/2021 8:36 AM	0.515	3.644	3.252
7/11/2021 8:42 AM	0.5	3.671	3.168
7/11/2021 8:48 AM	0.481	3.676	3.102
7/11/2021 8:54 AM	0.506	3.674	3.189
7/11/2021 9:00 AM	0.515	3.667	3.252
7/11/2021 9:06 AM	0.524	3.649	3.274
7/11/2021 9:12 AM	0.53	3.663	3.201
7/11/2021 9:18 AM	0.494	3.7	3.107
7/11/2021 9:24 AM	0.481	3.719	3.13
7/11/2021 9:30 AM	0.495	3.722	3.117

## Opacity Data Summary Report

**Company:** New York City D.E.P.  
North River Wastewater Resource Recovery Facility  
New York, NY 10031



**Data Group:** Valid Data  
**Report Name:** 3rd Quarter 2021

**Start of Report:** 7/1/2021 0:00  
**End of Report:** 9/30/2021 23:54

All Opacity Data

Date & Time	PE 1	PE 2	PE 4
	%	%	%
7/11/2021 9:36 AM	0.508	3.697	3.133
7/11/2021 9:42 AM	0.561	3.722	3.206
7/11/2021 9:48 AM	0.548	3.754	3.216
7/11/2021 9:54 AM	0.522	3.771	3.177
7/11/2021 10:00 AM	0.517	3.79	3.338
7/11/2021 10:06 AM	0.535	3.816	3.39
7/11/2021 10:12 AM	0.529	3.897	3.317
7/11/2021 10:18 AM	0.506	4.025	3.267
7/11/2021 10:24 AM	0.498	4.151	3.269
7/11/2021 10:30 AM	0.481	4.25	3.334
7/11/2021 10:36 AM	0.468	4.276	3.316
7/11/2021 10:42 AM	0.457	4.222	3.327
7/11/2021 10:48 AM	0.458	4.122	3.371
7/11/2021 10:54 AM	0.457	4.088	3.416
7/11/2021 11:00 AM	0.46	4.146	3.413
7/11/2021 11:06 AM	0.468	4.238	3.385
7/11/2021 11:12 AM	0.464	4.268	3.384
7/11/2021 11:18 AM	0.469	4.294	3.38
7/11/2021 11:24 AM	0.473	4.362	3.39
7/11/2021 11:30 AM	0.473	4.42	3.416
7/11/2021 11:36 AM	0.462	4.388	3.446
7/11/2021 11:42 AM	0.504	4.347	3.455
7/11/2021 11:48 AM	0.534	4.302	3.469
7/11/2021 11:54 AM	0.525	4.265	3.54
7/11/2021 12:00 PM	0.511	4.246	3.575
7/11/2021 12:06 PM	0.516	4.224	3.475
7/11/2021 12:12 PM	0.532	4.265	3.41
7/11/2021 12:18 PM	0.519	4.299	3.388
7/11/2021 12:24 PM	0.5	4.286	3.4
7/11/2021 12:30 PM	0.518	4.261	3.43
7/11/2021 12:36 PM	0.542	4.221	3.54
7/11/2021 12:42 PM	0.541	4.229	3.513
7/11/2021 12:48 PM	0.55	4.318	3.334
7/11/2021 12:54 PM	0.57	4.393	3.37
7/11/2021 1:00 PM	0.558	4.428	3.407
7/11/2021 1:06 PM	0.539	4.48	3.371
7/11/2021 1:12 PM	0.533	4.522	3.43
7/11/2021 1:18 PM	0.528	4.523	3.434
7/11/2021 1:24 PM	0.524	4.518	3.363
7/11/2021 1:30 PM	0.535	4.483	3.402
7/11/2021 1:36 PM	0.556	4.412	3.269
7/11/2021 1:42 PM	0.54	4.319	3.161
7/11/2021 1:48 PM	0.505	4.223	3.152
7/11/2021 1:54 PM	0.488	4.172	3.11
7/11/2021 2:00 PM	0.504	4.084	3.115
7/11/2021 2:06 PM	0.496	3.806	3.135
7/11/2021 2:12 PM	0.488	3.617	3.063
7/11/2021 2:18 PM	0.483	3.542	3.103
7/11/2021 2:24 PM	0.466	3.557	3.119
7/11/2021 2:30 PM	0.467	3.672	2.875

**Opacity Data Summary Report**

**Company:** New York City D.E.P.  
 North River Wastewater Resource Recovery Facility  
 New York, NY 10031



**Data Group:** Valid Data  
**Report Name:** 3rd Quarter 2021

**Start of Report:** 7/1/2021 0:00  
**End of Report:** 9/30/2021 23:54

All Opacity Data

Date & Time	PE 1	PE 2	PE 4
	%	%	%
7/11/2021 2:36 PM	0.483	3.708	2.841
7/11/2021 2:42 PM	0.498	3.629	2.923
7/11/2021 2:48 PM	0.515	3.588	2.952
7/11/2021 2:54 PM	0.535	3.597	2.978
7/11/2021 3:00 PM	0.522	3.594	2.96
7/11/2021 3:06 PM	0.526	3.553	2.949
7/11/2021 3:12 PM	0.532	3.492	2.973
7/11/2021 3:18 PM	0.519	3.426	3.01
7/11/2021 3:24 PM	0.515	3.38	3.008
7/11/2021 3:30 PM	0.521	3.408	3.021
7/11/2021 3:36 PM	0.503	3.447	3.043
7/11/2021 3:42 PM	0.485	3.49	3.057
7/11/2021 3:48 PM	0.469	3.557	3.037
7/11/2021 3:54 PM	0.446	3.658	3.03
7/11/2021 4:00 PM	0.454	3.636	3.048
7/11/2021 4:06 PM	0.483	3.55	3.093
7/11/2021 4:12 PM	0.51	3.51	3.146
7/11/2021 4:18 PM	0.514	3.574	3.162
7/11/2021 4:24 PM	0.518	3.836	3.142
7/11/2021 4:30 PM	0.528	3.972	3.079
7/11/2021 4:36 PM	0.504	4	3.01
7/11/2021 4:42 PM	0.519	4.119	2.983
7/11/2021 4:48 PM	0.546	4.25	2.988
7/11/2021 4:54 PM	0.568	4.415	2.993
7/11/2021 5:00 PM	0.554	4.566	2.964
7/11/2021 5:06 PM	0.55	4.652	2.982
7/11/2021 5:12 PM	0.566	4.646	2.972
7/11/2021 5:18 PM	0.572	4.626	2.943
7/11/2021 5:24 PM	0.59	4.731	2.949
7/11/2021 5:30 PM	0.596	4.833	2.981
7/11/2021 5:36 PM	0.619	4.97	2.974
7/11/2021 5:42 PM	0.652	5.094	2.965
7/11/2021 5:48 PM	0.673	5.183	2.973
7/11/2021 5:54 PM	0.671	5.24	2.999
7/11/2021 6:00 PM	0.677	5.237	2.991
7/11/2021 6:06 PM	0.676	5.225	2.96
7/11/2021 6:12 PM	0.697	5.223	2.947
7/11/2021 6:18 PM	0.702	5.209	2.98
7/11/2021 6:24 PM	0.702	5.207	2.97
7/11/2021 6:30 PM	0.703	5.211	2.962
7/11/2021 6:36 PM	0.694	5.217	2.989
7/11/2021 6:42 PM	0.676	5.223	2.999
7/11/2021 6:48 PM	0.665	5.213	3.014
7/11/2021 6:54 PM	0.685	5.198	3.103
7/11/2021 7:00 PM	0.704	5.179	3.099
7/11/2021 7:06 PM	0.708	5.158	3.07
7/11/2021 7:12 PM	0.705	5.138	3.06
7/11/2021 7:18 PM	0.707	5.085	3.053
7/11/2021 7:24 PM	0.71	5.043	3.1
7/11/2021 7:30 PM	0.704	5.004	3.134

## Opacity Data Summary Report

**Company:** New York City D.E.P.  
North River Wastewater Resource Recovery Facility  
New York, NY 10031



**Data Group:** Valid Data  
**Report Name:** 3rd Quarter 2021

**Start of Report:** 7/1/2021 0:00  
**End of Report:** 9/30/2021 23:54

All Opacity Data

Date & Time	PE 1	PE 2	PE 4
	%	%	%
7/11/2021 7:36 PM	0.673	4.888	3.103
7/11/2021 7:42 PM	0.663	4.795	3.066
7/11/2021 7:48 PM	0.685	4.807	3.093
7/11/2021 7:54 PM	0.69	4.812	3.113
7/11/2021 8:00 PM	0.692	4.825	3.12
7/11/2021 8:06 PM	0.683	4.823	3.167
7/11/2021 8:12 PM	0.69	4.82	3.178
7/11/2021 8:18 PM	0.692	4.846	3.2
7/11/2021 8:24 PM	0.68	4.868	3.191
7/11/2021 8:30 PM	0.686	4.871	3.177
7/11/2021 8:36 PM	0.718	4.889	3.187
7/11/2021 8:42 PM	0.721	4.929	3.172
7/11/2021 8:48 PM	0.705	4.95	3.177
7/11/2021 8:54 PM	0.704	4.947	3.197
7/11/2021 9:00 PM	0.7	4.92	3.134
7/11/2021 9:06 PM	0.704	4.907	3.105
7/11/2021 9:12 PM	0.712	4.93	3.121
7/11/2021 9:18 PM	0.71	4.938	3.122
7/11/2021 9:24 PM	0.721	4.942	3.116
7/11/2021 9:30 PM	0.735	4.951	3.153
7/11/2021 9:36 PM	0.741	4.957	3.165
7/11/2021 9:42 PM	0.75	4.957	3.177
7/11/2021 9:48 PM	0.775	4.956	3.252
7/11/2021 9:54 PM	0.8	4.98	3.279
7/11/2021 10:00 PM	0.817	5.014	3.264
7/11/2021 10:06 PM	0.809	5.008	3.263
7/11/2021 10:12 PM	0.803	4.99	3.301
7/11/2021 10:18 PM	0.8	4.982	4.448
7/11/2021 10:24 PM	0.796	4.975	5.196
7/11/2021 10:30 PM	0.781	4.966	4.354
7/11/2021 10:36 PM	0.75	4.958	4.18
7/11/2021 10:42 PM	0.746	4.961	4.16
7/11/2021 10:48 PM	0.75	4.972	4.105
7/11/2021 10:54 PM	0.755	4.982	4.02
7/11/2021 11:00 PM	0.763	5.005	3.904
7/11/2021 11:06 PM	0.771	5.036	3.826
7/11/2021 11:12 PM	0.762	5.051	3.803
7/11/2021 11:18 PM	0.753	5.063	3.798
7/11/2021 11:24 PM	0.751	5.086	3.788
7/11/2021 11:30 PM	0.759	5.12	3.763
7/11/2021 11:36 PM	0.763	5.156	3.763
7/11/2021 11:42 PM	0.76	5.175	3.772
7/11/2021 11:48 PM	0.752	5.185	3.733
7/11/2021 11:54 PM	0.755	5.198	3.741
7/12/2021 12:00 AM	0.759	5.202	3.727
7/12/2021 12:06 AM	0.748	5.191	3.606
7/12/2021 12:12 AM	0.758	5.136	3.553
7/12/2021 12:18 AM	0.788	5.017	3.493
7/12/2021 12:24 AM	0.789	4.923	3.55
7/12/2021 12:30 AM	0.793	4.916	3.573

## Opacity Data Summary Report

**Company:** New York City D.E.P.  
North River Wastewater Resource Recovery Facility  
New York, NY 10031



**Data Group:** Valid Data  
**Report Name:** 3rd Quarter 2021

**Start of Report:** 7/1/2021 0:00  
**End of Report:** 9/30/2021 23:54

All Opacity Data

Date & Time	PE 1	PE 2	PE 4
	%	%	%
7/12/2021 12:36 AM	0.809	4.899	3.56
7/12/2021 12:42 AM	0.828	4.8	3.601
7/12/2021 12:48 AM	0.821	4.728	3.613
7/12/2021 12:54 AM	0.813	4.719	3.567
7/12/2021 1:00 AM	0.81	4.741	3.386
7/12/2021 1:06 AM	0.794	4.761	3.122
7/12/2021 1:12 AM	0.776	4.791	2.992
7/12/2021 1:18 AM	0.764	4.838	3.096
7/12/2021 1:24 AM	0.767	4.885	3.248
7/12/2021 1:30 AM	0.863	4.91	3.685
7/12/2021 1:36 AM	1.024	4.984	3.95
7/12/2021 1:42 AM	1.092	4.986	3.767
7/12/2021 1:48 AM	1.09	5.009	3.858
7/12/2021 1:54 AM	1.153	5.177	3.869
7/12/2021 2:00 AM	1.153	5.307	3.968
7/12/2021 2:06 AM	1.135	5.42	4.001
7/12/2021 2:12 AM	1.152	5.576	3.868
7/12/2021 2:18 AM	1.158	5.766	3.843
7/12/2021 2:24 AM	1.127	5.938	3.929
7/12/2021 2:30 AM	1.063	6.038	3.94
7/12/2021 2:36 AM	0.977	6.108	3.936
7/12/2021 2:42 AM	0.923	6.165	3.992
7/12/2021 2:48 AM	0.887	6.229	4.031
7/12/2021 2:54 AM	0.856	6.303	3.949
7/12/2021 3:00 AM	0.829	6.336	3.914
7/12/2021 3:06 AM	0.817	6.334	3.956
7/12/2021 3:12 AM	0.806	6.338	3.97
7/12/2021 3:18 AM	0.801	6.328	3.952
7/12/2021 3:24 AM	0.784	6.304	3.924
7/12/2021 3:30 AM	0.762	6.261	3.878
7/12/2021 3:36 AM	0.75	6.201	3.918
7/12/2021 3:42 AM	0.753	6.128	3.921
7/12/2021 3:48 AM	0.744	6.054	3.806
7/12/2021 3:54 AM	0.731	5.993	3.766
7/12/2021 4:00 AM	0.736	5.937	3.731
7/12/2021 4:06 AM	0.74	5.885	3.737
7/12/2021 4:12 AM	0.745	5.837	3.717
7/12/2021 4:18 AM	0.75	5.775	3.774
7/12/2021 4:24 AM	0.739	5.708	3
7/12/2021 4:30 AM	0.725	5.648	1.89
7/12/2021 4:36 AM	0.718	5.599	1.948
7/12/2021 4:42 AM	0.703	5.541	2.024
7/12/2021 4:48 AM	0.704	5.502	2.12
7/12/2021 4:54 AM	0.701	5.475	2.176
7/12/2021 5:00 AM	0.707	5.461	2.226
7/12/2021 5:06 AM	0.713	5.463	2.836
7/12/2021 5:12 AM	0.725	5.471	3.297
7/12/2021 5:18 AM	0.728	5.538	3.17
7/12/2021 5:24 AM	0.718	5.863	3.109
7/12/2021 5:30 AM	0.697	6.228	3.066



## Opacity Data Summary Report

**Company:** New York City D.E.P.  
North River Wastewater Resource Recovery Facility  
New York, NY 10031



**Data Group:** Valid Data  
**Report Name:** 3rd Quarter 2021

**Start of Report:** 7/1/2021 0:00  
**End of Report:** 9/30/2021 23:54

All Opacity Data

Date & Time	PE 1	PE 2	PE 4
	%	%	%
7/12/2021 5:36 AM	0.68	6.293	3.081
7/12/2021 5:42 AM	0.692	6.153	3.083
7/12/2021 5:48 AM	0.701	6.181	3.114
7/12/2021 5:54 AM	0.707	6.319	3.115
7/12/2021 6:00 AM	0.709	6.389	3.124
7/12/2021 6:06 AM	0.716	6.427	3.126
7/12/2021 6:12 AM	0.706	6.37	3.074
7/12/2021 6:18 AM	0.693	6.205	3.101
7/12/2021 6:24 AM	0.697	5.861	3.188
7/12/2021 6:30 AM	0.699	5.452	3.23
7/12/2021 6:36 AM	0.692	5.044	3.194
7/12/2021 6:42 AM	0.686	4.674	3.217
7/12/2021 6:48 AM	0.691	4.399	3.267
7/12/2021 6:54 AM	0.69	4.138	3.258
7/12/2021 7:00 AM	0.685	3.995	3.327
7/12/2021 7:06 AM	0.689	3.925	3.334
7/12/2021 7:12 AM	0.699	3.913	3.298
7/12/2021 7:18 AM	0.706	4.138	3.305
7/12/2021 7:24 AM	0.726	4.957	3.273
7/12/2021 7:30 AM	0.735	5.805	3.242
7/12/2021 7:36 AM	0.713	5.835	3.238
7/12/2021 7:42 AM	0.708	5.395	3.246
7/12/2021 7:48 AM	0.713	5.1	3.227
7/12/2021 7:54 AM	0.709	4.97	3.195
7/12/2021 8:00 AM	0.702	5.026	3.2
7/12/2021 8:06 AM	0.697	5.176	3.224
7/12/2021 8:12 AM	0.697	5.151	3.267
7/12/2021 8:18 AM	0.698	4.858	3.249
7/12/2021 8:24 AM	0.698	4.495	3.255
7/12/2021 8:30 AM	0.718	4.152	3.321
7/12/2021 8:36 AM	0.739	3.826	3.328
7/12/2021 8:42 AM	0.75	3.576	3.334
7/12/2021 8:48 AM	0.752	3.409	3.387
7/12/2021 8:54 AM	0.752	3.332	3.405
7/12/2021 9:00 AM	0.752	3.371	3.386
7/12/2021 9:06 AM	0.749	3.474	3.42
7/12/2021 9:12 AM	0.741	3.579	3.499
7/12/2021 9:18 AM	0.739	3.711	3.495
7/12/2021 9:24 AM	0.729	3.794	3.419
7/12/2021 9:30 AM	0.718	3.803	3.403
7/12/2021 9:36 AM	0.715	3.742	3.455
7/12/2021 9:42 AM	0.719	3.543	3.495
7/12/2021 9:48 AM	0.716	3.328	3.507
7/12/2021 9:54 AM	0.71	3.206	3.496
7/12/2021 10:00 AM	0.719	3.138	3.495
7/12/2021 10:06 AM	0.731	3.081	3.478
7/12/2021 10:12 AM	0.733	3.005	3.568
7/12/2021 10:18 AM	0.735	2.906	3.578
7/12/2021 10:24 AM	0.731	2.828	3.601
7/12/2021 10:30 AM	0.731	2.759	3.607

## Opacity Data Summary Report

**Company:** New York City D.E.P.  
North River Wastewater Resource Recovery Facility  
New York, NY 10031



**Data Group:** Valid Data  
**Report Name:** 3rd Quarter 2021

**Start of Report:** 7/1/2021 0:00  
**End of Report:** 9/30/2021 23:54

All Opacity Data

Date & Time	PE 1	PE 2	PE 4
	%	%	%
7/12/2021 10:36 AM	0.734	2.72	3.515
7/12/2021 10:42 AM	0.746	2.691	3.505
7/12/2021 10:48 AM	0.753	2.675	3.528
7/12/2021 10:54 AM	0.76	2.669	3.565
7/12/2021 11:00 AM	0.763	2.661	3.583
7/12/2021 11:06 AM	0.755	2.647	3.51
7/12/2021 11:12 AM	0.746	2.704	3.466
7/12/2021 11:18 AM	0.746	2.888	3.501
7/12/2021 11:24 AM	0.743	3.106	3.485
7/12/2021 11:30 AM	4.895	3.271	3.484
7/12/2021 11:36 AM	10.41	3.402	3.513
7/12/2021 11:42 AM	8.334	3.476	2.248
7/12/2021 11:48 AM	4.987	3.527	1.037
7/12/2021 11:54 AM	3.24	3.578	0.839
7/12/2021 12:00 PM	2.653	3.578	0.855
7/12/2021 12:06 PM	1.002	3.492	0.856
7/12/2021 12:12 PM	1.234	3.457	0.855
7/12/2021 12:18 PM	1.091	3.419	0.844
7/12/2021 12:24 PM	0.491	3.378	0.844
7/12/2021 12:30 PM	0.306	3.308	0.856
7/12/2021 12:36 PM	0.335	3.259	0.859
7/12/2021 12:42 PM	0.415	3.226	0.866
7/12/2021 12:48 PM	0.545	3.122	0.855
7/12/2021 12:54 PM	0.618	3.072	0.826
7/12/2021 1:00 PM	0.595	3.037	0.824
7/12/2021 1:06 PM	0.529	2.9	0.836
7/12/2021 1:12 PM	0.508	2.742	0.849
7/12/2021 1:18 PM	0.453	2.671	0.84
7/12/2021 1:24 PM	0.397	2.685	0.817
7/12/2021 1:30 PM	0.381	2.735	0.824
7/12/2021 1:36 PM	0.327	2.728	0.852
7/12/2021 1:42 PM	0.23	2.728	0.835
7/12/2021 1:48 PM	0.137	2.733	0.821
7/12/2021 1:54 PM	0.128	2.716	0.831
7/12/2021 2:00 PM	0.102	2.682	0.84
7/12/2021 2:06 PM	0.083	2.655	0.838
7/12/2021 2:12 PM	0.106	2.646	0.831
7/12/2021 2:18 PM	0.064	2.654	0.838
7/12/2021 2:24 PM	0.048	2.764	0.833
7/12/2021 2:30 PM	0.054	2.885	0.832
7/12/2021 2:36 PM	0.011	2.901	0.825
7/12/2021 2:42 PM	-0.005	2.954	0.814
7/12/2021 2:48 PM	0.022	3.099	0.838
7/12/2021 2:54 PM	-0.013	3.221	0.864
7/12/2021 3:00 PM	-0.004	2.887	0.87
7/12/2021 3:06 PM	0.036	2.609	0.883
7/12/2021 3:12 PM	0.042	2.804	0.878
7/12/2021 3:18 PM	0.057	2.58	0.902
7/12/2021 3:24 PM	0.073	2.356	0.939
7/12/2021 3:30 PM	0.051	2.544	0.948

## Opacity Data Summary Report

**Company:** New York City D.E.P.  
North River Wastewater Resource Recovery Facility  
New York, NY 10031



**Data Group:** Valid Data  
**Report Name:** 3rd Quarter 2021

**Start of Report:** 7/1/2021 0:00  
**End of Report:** 9/30/2021 23:54

All Opacity Data

Date & Time	PE 1	PE 2	PE 4
	%	%	%
7/12/2021 3:36 PM	0.05	2.825	0.972
7/12/2021 3:42 PM	0.032	3.018	0.984
7/12/2021 3:48 PM	-0.015	3.215	0.979
7/12/2021 3:54 PM	-0.009	3.342	0.992
7/12/2021 4:00 PM	-0.049	3.478	0.987
7/12/2021 4:06 PM	-0.056	3.695	0.955
7/12/2021 4:12 PM	-0.065	4.001	0.936
7/12/2021 4:18 PM	-0.086	4.424	0.921
7/12/2021 4:24 PM	-0.102	4.848	0.898
7/12/2021 4:30 PM	-0.111	5.086	0.901
7/12/2021 4:36 PM	-0.149	5.181	0.908
7/12/2021 4:42 PM	-0.116	5.231	0.891
7/12/2021 4:48 PM	-0.058	5.241	0.9
7/12/2021 4:54 PM	-0.062	5.176	0.908
7/12/2021 5:00 PM	-0.088	5.088	0.908
7/12/2021 5:06 PM	-0.101	5.067	0.915
7/12/2021 5:12 PM	-0.117	5.053	0.913
7/12/2021 5:18 PM	-0.125	5.02	0.905
7/12/2021 5:24 PM	-0.118	4.951	0.904
7/12/2021 5:30 PM	-0.119	4.841	0.91
7/12/2021 5:36 PM	-0.141	4.734	0.908
7/12/2021 5:42 PM	-0.181	4.66	0.911
7/12/2021 5:48 PM	-0.191	4.604	0.928
7/12/2021 5:54 PM	-0.157	4.573	0.936
7/12/2021 6:00 PM	-0.132	4.462	0.918
7/12/2021 6:06 PM	-0.14	4.06	0.931
7/12/2021 6:12 PM	-0.106	3.671	0.954
7/12/2021 6:18 PM	-0.133	3.505	0.954
7/12/2021 6:24 PM	-0.135	3.451	0.953
7/12/2021 6:30 PM	-0.132	3.5	0.946
7/12/2021 6:36 PM	-0.134	3.616	0.943
7/12/2021 6:42 PM	-0.115	3.76	0.957
7/12/2021 6:48 PM	-0.112	3.911	0.972
7/12/2021 6:54 PM	-0.139	4.041	0.966
7/12/2021 7:00 PM	-0.15	4.137	0.962
7/12/2021 7:06 PM	-0.14	4.184	0.973
7/12/2021 7:12 PM	-0.139	4.205	0.986
7/12/2021 7:18 PM	-0.138	4.217	0.984
7/12/2021 7:24 PM	-0.15	4.225	0.988
7/12/2021 7:30 PM	-0.171	4.237	0.993
7/12/2021 7:36 PM	-0.151	4.254	1.004
7/12/2021 7:42 PM	-0.143	4.28	1.006
7/12/2021 7:48 PM	-0.155	4.306	1.009
7/12/2021 7:54 PM	-0.168	4.317	1.011
7/12/2021 8:00 PM	-0.159	4.302	1.013
7/12/2021 8:06 PM	-0.156	4.253	1.014
7/12/2021 8:12 PM	-0.153	4.225	1.024
7/12/2021 8:18 PM	-0.16	4.235	1.034
7/12/2021 8:24 PM	-0.146	4.216	1.044
7/12/2021 8:30 PM	-0.177	4.184	1.053

## Opacity Data Summary Report

**Company:** New York City D.E.P.  
North River Wastewater Resource Recovery Facility  
New York, NY 10031



**Data Group:** Valid Data  
**Report Name:** 3rd Quarter 2021

**Start of Report:** 7/1/2021 0:00  
**End of Report:** 9/30/2021 23:54

All Opacity Data

Date & Time	PE 1	PE 2	PE 4
	%	%	%
7/12/2021 8:36 PM	-0.17	4.166	1.049
7/12/2021 8:42 PM	-0.151	4.188	1.04
7/12/2021 8:48 PM	-0.176	4.254	1.037
7/12/2021 8:54 PM	-0.187	4.33	1.042
7/12/2021 9:00 PM	-0.167	4.401	1.041
7/12/2021 9:06 PM	-0.163	4.429	1.048
7/12/2021 9:12 PM	-0.155	4.433	1.051
7/12/2021 9:18 PM	-0.144	4.453	1.058
7/12/2021 9:24 PM	-0.159	4.475	1.062
7/12/2021 9:30 PM	-0.153	4.434	1.067
7/12/2021 9:36 PM	-0.191	4.307	1.071
7/12/2021 9:42 PM	-0.191	4.234	1.076
7/12/2021 9:48 PM	-0.191	4.196	1.084
7/12/2021 9:54 PM	-0.205	4.163	1.084
7/12/2021 10:00 PM	-0.254	4.172	1.088
7/12/2021 10:06 PM	-0.261	4.197	1.094
7/12/2021 10:12 PM	-0.224	4.228	1.095
7/12/2021 10:18 PM	-0.225	4.26	1.095
7/12/2021 10:24 PM	-0.229	4.26	1.096
7/12/2021 10:30 PM	-0.219	4.257	1.101
7/12/2021 10:36 PM	-0.237	4.27	1.094
7/12/2021 10:42 PM	-0.244	4.264	1.089
7/12/2021 10:48 PM	-0.213	4.265	1.101
7/12/2021 10:54 PM	-0.169	4.257	1.107
7/12/2021 11:00 PM	-0.202	4.257	1.097
7/12/2021 11:06 PM	-0.22	4.266	1.103
7/12/2021 11:12 PM	-0.253	4.27	1.102
7/12/2021 11:18 PM	-0.255	4.262	1.1
7/12/2021 11:24 PM	-0.216	4.263	1.095
7/12/2021 11:30 PM	-0.22	4.251	1.097
7/12/2021 11:36 PM	-0.203	4.229	1.097
7/12/2021 11:42 PM	-0.189	4.214	1.092
7/12/2021 11:48 PM	-0.183	4.2	1.094
7/12/2021 11:54 PM	-0.323	4.191	1.093
7/13/2021 12:00 AM	-0.499	4.144	1.098
7/13/2021 12:06 AM	-0.496	3.994	1.109
7/13/2021 12:12 AM	-0.433	3.874	1.118
7/13/2021 12:18 AM	-0.307	3.872	1.123
7/13/2021 12:24 AM	-0.221	3.903	1.126
7/13/2021 12:30 AM	-0.2	3.928	1.122
7/13/2021 12:36 AM	-0.157	3.932	1.131
7/13/2021 12:42 AM	-0.134	3.921	1.131
7/13/2021 12:48 AM	-0.138	3.921	1.128
7/13/2021 12:54 AM	-0.101	3.882	1.131
7/13/2021 1:00 AM	-0.032	3.763	1.138
7/13/2021 1:06 AM	-0.009	3.662	1.142
7/13/2021 1:12 AM	0.005	3.592	1.141
7/13/2021 1:18 AM	0.02	3.58	1.145
7/13/2021 1:24 AM	0.037	3.609	1.149
7/13/2021 1:30 AM	0.038	3.642	1.145

## Opacity Data Summary Report

**Company:** New York City D.E.P.  
North River Wastewater Resource Recovery Facility  
New York, NY 10031



**Data Group:** Valid Data  
**Report Name:** 3rd Quarter 2021

**Start of Report:** 7/1/2021 0:00  
**End of Report:** 9/30/2021 23:54

All Opacity Data

Date & Time	PE 1	PE 2	PE 4
	%	%	%
7/13/2021 1:36 AM	0.033	3.675	1.151
7/13/2021 1:42 AM	0.163	3.708	1.16
7/13/2021 1:48 AM	0.252	3.737	1.162
7/13/2021 1:54 AM	0.096	3.774	1.163
7/13/2021 2:00 AM	0.01	3.782	1.172
7/13/2021 2:06 AM	-0.03	3.787	1.181
7/13/2021 2:12 AM	-0.013	3.797	1.184
7/13/2021 2:18 AM	0.021	3.797	1.19
7/13/2021 2:24 AM	-0.073	3.807	1.196
7/13/2021 2:30 AM	-0.239	3.826	1.192
7/13/2021 2:36 AM	-0.319	3.816	1.19
7/13/2021 2:42 AM	-0.289	3.808	1.198
7/13/2021 2:48 AM	-0.304	3.836	1.201
7/13/2021 2:54 AM	-0.333	3.863	1.204
7/13/2021 3:00 AM	-0.348	3.888	1.208
7/13/2021 3:06 AM	-0.348	3.908	1.207
7/13/2021 3:12 AM	-0.357	3.916	1.212
7/13/2021 3:18 AM	-0.359	3.916	1.218
7/13/2021 3:24 AM	-0.332	3.927	1.217
7/13/2021 3:30 AM	-0.306	3.947	1.222
7/13/2021 3:36 AM	-0.294	3.939	1.224
7/13/2021 3:42 AM	-0.29	3.909	1.228
7/13/2021 3:48 AM	-0.266	3.896	1.235
7/13/2021 3:54 AM	-0.288	3.891	1.248
7/13/2021 4:00 AM	-0.301	3.884	1.249
7/13/2021 4:06 AM	-0.307	3.905	1.244
7/13/2021 4:12 AM	-0.308	3.914	1.247
7/13/2021 4:18 AM	-0.298	3.905	1.251
7/13/2021 4:24 AM	-0.302	3.91	1.255
7/13/2021 4:30 AM	-0.253	3.928	1.26
7/13/2021 4:36 AM	-0.224	3.951	1.266
7/13/2021 4:42 AM	-0.259	3.971	1.266
7/13/2021 4:48 AM	-0.257	3.985	1.257
7/13/2021 4:54 AM	-0.22	3.997	1.257
7/13/2021 5:00 AM	-0.215	3.999	1.265
7/13/2021 5:06 AM	-0.212	3.992	1.263
7/13/2021 5:12 AM	-0.197	3.974	1.266
7/13/2021 5:18 AM	-0.187	3.943	1.274
7/13/2021 5:24 AM	-0.167	3.922	1.285
7/13/2021 5:30 AM	-0.153	3.904	1.294
7/13/2021 5:36 AM	-0.172	3.898	1.307
7/13/2021 5:42 AM	-0.196	3.894	1.315
7/13/2021 5:48 AM	-0.146	3.863	1.324
7/13/2021 5:54 AM	-0.126	3.855	1.337
7/13/2021 6:00 AM	-0.173	3.9	1.334
7/13/2021 6:06 AM	-0.186	3.963	1.322
7/13/2021 6:12 AM	-0.213	4.006	1.319
7/13/2021 6:18 AM	-0.229	4.06	1.314
7/13/2021 6:24 AM	-0.242	4.102	1.306
7/13/2021 6:30 AM	-0.22	4.136	1.3

## Opacity Data Summary Report

**Company:** New York City D.E.P.  
 North River Wastewater Resource Recovery Facility  
 New York, NY 10031



**Data Group:** Valid Data  
**Report Name:** 3rd Quarter 2021

**Start of Report:** 7/1/2021 0:00  
**End of Report:** 9/30/2021 23:54

All Opacity Data

Date & Time	PE 1	PE 2	PE 4
	%	%	%
7/13/2021 6:36 AM	-0.195	4.178	1.298
7/13/2021 6:42 AM	-0.211	4.201	1.3
7/13/2021 6:48 AM	-0.228	4.206	1.299
7/13/2021 6:54 AM	-0.251	4.221	1.291
7/13/2021 7:00 AM	-0.264	4.25	1.28
7/13/2021 7:06 AM	-0.256	4.292	1.273
7/13/2021 7:12 AM	-0.24	4.342	1.274
7/13/2021 7:18 AM	-0.241	4.395	1.279
7/13/2021 7:24 AM	-0.318	4.464	1.281
7/13/2021 7:30 AM	-0.513	4.57	1.285
7/13/2021 7:36 AM	-0.576	4.62	1.291
7/13/2021 7:42 AM	-0.598	4.643	1.298
7/13/2021 7:48 AM	-0.59	4.668	1.297
7/13/2021 7:54 AM	-0.576	4.688	1.299
7/13/2021 8:00 AM	-0.571	4.7	1.302
7/13/2021 8:06 AM	-0.521	4.708	1.3
7/13/2021 8:12 AM	-0.4	4.709	1.303
7/13/2021 8:18 AM	-0.368	4.703	1.315
7/13/2021 8:24 AM	-0.343	4.725	1.32
7/13/2021 8:30 AM	-0.294	4.754	1.319
7/13/2021 8:36 AM	-0.255	4.783	1.318
7/13/2021 8:42 AM	-0.206	4.83	1.317
7/13/2021 8:48 AM	-0.165	4.887	1.316
7/13/2021 8:54 AM	-0.166	4.954	1.317
7/13/2021 9:00 AM	-0.135	4.999	1.317
7/13/2021 9:06 AM	-0.113	5.025	1.306
7/13/2021 9:12 AM	-0.118	5.052	1.302
7/13/2021 9:18 AM	-0.124	5.061	1.307
7/13/2021 9:24 AM	-0.093	5.052	1.314
7/13/2021 9:30 AM	-0.062	5.04	1.312
7/13/2021 9:36 AM	-0.025	5.036	1.312
7/13/2021 9:42 AM	-0.135	5.056	1.316
7/13/2021 9:48 AM	-0.298	5.087	1.314
7/13/2021 9:54 AM	-0.31	5.098	1.316
7/13/2021 10:00 AM	-0.257	5.113	1.317
7/13/2021 10:06 AM	-0.168	5.125	1.316
7/13/2021 10:12 AM	-0.109	5.155	1.32
7/13/2021 10:18 AM	-0.139	5.182	1.532
7/13/2021 10:24 AM	-0.352	5.187	11.592
7/13/2021 10:30 AM	-0.82	5.216	10.536
7/13/2021 10:36 AM	-1.236	5.282	6.674
7/13/2021 10:42 AM	-1.336	5.35	4.719
7/13/2021 10:48 AM	-1.289	5.436	3.934
7/13/2021 10:54 AM	-1.3	5.56	3.7
7/13/2021 11:00 AM	-1.279	5.627	3.616
7/13/2021 11:06 AM	-1.204	5.695	3.531
7/13/2021 11:12 AM	-1.165	5.815	3.489
7/13/2021 11:18 AM	-1.168	5.866	3.342
7/13/2021 11:24 AM	-1.143	5.861	3.237
7/13/2021 11:30 AM	-1.131	5.87	3.258

## Opacity Data Summary Report

**Company:** New York City D.E.P.  
North River Wastewater Resource Recovery Facility  
New York, NY 10031



**Data Group:** Valid Data  
**Report Name:** 3rd Quarter 2021

**Start of Report:** 7/1/2021 0:00  
**End of Report:** 9/30/2021 23:54

All Opacity Data

Date & Time	PE 1	PE 2	PE 4
	%	%	%
7/13/2021 11:36 AM	-1.115	5.921	3.271
7/13/2021 11:42 AM	-1.077	6	3.283
7/13/2021 11:48 AM	-1.057	6.058	3.291
7/13/2021 11:54 AM	-1.022	6.068	3.267
7/13/2021 12:00 PM	-0.939	6.076	3.224
7/13/2021 12:06 PM	-0.574	6.074	3.121
7/13/2021 12:12 PM	-0.541	6.069	3.096
7/13/2021 12:18 PM	-0.517	6.026	3.113
7/13/2021 12:24 PM	-0.497	5.954	3.117
7/13/2021 12:30 PM	-0.457	5.923	3.096
7/13/2021 12:36 PM	-0.425	5.848	3.131
7/13/2021 12:42 PM	-0.396	5.745	3.105
7/13/2021 12:48 PM	-0.365	5.682	3.07
7/13/2021 12:54 PM	-0.364	5.623	3.147
7/13/2021 1:00 PM	-0.334	5.506	3.122
7/13/2021 1:06 PM	-0.309	5.401	3.089
7/13/2021 1:12 PM	-0.306	5.366	3.135
7/13/2021 1:18 PM	-0.285	5.346	3.112
7/13/2021 1:24 PM	-0.307	5.339	3.073
7/13/2021 1:30 PM	-0.307	5.352	3.087
7/13/2021 1:36 PM	-0.27	5.352	3.124
7/13/2021 1:42 PM	-0.245	5.39	3.155
7/13/2021 1:48 PM	-0.246	5.544	3.13
7/13/2021 1:54 PM	-0.237	5.701	3.045
7/13/2021 2:00 PM	-0.213	5.757	3.044
7/13/2021 2:06 PM	-0.223	5.763	3.053
7/13/2021 2:12 PM	-0.227	5.711	3.02
7/13/2021 2:18 PM	-0.216	5.628	3.046
7/13/2021 2:24 PM	-0.188	5.549	3.123
7/13/2021 2:30 PM	-0.107	5.469	3.073
7/13/2021 2:36 PM	-0.066	5.408	3.04
7/13/2021 2:42 PM	-0.109	5.348	3.091
7/13/2021 2:48 PM	-0.133	5.282	3.125
7/13/2021 2:54 PM	-0.104	5.232	3.118
7/13/2021 3:00 PM	-0.092	5.23	3.149
7/13/2021 3:06 PM	-0.09	5.259	3.228
7/13/2021 3:12 PM	-0.123	5.285	3.25
7/13/2021 3:18 PM	-0.126	5.262	3.233
7/13/2021 3:24 PM	-0.086	5.253	3.24
7/13/2021 3:30 PM	-0.105	5.293	3.245
7/13/2021 3:36 PM	-0.11	5.299	3.182
7/13/2021 3:42 PM	-0.092	5.29	3.209
7/13/2021 3:48 PM	-0.106	5.289	3.218
7/13/2021 3:54 PM	-0.11	5.258	3.237
7/13/2021 4:00 PM	-0.113	5.226	3.366
7/13/2021 4:06 PM	-0.113	5.208	3.426
7/13/2021 4:12 PM	-0.148	5.181	3.283
7/13/2021 4:18 PM	-0.155	5.163	3.154
7/13/2021 4:24 PM	-0.149	5.145	3.156
7/13/2021 4:30 PM	-0.19	5.112	3.176

## Opacity Data Summary Report

**Company:** New York City D.E.P.  
North River Wastewater Resource Recovery Facility  
New York, NY 10031



**Data Group:** Valid Data  
**Report Name:** 3rd Quarter 2021

**Start of Report:** 7/1/2021 0:00  
**End of Report:** 9/30/2021 23:54

All Opacity Data

Date & Time	PE 1	PE 2	PE 4
	%	%	%
7/13/2021 4:36 PM	-0.169	5.088	3.234
7/13/2021 4:42 PM	-0.091	5.057	3.262
7/13/2021 4:48 PM	-0.084	5.019	3.235
7/13/2021 4:54 PM	-0.109	4.992	3.211
7/13/2021 5:00 PM	-0.108	4.972	3.259
7/13/2021 5:06 PM	-0.105	4.934	3.285
7/13/2021 5:12 PM	-0.098	4.873	3.28
7/13/2021 5:18 PM	-0.095	4.857	3.312
7/13/2021 5:24 PM	-0.069	4.863	3.341
7/13/2021 5:30 PM	-0.077	4.845	3.313
7/13/2021 5:36 PM	-0.107	4.828	3.295
7/13/2021 5:42 PM	-0.106	4.813	3.273
7/13/2021 5:48 PM	-0.119	4.818	3.203
7/13/2021 5:54 PM	-0.121	4.824	3.178
7/13/2021 6:00 PM	-0.089	4.822	3.19
7/13/2021 6:06 PM	-0.069	4.81	3.216
7/13/2021 6:12 PM	-0.057	4.801	3.174
7/13/2021 6:18 PM	-0.034	4.802	3.163
7/13/2021 6:24 PM	-0.035	4.811	3.141
7/13/2021 6:30 PM	-0.071	4.827	3.136
7/13/2021 6:36 PM	-0.054	4.849	3.185
7/13/2021 6:42 PM	-0.051	4.878	3.159
7/13/2021 6:48 PM	-0.049	4.906	3.119
7/13/2021 6:54 PM	-0.101	4.922	3.158
7/13/2021 7:00 PM	-0.084	4.921	3.186
7/13/2021 7:06 PM	-0.067	4.913	3.201
7/13/2021 7:12 PM	-0.076	4.899	3.227
7/13/2021 7:18 PM	-0.06	4.872	3.229
7/13/2021 7:24 PM	-0.045	4.848	3.214
7/13/2021 7:30 PM	3.522	4.845	3.258
7/13/2021 7:36 PM	2.097	4.844	2.91
7/13/2021 7:42 PM	1.746	4.836	2.401
7/13/2021 7:48 PM	1.25	4.834	2.787
7/13/2021 7:54 PM	0.298	4.825	3.169
7/13/2021 8:00 PM	-0.022	4.818	3.096
7/13/2021 8:06 PM	-0.064	4.814	3.078
7/13/2021 8:12 PM	-0.069	4.808	3.137
7/13/2021 8:18 PM	-0.099	4.82	3.131
7/13/2021 8:24 PM	-0.088	4.832	3.069
7/13/2021 8:30 PM	-0.092	4.843	3.099
7/13/2021 8:36 PM	-0.076	4.856	3.095
7/13/2021 8:42 PM	-0.077	4.862	3.11
7/13/2021 8:48 PM	-0.077	4.877	3.139
7/13/2021 8:54 PM	-0.076	4.881	3.141
7/13/2021 9:00 PM	-0.075	4.881	3.148
7/13/2021 9:06 PM	-0.018	4.888	3.121
7/13/2021 9:12 PM	-0.063	4.891	3.093
7/13/2021 9:18 PM	-0.089	4.894	3.115
7/13/2021 9:24 PM	-0.034	4.902	3.149
7/13/2021 9:30 PM	-0.014	4.913	3.18



## Opacity Data Summary Report

**Company:** New York City D.E.P.  
North River Wastewater Resource Recovery Facility  
New York, NY 10031



**Data Group:** Valid Data  
**Report Name:** 3rd Quarter 2021

**Start of Report:** 7/1/2021 0:00  
**End of Report:** 9/30/2021 23:54

All Opacity Data

Date & Time	PE 1	PE 2	PE 4
	%	%	%
7/13/2021 9:36 PM	-0.037	4.927	3.211
7/13/2021 9:42 PM	-0.039	4.942	3.244
7/13/2021 9:48 PM	-0.038	4.941	3.209
7/13/2021 9:54 PM	-0.029	4.927	3.181
7/13/2021 10:00 PM	-0.028	4.926	3.196
7/13/2021 10:06 PM	-0.002	4.928	3.2
7/13/2021 10:12 PM	0.032	4.917	3.207
7/13/2021 10:18 PM	0.034	4.907	3.242
7/13/2021 10:24 PM	0.027	4.891	3.195
7/13/2021 10:30 PM	0.031	4.874	3.222
7/13/2021 10:36 PM	0.014	4.865	3.194
7/13/2021 10:42 PM	-0.005	4.846	3.167
7/13/2021 10:48 PM	-0.002	4.801	3.196
7/13/2021 10:54 PM	0.005	4.768	3.262
7/13/2021 11:00 PM	0.015	4.759	3.381
7/13/2021 11:06 PM	0.029	4.748	3.419
7/13/2021 11:12 PM	0.034	4.737	3.386
7/13/2021 11:18 PM	0.056	4.737	3.383
7/13/2021 11:24 PM	0.053	4.717	3.367
7/13/2021 11:30 PM	0.034	4.689	3.38
7/13/2021 11:36 PM	0.053	4.649	3.415
7/13/2021 11:42 PM	0.074	4.613	3.44
7/13/2021 11:48 PM	0.066	4.595	3.409
7/13/2021 11:54 PM	0.085	4.569	3.394
7/14/2021 12:00 AM	0.104	4.563	3.384
7/14/2021 12:06 AM	0.083	4.575	3.399
7/14/2021 12:12 AM	0.068	4.585	3.44
7/14/2021 12:18 AM	0.066	4.602	3.475
7/14/2021 12:24 AM	0.049	4.611	3.741
7/14/2021 12:30 AM	0.065	4.606	3.767
7/14/2021 12:36 AM	0.094	4.604	3.412
7/14/2021 12:42 AM	0.092	4.606	3.365
7/14/2021 12:48 AM	0.077	4.606	3.356
7/14/2021 12:54 AM	0.062	4.609	3.409
7/14/2021 1:00 AM	0.081	4.595	3.498
7/14/2021 1:06 AM	0.073	4.583	3.559
7/14/2021 1:12 AM	0.057	4.581	3.581
7/14/2021 1:18 AM	0.042	4.58	3.553
7/14/2021 1:24 AM	0.05	4.584	3.658
7/14/2021 1:30 AM	0.035	4.59	3.627
7/14/2021 1:36 AM	0.03	4.603	3.36
7/14/2021 1:42 AM	0.074	4.614	3.24
7/14/2021 1:48 AM	0.047	4.624	3.227
7/14/2021 1:54 AM	0.02	4.634	3.23
7/14/2021 2:00 AM	0.06	4.612	3.236
7/14/2021 2:06 AM	0.067	4.569	3.235
7/14/2021 2:12 AM	0.085	4.526	3.262
7/14/2021 2:18 AM	0.06	4.452	3.364
7/14/2021 2:24 AM	0.051	4.377	3.357
7/14/2021 2:30 AM	0.06	4.337	3.234

## Opacity Data Summary Report

**Company:** New York City D.E.P.  
North River Wastewater Resource Recovery Facility  
New York, NY 10031



**Data Group:** Valid Data  
**Report Name:** 3rd Quarter 2021

**Start of Report:** 7/1/2021 0:00  
**End of Report:** 9/30/2021 23:54

All Opacity Data

Date & Time	PE 1	PE 2	PE 4
	%	%	%
7/14/2021 2:36 AM	0.059	4.329	3.246
7/14/2021 2:42 AM	0.039	4.332	3.296
7/14/2021 2:48 AM	0.004	4.319	3.269
7/14/2021 2:54 AM	0.015	4.327	3.235
7/14/2021 3:00 AM	0.009	4.357	3.297
7/14/2021 3:06 AM	-0.004	4.387	3.32
7/14/2021 3:12 AM	0.005	4.412	3.226
7/14/2021 3:18 AM	0.028	4.445	3.194
7/14/2021 3:24 AM	0.071	4.47	3.208
7/14/2021 3:30 AM	0.085	4.485	3.204
7/14/2021 3:36 AM	0.05	4.513	3.182
7/14/2021 3:42 AM	0.042	4.54	3.199
7/14/2021 3:48 AM	0.033	4.569	3.172
7/14/2021 3:54 AM	0.058	4.601	3.177
7/14/2021 4:00 AM	0.057	4.611	3.163
7/14/2021 4:06 AM	0.056	4.627	3.104
7/14/2021 4:12 AM	0.065	4.653	3.083
7/14/2021 4:18 AM	0.053	4.667	3.09
7/14/2021 4:24 AM	0.058	4.678	3.061
7/14/2021 4:30 AM	0.055	4.693	3.085
7/14/2021 4:36 AM	0.057	4.698	3.051
7/14/2021 4:42 AM	0.046	4.695	3.075
7/14/2021 4:48 AM	0.042	4.702	3.109
7/14/2021 4:54 AM	0.046	4.716	3.128
7/14/2021 5:00 AM	0.052	4.725	3.206
7/14/2021 5:06 AM	0.049	4.747	3.135
7/14/2021 5:12 AM	0.061	4.768	3.097
7/14/2021 5:18 AM	0.088	4.774	3.106
7/14/2021 5:24 AM	0.079	4.803	3.105
7/14/2021 5:30 AM	0.083	4.836	3.118
7/14/2021 5:36 AM	0.074	4.871	3.099
7/14/2021 5:42 AM	0.056	4.915	3.102
7/14/2021 5:48 AM	0.091	4.947	3.089
7/14/2021 5:54 AM	0.081	4.974	3.008
7/14/2021 6:00 AM	0.064	4.986	3.014
7/14/2021 6:06 AM	0.061	4.992	3.053
7/14/2021 6:12 AM	0.061	4.992	3.057
7/14/2021 6:18 AM	0.065	5.004	3.025
7/14/2021 6:24 AM	0.069	5.011	2.975
7/14/2021 6:30 AM	0.063	5.022	2.979
7/14/2021 6:36 AM	0.058	5.03	3.012
7/14/2021 6:42 AM	0.093	5.025	2.997
7/14/2021 6:48 AM	0.098	5.027	2.96
7/14/2021 6:54 AM	0.103	5.031	2.929
7/14/2021 7:00 AM	0.074	5.038	2.933
7/14/2021 7:06 AM	0.081	5.057	3.072
7/14/2021 7:12 AM	0.087	5.057	3.31
7/14/2021 7:18 AM	0.094	5.056	3.298
7/14/2021 7:24 AM	0.09	5.086	3.192
7/14/2021 7:30 AM	0.067	5.104	3.289

## Opacity Data Summary Report

**Company:** New York City D.E.P.  
North River Wastewater Resource Recovery Facility  
New York, NY 10031



**Data Group:** Valid Data  
**Report Name:** 3rd Quarter 2021

**Start of Report:** 7/1/2021 0:00  
**End of Report:** 9/30/2021 23:54

All Opacity Data

Date & Time	PE 1	PE 2	PE 4
	%	%	%
7/14/2021 7:36 AM	0.051	5.086	3.342
7/14/2021 7:42 AM	0.057	5.094	3.301
7/14/2021 7:48 AM	0.052	5.141	3.317
7/14/2021 7:54 AM	0.057	5.196	3.279
7/14/2021 8:00 AM	0.066	5.266	3.188
7/14/2021 8:06 AM	0.054	5.345	3.192
7/14/2021 8:12 AM	0.069	5.385	3.261
7/14/2021 8:18 AM	0.062	5.415	3.297
7/14/2021 8:24 AM	0.06	5.434	3.244
7/14/2021 8:30 AM	0.056	5.44	3.212
7/14/2021 8:36 AM	0.058	5.459	3.133
7/14/2021 8:42 AM	0.081	5.467	3.032
7/14/2021 8:48 AM	0.083	5.438	3.004
7/14/2021 8:54 AM	0.066	5.386	3.006
7/14/2021 9:00 AM	0.053	5.365	3.022
7/14/2021 9:06 AM	0.082	5.372	3.046
7/14/2021 9:12 AM	0.101	5.462	3.096
7/14/2021 9:18 AM	0.116	5.63	3.096
7/14/2021 9:24 AM	0.123	5.845	3.011
7/14/2021 9:30 AM	0.098	5.994	2.987
7/14/2021 9:36 AM	0.065	6.106	2.984
7/14/2021 9:42 AM	0.062	6.359	2.988
7/14/2021 9:48 AM	0.021	6.775	3.003
7/14/2021 9:54 AM	-0.037	7.075	2.996
7/14/2021 10:00 AM	-0.058	7.17	2.963
7/14/2021 10:06 AM	-0.049	7.204	2.953
7/14/2021 10:12 AM	-0.039	7.114	3.035
7/14/2021 10:18 AM	-0.038	6.943	3.032
7/14/2021 10:24 AM	-0.033	6.803	3.029
7/14/2021 10:30 AM	-0.019	6.656	3.047
7/14/2021 10:36 AM	-0.021	6.582	3.031
7/14/2021 10:42 AM	-0.001	6.48	3.016
7/14/2021 10:48 AM	0.014	6.323	3.075
7/14/2021 10:54 AM	0.024	6.185	3.073
7/14/2021 11:00 AM	0.022	6.135	3.029
7/14/2021 11:06 AM	0.026	6.151	3.044
7/14/2021 11:12 AM	0.039	6.127	3.064
7/14/2021 11:18 AM	0.052	6.017	3.054
7/14/2021 11:24 AM	0.099	5.822	3.016
7/14/2021 11:30 AM	0.229	5.638	3
7/14/2021 11:36 AM	0.19	5.456	3
7/14/2021 11:42 AM	6.607	5.167	3.041
7/14/2021 11:48 AM	10.983	4.798	2.341
7/14/2021 11:54 AM	4.945	4.474	1.1
7/14/2021 12:00 PM	3.042	4.286	0.777
7/14/2021 12:06 PM	1.663	4.001	0.852
7/14/2021 12:12 PM	1.784	3.838	0.856
7/14/2021 12:18 PM	1.904	3.644	0.871
7/14/2021 12:24 PM	1.79	3.561	0.861
7/14/2021 12:30 PM	1.252	3.592	3.748

## Opacity Data Summary Report

**Company:** New York City D.E.P.  
North River Wastewater Resource Recovery Facility  
New York, NY 10031



**Data Group:** Valid Data  
**Report Name:** 3rd Quarter 2021

**Start of Report:** 7/1/2021 0:00  
**End of Report:** 9/30/2021 23:54

All Opacity Data

Date & Time	PE 1	PE 2	PE 4
	%	%	%
7/14/2021 12:36 PM	0.752	3.682	6.73
7/14/2021 12:42 PM	0.476	3.791	4.495
7/14/2021 12:48 PM	0.22	3.904	3.224
7/14/2021 12:54 PM	0.154	3.897	3.099
7/14/2021 1:00 PM	0.179	3.754	3.034
7/14/2021 1:06 PM	0.22	3.593	3.03
7/14/2021 1:12 PM	0.247	3.508	3.056
7/14/2021 1:18 PM	0.254	3.343	3.06
7/14/2021 1:24 PM	0.28	3.182	3.092
7/14/2021 1:30 PM	0.306	3.156	3.1
7/14/2021 1:36 PM	0.308	3.181	3.11
7/14/2021 1:42 PM	0.328	3.177	3.151
7/14/2021 1:48 PM	0.314	3.184	3.227
7/14/2021 1:54 PM	0.305	3.219	3.197
7/14/2021 2:00 PM	0.319	3.219	3.188
7/14/2021 2:06 PM	0.316	3.144	3.19
7/14/2021 2:12 PM	0.326	3.122	3.185
7/14/2021 2:18 PM	0.318	3.283	3.17
7/14/2021 2:24 PM	0.329	3.515	3.219
7/14/2021 2:30 PM	0.366	3.684	3.194
7/14/2021 2:36 PM	0.395	3.864	3.179
7/14/2021 2:42 PM	0.392	4.065	3.248
7/14/2021 2:48 PM	0.366	4.286	3.23
7/14/2021 2:54 PM	0.36	4.452	3.224
7/14/2021 3:00 PM	0.377	4.473	3.25
7/14/2021 3:06 PM	0.395	4.39	3.201
7/14/2021 3:12 PM	0.423	4.262	3.078
7/14/2021 3:18 PM	0.453	4.141	3.056
7/14/2021 3:24 PM	0.493	4.138	3.057
7/14/2021 3:30 PM	0.534	4.15	3.08
7/14/2021 3:36 PM	0.545	4.152	3.065
7/14/2021 3:42 PM	0.561	4.169	3.113
7/14/2021 3:48 PM	0.548	4.169	3.15
7/14/2021 3:54 PM	0.544	4.134	3.101
7/14/2021 4:00 PM	0.539	4.018	3.095
7/14/2021 4:06 PM	0.51	3.587	3.105
7/14/2021 4:12 PM	0.455	3.139	3.119
7/14/2021 4:18 PM	0.42	2.964	3.077
7/14/2021 4:24 PM	0.398	3.062	3.117
7/14/2021 4:30 PM	0.396	3.152	3.215
7/14/2021 4:36 PM	0.401	3.114	3.249
7/14/2021 4:42 PM	0.386	3.126	3.191
7/14/2021 4:48 PM	0.395	3.222	3.119
7/14/2021 4:54 PM	0.405	3.202	3.194
7/14/2021 5:00 PM	0.401	3.078	3.242
7/14/2021 5:06 PM	0.402	2.977	3.201
7/14/2021 5:12 PM	0.415	2.935	3.113
7/14/2021 5:18 PM	0.425	2.965	3.111
7/14/2021 5:24 PM	0.409	3.079	3.112
7/14/2021 5:30 PM	0.412	3.325	3.104

## Opacity Data Summary Report

**Company:** New York City D.E.P.  
North River Wastewater Resource Recovery Facility  
New York, NY 10031



**Data Group:** Valid Data  
**Report Name:** 3rd Quarter 2021

**Start of Report:** 7/1/2021 0:00  
**End of Report:** 9/30/2021 23:54

All Opacity Data

Date & Time	PE 1	PE 2	PE 4
	%	%	%
7/14/2021 5:36 PM	0.437	3.542	3.106
7/14/2021 5:42 PM	0.44	3.717	3.116
7/14/2021 5:48 PM	0.439	3.858	3.158
7/14/2021 5:54 PM	0.442	3.923	3.112
7/14/2021 6:00 PM	0.464	3.975	3.091
7/14/2021 6:06 PM	4.614	4.024	3.11
7/14/2021 6:12 PM	6.081	4.022	3.138
7/14/2021 6:18 PM	2.027	4.018	3.165
7/14/2021 6:24 PM	1.173	4.172	3.204
7/14/2021 6:30 PM	1.178	4.433	3.157
7/14/2021 6:36 PM	1.238	4.704	2.953
7/14/2021 6:42 PM	1.281	4.936	2.915
7/14/2021 6:48 PM	1.307	5.092	2.995
7/14/2021 6:54 PM	1.311	5.184	3.059
7/14/2021 7:00 PM	1.27	5.26	3.103
7/14/2021 7:06 PM	1.223	5.309	3.08
7/14/2021 7:12 PM	1.149	5.34	3.005
7/14/2021 7:18 PM	1.051	5.229	2.952
7/14/2021 7:24 PM	0.941	4.98	3.012
7/14/2021 7:30 PM	0.854	4.883	3.074
7/14/2021 7:36 PM	0.823	4.879	3.082
7/14/2021 7:42 PM	0.844	4.85	3.086
7/14/2021 7:48 PM	0.847	4.831	3.062
7/14/2021 7:54 PM	0.833	4.802	3.078
7/14/2021 8:00 PM	0.81	4.764	3.091
7/14/2021 8:06 PM	0.802	4.737	3.074
7/14/2021 8:12 PM	0.751	4.712	3.097
7/14/2021 8:18 PM	0.737	4.686	3.108
7/14/2021 8:24 PM	0.719	4.67	3.129
7/14/2021 8:30 PM	0.702	4.66	3.105
7/14/2021 8:36 PM	0.639	4.651	3.114
7/14/2021 8:42 PM	0.492	4.643	3.132
7/14/2021 8:48 PM	0.383	4.634	3.119
7/14/2021 8:54 PM	0.331	4.622	3.134
7/14/2021 9:00 PM	0.298	4.612	3.116
7/14/2021 9:06 PM	0.255	4.595	3.08
7/14/2021 9:12 PM	0.199	4.58	3.07
7/14/2021 9:18 PM	0.174	4.578	3.071
7/14/2021 9:24 PM	0.17	4.578	3.066
7/14/2021 9:30 PM	0.154	4.573	3.054
7/14/2021 9:36 PM	0.146	4.561	3.081
7/14/2021 9:42 PM	0.133	4.564	3.115
7/14/2021 9:48 PM	0.123	4.578	3.126
7/14/2021 9:54 PM	0.137	4.592	3.147
7/14/2021 10:00 PM	0.141	4.595	3.137
7/14/2021 10:06 PM	0.139	4.594	3.121
7/14/2021 10:12 PM	0.143	4.585	3.129
7/14/2021 10:18 PM	0.159	4.566	3.124
7/14/2021 10:24 PM	0.184	4.55	3.119
7/14/2021 10:30 PM	0.188	4.54	3.136

## Opacity Data Summary Report

**Company:** New York City D.E.P.  
North River Wastewater Resource Recovery Facility  
New York, NY 10031



**Data Group:** Valid Data  
**Report Name:** 3rd Quarter 2021

**Start of Report:** 7/1/2021 0:00  
**End of Report:** 9/30/2021 23:54

All Opacity Data

Date & Time	PE 1	PE 2	PE 4
	%	%	%
7/14/2021 10:36 PM	0.184	4.522	3.127
7/14/2021 10:42 PM	0.181	4.505	3.123
7/14/2021 10:48 PM	0.185	4.49	3.165
7/14/2021 10:54 PM	0.191	4.466	3.155
7/14/2021 11:00 PM	0.168	4.435	3.072
7/14/2021 11:06 PM	0.173	4.405	3.101
7/14/2021 11:12 PM	0.2	4.381	3.1
7/14/2021 11:18 PM	0.22	4.364	3.114
7/14/2021 11:24 PM	0.213	4.357	3.122
7/14/2021 11:30 PM	0.195	4.36	3.08
7/14/2021 11:36 PM	0.215	4.362	3.082
7/14/2021 11:42 PM	0.227	4.367	3.096
7/14/2021 11:48 PM	0.276	4.376	3.126
7/14/2021 11:54 PM	0.286	4.385	2.847
7/15/2021 12:00 AM	0.279	4.374	2.526
7/15/2021 12:06 AM	0.252	4.352	2.623
7/15/2021 12:12 AM	0.243	4.322	2.706
7/15/2021 12:18 AM	0.249	4.313	2.742
7/15/2021 12:24 AM	0.264	4.331	2.766
7/15/2021 12:30 AM	0.267	4.348	2.798
7/15/2021 12:36 AM	0.32	4.349	2.801
7/15/2021 12:42 AM	0.435	4.333	2.825
7/15/2021 12:48 AM	0.506	4.313	2.827
7/15/2021 12:54 AM	0.549	4.315	2.835
7/15/2021 1:00 AM	0.585	4.319	2.836
7/15/2021 1:06 AM	0.616	4.304	2.821
7/15/2021 1:12 AM	0.621	4.293	2.793
7/15/2021 1:18 AM	0.627	4.283	2.78
7/15/2021 1:24 AM	0.626	4.281	2.802
7/15/2021 1:30 AM	0.633	4.273	2.823
7/15/2021 1:36 AM	0.629	4.249	2.817
7/15/2021 1:42 AM	0.624	4.222	2.85
7/15/2021 1:48 AM	0.652	4.19	2.847
7/15/2021 1:54 AM	0.753	4.164	2.712
7/15/2021 2:00 AM	0.763	4.132	1.666
7/15/2021 2:06 AM	0.583	4.118	0.853
7/15/2021 2:12 AM	0.491	4.129	0.853
7/15/2021 2:18 AM	0.517	4.136	0.883
7/15/2021 2:24 AM	0.536	4.129	0.879
7/15/2021 2:30 AM	0.504	4.118	0.877
7/15/2021 2:36 AM	0.458	4.093	0.885
7/15/2021 2:42 AM	0.429	4.063	0.887
7/15/2021 2:48 AM	0.38	4.032	0.865
7/15/2021 2:54 AM	0.366	4.005	0.886
7/15/2021 3:00 AM	0.337	3.976	0.881
7/15/2021 3:06 AM	0.272	3.955	0.871
7/15/2021 3:12 AM	0.271	3.928	0.893
7/15/2021 3:18 AM	0.321	3.89	0.877
7/15/2021 3:24 AM	0.402	3.86	0.87
7/15/2021 3:30 AM	0.4	3.838	0.868

## Opacity Data Summary Report

**Company:** New York City D.E.P.  
North River Wastewater Resource Recovery Facility  
New York, NY 10031



**Data Group:** Valid Data  
**Report Name:** 3rd Quarter 2021

**Start of Report:** 7/1/2021 0:00  
**End of Report:** 9/30/2021 23:54

All Opacity Data

Date & Time	PE 1	PE 2	PE 4
	%	%	%
7/15/2021 3:36 AM	0.4	3.811	0.877
7/15/2021 3:42 AM	0.42	3.785	0.892
7/15/2021 3:48 AM	0.423	3.763	0.893
7/15/2021 3:54 AM	0.416	3.745	0.888
7/15/2021 4:00 AM	0.411	3.731	0.874
7/15/2021 4:06 AM	0.397	3.731	0.88
7/15/2021 4:12 AM	0.372	3.704	0.891
7/15/2021 4:18 AM	0.352	3.653	0.894
7/15/2021 4:24 AM	0.36	3.639	0.884
7/15/2021 4:30 AM	0.338	3.649	0.885
7/15/2021 4:36 AM	0.321	3.653	0.888
7/15/2021 4:42 AM	0.356	3.656	0.883
7/15/2021 4:48 AM	0.343	3.689	0.889
7/15/2021 4:54 AM	0.282	3.725	0.897
7/15/2021 5:00 AM	0.255	3.81	0.898
7/15/2021 5:06 AM	0.225	4.012	0.901
7/15/2021 5:12 AM	0.231	4.262	0.902
7/15/2021 5:18 AM	0.233	4.357	0.896
7/15/2021 5:24 AM	0.23	4.351	0.9
7/15/2021 5:30 AM	0.247	4.369	0.903
7/15/2021 5:36 AM	0.259	4.429	0.887
7/15/2021 5:42 AM	0.254	4.489	0.884
7/15/2021 5:48 AM	0.239	4.675	0.881
7/15/2021 5:54 AM	0.249	4.985	0.875
7/15/2021 6:00 AM	0.232	5.172	0.868
7/15/2021 6:06 AM	0.225	5.227	0.879
7/15/2021 6:12 AM	0.216	5.272	0.893
7/15/2021 6:18 AM	0.202	5.289	0.89
7/15/2021 6:24 AM	0.203	5.248	0.895
7/15/2021 6:30 AM	0.23	5.193	0.905
7/15/2021 6:36 AM	0.213	5.13	0.895
7/15/2021 6:42 AM	0.194	5.059	0.882
7/15/2021 6:48 AM	0.227	4.954	0.87
7/15/2021 6:54 AM	0.237	4.84	0.869
7/15/2021 7:00 AM	0.237	4.773	0.868
7/15/2021 7:06 AM	0.268	4.717	0.862
7/15/2021 7:12 AM	0.292	4.617	0.858
7/15/2021 7:18 AM	0.278	4.479	0.845
7/15/2021 7:24 AM	0.265	4.333	0.834
7/15/2021 7:30 AM	0.259	4.189	0.828
7/15/2021 7:36 AM	0.278	4.043	0.842
7/15/2021 7:42 AM	0.283	3.913	0.855
7/15/2021 7:48 AM	0.278	3.797	0.863
7/15/2021 7:54 AM	0.285	3.672	0.865
7/15/2021 8:00 AM	0.28	3.602	0.869
7/15/2021 8:06 AM	0.267	3.55	0.861
7/15/2021 8:12 AM	0.296	3.486	0.852
7/15/2021 8:18 AM	0.31	3.416	0.854
7/15/2021 8:24 AM	0.307	3.36	0.848
7/15/2021 8:30 AM	0.307	3.249	5.04

## Opacity Data Summary Report

**Company:** New York City D.E.P.  
North River Wastewater Resource Recovery Facility  
New York, NY 10031



**Data Group:** Valid Data  
**Report Name:** 3rd Quarter 2021

**Start of Report:** 7/1/2021 0:00  
**End of Report:** 9/30/2021 23:54

All Opacity Data

Date & Time	PE 1	PE 2	PE 4
	%	%	%
7/15/2021 8:36 AM	0.127	3.156	10.341
7/15/2021 8:42 AM	-0.136	3.109	6.506
7/15/2021 8:48 AM	-0.195	3.01	4.242
7/15/2021 8:54 AM	-0.301	2.905	3.743
7/15/2021 9:00 AM	-0.359	2.769	3.422
7/15/2021 9:06 AM	-0.33	2.692	3.356
7/15/2021 9:12 AM	-0.325	2.558	3.35
7/15/2021 9:18 AM	-0.281	2.419	3.383
7/15/2021 9:24 AM	-0.232	2.273	3.386
7/15/2021 9:30 AM	-0.211	2.201	3.339
7/15/2021 9:36 AM	-0.191	2.216	3.351
7/15/2021 9:42 AM	-0.166	2.258	3.307
7/15/2021 9:48 AM	-0.148	2.288	3.215
7/15/2021 9:54 AM	-0.127	2.275	3.22
7/15/2021 10:00 AM	-0.109	2.277	3.232
7/15/2021 10:06 AM	-0.103	2.261	3.218
7/15/2021 10:12 AM	-0.108	2.244	3.321
7/15/2021 10:18 AM	-0.046	2.261	3.403
7/15/2021 10:24 AM	0.034	2.286	3.351
7/15/2021 10:30 AM	0.075	2.267	3.281
7/15/2021 10:36 AM	0.11	2.237	3.291
7/15/2021 10:42 AM	0.149	2.231	3.295
7/15/2021 10:48 AM	0.155	2.217	3.284
7/15/2021 10:54 AM	0.174	2.208	3.271
7/15/2021 11:00 AM	0.186	2.208	3.262
7/15/2021 11:06 AM	0.211	2.198	3.234
7/15/2021 11:12 AM	0.198	2.142	3.238
7/15/2021 11:18 AM	1.952	2.079	3.281
7/15/2021 11:24 AM	0.862	2.068	3.292
7/15/2021 11:30 AM	0.351	2.075	3.301
7/15/2021 11:36 AM	0.231	2.096	3.26
7/15/2021 11:42 AM	0.171	2.109	3.222
7/15/2021 11:48 AM	0.109	2.105	3.227
7/15/2021 11:54 AM	0.124	2.102	3.283
7/15/2021 12:00 PM	0.183	2.144	3.277
7/15/2021 12:06 PM	0.286	2.292	3.293
7/15/2021 12:12 PM	0.299	2.299	3.341
7/15/2021 12:18 PM	0.326	2.305	3.364
7/15/2021 12:24 PM	0.373	2.34	3.372
7/15/2021 12:30 PM	0.439	2.377	3.384
7/15/2021 12:36 PM	0.507	2.413	3.383
7/15/2021 12:42 PM	0.549	2.562	3.348
7/15/2021 12:48 PM	0.559	2.74	3.394
7/15/2021 12:54 PM	0.584	2.859	3.401
7/15/2021 1:00 PM	0.605	2.903	3.384
7/15/2021 1:06 PM	0.625	2.848	3.366
7/15/2021 1:12 PM	0.651	2.794	3.377
7/15/2021 1:18 PM	0.661	2.799	3.357
7/15/2021 1:24 PM	0.701	2.809	3.349
7/15/2021 1:30 PM	0.707	2.831	3.378



## Opacity Data Summary Report

**Company:** New York City D.E.P.  
North River Wastewater Resource Recovery Facility  
New York, NY 10031



**Data Group:** Valid Data  
**Report Name:** 3rd Quarter 2021

**Start of Report:** 7/1/2021 0:00  
**End of Report:** 9/30/2021 23:54

All Opacity Data

Date & Time	PE 1	PE 2	PE 4
	%	%	%
7/15/2021 1:36 PM	0.694	2.842	3.346
7/15/2021 1:42 PM	0.672	2.842	3.284
7/15/2021 1:48 PM	0.654	2.841	3.261
7/15/2021 1:54 PM	0.665	2.888	3.288
7/15/2021 2:00 PM	0.644	2.949	3.343
7/15/2021 2:06 PM	0.624	2.922	3.379
7/15/2021 2:12 PM	0.633	2.849	3.364
7/15/2021 2:18 PM	0.628	2.839	3.386
7/15/2021 2:24 PM	0.613	2.886	3.336
7/15/2021 2:30 PM	0.619	2.954	3.37
7/15/2021 2:36 PM	0.617	3.055	3.475
7/15/2021 2:42 PM	0.615	3.159	3.464
7/15/2021 2:48 PM	0.615	3.273	3.432
7/15/2021 2:54 PM	0.615	3.49	3.438
7/15/2021 3:00 PM	0.624	3.643	3.423
7/15/2021 3:06 PM	0.636	3.79	3.47
7/15/2021 3:12 PM	0.677	3.853	3.432
7/15/2021 3:18 PM	0.674	3.845	3.389
7/15/2021 3:24 PM	0.664	3.779	3.426
7/15/2021 3:30 PM	0.656	3.68	3.417
7/15/2021 3:36 PM	0.622	3.558	3.387
7/15/2021 3:42 PM	0.593	3.467	3.384
7/15/2021 3:48 PM	0.595	3.383	3.404
7/15/2021 3:54 PM	0.603	3.317	3.467
7/15/2021 4:00 PM	0.595	3.324	3.468
7/15/2021 4:06 PM	0.614	3.36	3.437
7/15/2021 4:12 PM	0.619	3.392	3.508
7/15/2021 4:18 PM	0.603	3.353	3.53
7/15/2021 4:24 PM	0.646	3.287	3.485
7/15/2021 4:30 PM	0.65	3.311	3.44
7/15/2021 4:36 PM	0.613	3.351	3.466
7/15/2021 4:42 PM	0.602	3.42	3.479
7/15/2021 4:48 PM	0.61	3.501	3.45
7/15/2021 4:54 PM	0.624	3.505	3.442
7/15/2021 5:00 PM	0.624	3.478	3.413
7/15/2021 5:06 PM	0.603	3.456	3.417
7/15/2021 5:12 PM	0.63	3.41	3.504
7/15/2021 5:18 PM	0.645	3.339	3.551
7/15/2021 5:24 PM	0.682	3.258	3.586
7/15/2021 5:30 PM	0.701	3.245	3.567
7/15/2021 5:36 PM	0.684	3.328	3.51
7/15/2021 5:42 PM	0.691	3.378	3.499
7/15/2021 5:48 PM	0.721	3.386	3.586
7/15/2021 5:54 PM	0.717	3.453	3.632
7/15/2021 6:00 PM	0.712	3.588	3.695
7/15/2021 6:06 PM	0.75	3.711	3.689
7/15/2021 6:12 PM	0.751	3.885	3.632
7/15/2021 6:18 PM	0.761	4.104	3.666
7/15/2021 6:24 PM	0.782	4.274	3.653
7/15/2021 6:30 PM	0.818	4.475	3.672

## Opacity Data Summary Report

**Company:** New York City D.E.P.  
North River Wastewater Resource Recovery Facility  
New York, NY 10031



**Data Group:** Valid Data  
**Report Name:** 3rd Quarter 2021

**Start of Report:** 7/1/2021 0:00  
**End of Report:** 9/30/2021 23:54

All Opacity Data

Date & Time	PE 1	PE 2	PE 4
	%	%	%
7/15/2021 6:36 PM	0.829	4.672	3.693
7/15/2021 6:42 PM	0.833	4.87	3.589
7/15/2021 6:48 PM	0.833	5.036	3.538
7/15/2021 6:54 PM	0.84	5.168	3.551
7/15/2021 7:00 PM	0.838	5.259	3.568
7/15/2021 7:06 PM	0.85	5.316	3.56
7/15/2021 7:12 PM	0.862	5.399	3.582
7/15/2021 7:18 PM	0.867	5.487	3.64
7/15/2021 7:24 PM	0.864	5.527	3.691
7/15/2021 7:30 PM	0.879	5.541	3.667
7/15/2021 7:36 PM	0.894	5.517	3.726
7/15/2021 7:42 PM	0.902	5.473	3.775
7/15/2021 7:48 PM	0.885	5.429	3.748
7/15/2021 7:54 PM	0.891	5.384	3.883
7/15/2021 8:00 PM	0.906	5.355	4.006
7/15/2021 8:06 PM	0.9	5.341	3.904
7/15/2021 8:12 PM	0.889	5.304	3.787
7/15/2021 8:18 PM	0.877	5.295	3.693
7/15/2021 8:24 PM	0.884	5.3	4.603
7/15/2021 8:30 PM	0.9	5.289	5.103
7/15/2021 8:36 PM	0.884	5.275	4.605
7/15/2021 8:42 PM	0.859	5.262	4.452
7/15/2021 8:48 PM	0.871	5.243	4.418
7/15/2021 8:54 PM	0.877	5.241	4.387
7/15/2021 9:00 PM	0.859	5.252	3.754
7/15/2021 9:06 PM	0.826	5.243	3.059
7/15/2021 9:12 PM	0.822	5.234	3.143
7/15/2021 9:18 PM	0.84	5.223	2.895
7/15/2021 9:24 PM	0.849	5.202	2.787
7/15/2021 9:30 PM	0.85	5.179	2.856
7/15/2021 9:36 PM	0.845	5.148	2.889
7/15/2021 9:42 PM	0.84	5.122	2.918
7/15/2021 9:48 PM	0.839	5.104	2.944
7/15/2021 9:54 PM	0.824	5.096	2.983
7/15/2021 10:00 PM	0.817	5.078	3.357
7/15/2021 10:06 PM	0.83	5.069	4.007
7/15/2021 10:12 PM	0.813	5.069	4.011
7/15/2021 10:18 PM	0.801	5.047	3.999
7/15/2021 10:24 PM	0.804	5.02	4.081
7/15/2021 10:30 PM	0.799	5.002	4.004
7/15/2021 10:36 PM	0.794	4.989	3.991
7/15/2021 10:42 PM	0.798	4.98	4.012
7/15/2021 10:48 PM	0.806	4.966	4.001
7/15/2021 10:54 PM	0.781	4.962	3.953
7/15/2021 11:00 PM	0.768	4.964	3.98
7/15/2021 11:06 PM	0.772	4.96	4.023
7/15/2021 11:12 PM	0.776	4.95	3.033
7/15/2021 11:18 PM	0.784	4.941	1.369
7/15/2021 11:24 PM	0.801	4.946	0.938
7/15/2021 11:30 PM	0.796	4.954	0.957

## Opacity Data Summary Report

**Company:** New York City D.E.P.  
North River Wastewater Resource Recovery Facility  
New York, NY 10031



**Data Group:** Valid Data  
**Report Name:** 3rd Quarter 2021

**Start of Report:** 7/1/2021 0:00  
**End of Report:** 9/30/2021 23:54

All Opacity Data

Date & Time	PE 1	PE 2	PE 4
	%	%	%
7/15/2021 11:36 PM	0.769	4.965	0.966
7/15/2021 11:42 PM	0.781	4.97	0.955
7/15/2021 11:48 PM	0.778	4.96	0.957
7/15/2021 11:54 PM	0.78	4.925	0.957
7/16/2021 12:00 AM	0.794	4.888	0.942
7/16/2021 12:06 AM	0.792	4.86	0.932
7/16/2021 12:12 AM	0.778	4.847	0.936
7/16/2021 12:18 AM	0.778	4.821	0.95
7/16/2021 12:24 AM	0.794	4.801	0.971
7/16/2021 12:30 AM	0.787	4.78	0.961
7/16/2021 12:36 AM	0.764	4.752	0.958
7/16/2021 12:42 AM	0.764	4.729	0.963
7/16/2021 12:48 AM	0.75	4.708	0.975
7/16/2021 12:54 AM	0.751	4.7	0.957
7/16/2021 1:00 AM	0.763	4.685	0.957
7/16/2021 1:06 AM	0.773	4.656	0.967
7/16/2021 1:12 AM	0.776	4.613	0.965
7/16/2021 1:18 AM	0.788	4.574	0.964
7/16/2021 1:24 AM	0.796	4.544	0.95
7/16/2021 1:30 AM	0.805	4.515	0.973
7/16/2021 1:36 AM	0.801	4.491	0.96
7/16/2021 1:42 AM	0.787	4.47	0.954
7/16/2021 1:48 AM	0.79	4.446	0.984
7/16/2021 1:54 AM	0.8	4.424	0.968
7/16/2021 2:00 AM	0.8	4.397	0.972
7/16/2021 2:06 AM	0.799	4.366	0.977
7/16/2021 2:12 AM	0.822	4.331	0.968
7/16/2021 2:18 AM	0.843	4.31	0.973
7/16/2021 2:24 AM	0.85	4.296	0.97
7/16/2021 2:30 AM	0.845	4.29	0.968
7/16/2021 2:36 AM	0.827	4.283	0.967
7/16/2021 2:42 AM	0.818	4.273	0.964
7/16/2021 2:48 AM	0.814	4.258	0.955
7/16/2021 2:54 AM	0.812	4.229	0.959
7/16/2021 3:00 AM	0.819	4.203	0.95
7/16/2021 3:06 AM	0.841	4.183	0.947
7/16/2021 3:12 AM	0.845	4.169	0.968
7/16/2021 3:18 AM	0.822	4.161	0.958
7/16/2021 3:24 AM	0.823	4.155	0.967
7/16/2021 3:30 AM	0.832	4.136	0.981
7/16/2021 3:36 AM	0.836	4.111	0.984
7/16/2021 3:42 AM	0.829	4.103	0.979
7/16/2021 3:48 AM	0.823	4.099	0.978
7/16/2021 3:54 AM	0.833	4.088	0.989
7/16/2021 4:00 AM	0.849	4.083	0.987
7/16/2021 4:06 AM	0.839	4.07	0.991
7/16/2021 4:12 AM	0.825	4.048	0.993
7/16/2021 4:18 AM	0.819	4.029	5.751
7/16/2021 4:24 AM	0.818	4.019	10.915
7/16/2021 4:30 AM	0.818	4.012	7.294

## Opacity Data Summary Report

**Company:** New York City D.E.P.  
North River Wastewater Resource Recovery Facility  
New York, NY 10031



**Data Group:** Valid Data  
**Report Name:** 3rd Quarter 2021

**Start of Report:** 7/1/2021 0:00  
**End of Report:** 9/30/2021 23:54

All Opacity Data

Date & Time	PE 1	PE 2	PE 4
	%	%	%
7/16/2021 4:36 AM	0.823	4.014	5.22
7/16/2021 4:42 AM	0.826	4.032	4.623
7/16/2021 4:48 AM	0.823	4.058	4.414
7/16/2021 4:54 AM	0.831	4.083	4.16
7/16/2021 5:00 AM	0.829	4.137	4.038
7/16/2021 5:06 AM	0.813	4.208	3.954
7/16/2021 5:12 AM	0.802	4.329	3.942
7/16/2021 5:18 AM	0.794	4.521	3.855
7/16/2021 5:24 AM	0.782	4.826	3.812
7/16/2021 5:30 AM	0.768	5.129	3.818
7/16/2021 5:36 AM	0.75	5.349	3.772
7/16/2021 5:42 AM	0.763	5.535	3.746
7/16/2021 5:48 AM	0.774	5.683	3.713
7/16/2021 5:54 AM	0.782	5.741	3.641
7/16/2021 6:00 AM	0.784	5.763	3.694
7/16/2021 6:06 AM	0.783	5.896	3.725
7/16/2021 6:12 AM	0.8	6.034	3.717
7/16/2021 6:18 AM	0.809	6.104	3.698
7/16/2021 6:24 AM	0.804	6.149	3.668
7/16/2021 6:30 AM	0.795	6.149	3.656
7/16/2021 6:36 AM	0.799	6.112	3.68
7/16/2021 6:42 AM	6.171	6.047	3.691
7/16/2021 6:48 AM	7.794	6.001	3.657
7/16/2021 6:54 AM	5.448	5.954	3.672
7/16/2021 7:00 AM	5.222	5.898	3.776
7/16/2021 7:06 AM	2.128	5.838	3.813
7/16/2021 7:12 AM	1.282	5.776	3.79
7/16/2021 7:18 AM	1.065	5.745	3.747
7/16/2021 7:24 AM	0.988	5.726	3.793
7/16/2021 7:30 AM	0.971	5.662	3.839
7/16/2021 7:36 AM	0.947	5.56	3.866
7/16/2021 7:42 AM	4.752	5.469	3.887
7/16/2021 7:48 AM	8.227	5.415	3.863
7/16/2021 7:54 AM	6.015	5.37	3.96
7/16/2021 8:00 AM	5.41	5.339	4.028
7/16/2021 8:06 AM	6.56	5.325	4.052
7/16/2021 8:12 AM	3.544	5.275	4.107
7/16/2021 8:18 AM	1.165	5.208	4.16
7/16/2021 8:24 AM	0.994	5.18	4.123
7/16/2021 8:30 AM	0.955	5.192	4.066
7/16/2021 8:36 AM	0.945	5.24	4.092
7/16/2021 8:42 AM	0.937	5.27	4.091
7/16/2021 8:48 AM	0.914	5.263	4.174
7/16/2021 8:54 AM	0.914	5.235	4.234
7/16/2021 9:00 AM	0.912	5.216	4.149
7/16/2021 9:06 AM	0.872	5.161	4.132
7/16/2021 9:12 AM	0.821	5.077	4.227
7/16/2021 9:18 AM	0.753	4.942	4.372
7/16/2021 9:24 AM	0.71	4.837	4.294
7/16/2021 9:30 AM	0.669	4.683	4.191

## Opacity Data Summary Report

**Company:** New York City D.E.P.  
North River Wastewater Resource Recovery Facility  
New York, NY 10031



**Data Group:** Valid Data  
**Report Name:** 3rd Quarter 2021

**Start of Report:** 7/1/2021 0:00  
**End of Report:** 9/30/2021 23:54

All Opacity Data

Date & Time	PE 1	PE 2	PE 4
	%	%	%
7/16/2021 9:36 AM	0.609	4.404	4.16
7/16/2021 9:42 AM	0.575	4.07	4.081
7/16/2021 9:48 AM	0.551	3.571	4.068
7/16/2021 9:54 AM	0.525	3.239	4.101
7/16/2021 10:00 AM	0.524	2.954	4.112
7/16/2021 10:06 AM	0.537	2.778	4.094
7/16/2021 10:12 AM	0.547	2.723	4.053
7/16/2021 10:18 AM	0.549	2.693	4.108
7/16/2021 10:24 AM	0.566	2.658	4.15
7/16/2021 10:30 AM	0.592	2.612	4.073
7/16/2021 10:36 AM	0.615	2.551	4.048
7/16/2021 10:42 AM	0.657	2.522	4.123
7/16/2021 10:48 AM	0.684	2.516	3.973
7/16/2021 10:54 AM	0.705	2.531	3.963
7/16/2021 11:00 AM	0.714	2.562	4.064
7/16/2021 11:06 AM	0.711	2.564	3.838
7/16/2021 11:12 AM	0.733	2.573	3.103
7/16/2021 11:18 AM	0.749	2.599	2.973
7/16/2021 11:24 AM	0.771	2.622	3.095
7/16/2021 11:30 AM	0.79	2.626	3.115
7/16/2021 11:36 AM	0.827	2.594	3.149
7/16/2021 11:42 AM	0.768	2.606	3.062
7/16/2021 11:48 AM	0.719	2.619	3.107
7/16/2021 11:54 AM	0.706	2.646	3.219
7/16/2021 12:00 PM	0.637	2.66	3.202
7/16/2021 12:06 PM	0.366	2.695	3.172
7/16/2021 12:12 PM	0.361	2.683	3.2
7/16/2021 12:18 PM	0.354	2.699	3.203
7/16/2021 12:24 PM	0.358	2.756	3.204
7/16/2021 12:30 PM	0.394	2.822	3.221
7/16/2021 12:36 PM	0.416	2.876	3.246
7/16/2021 12:42 PM	0.443	2.925	3.248
7/16/2021 12:48 PM	0.445	2.994	3.248
7/16/2021 12:54 PM	0.46	3.045	3.288
7/16/2021 1:00 PM	0.493	3.031	3.252
7/16/2021 1:06 PM	0.521	2.967	3.227
7/16/2021 1:12 PM	0.545	2.984	3.226
7/16/2021 1:18 PM	0.566	2.981	3.205
7/16/2021 1:24 PM	0.576	2.921	3.185
7/16/2021 1:30 PM	0.573	2.991	3.172
7/16/2021 1:36 PM	0.575	3.055	3.179
7/16/2021 1:42 PM	0.545	3.093	3.185
7/16/2021 1:48 PM	0.509	3.116	3.176
7/16/2021 1:54 PM	0.503	3.099	3.18
7/16/2021 2:00 PM	0.494	3.065	3.172
7/16/2021 2:06 PM	0.447	2.977	3.2
7/16/2021 2:12 PM	0.435	2.836	3.234
7/16/2021 2:18 PM	0.425	2.823	3.185
7/16/2021 2:24 PM	0.415	2.901	3.13
7/16/2021 2:30 PM	0.415	2.976	3.118

## Opacity Data Summary Report

**Company:** New York City D.E.P.  
North River Wastewater Resource Recovery Facility  
New York, NY 10031



**Data Group:** Valid Data  
**Report Name:** 3rd Quarter 2021

**Start of Report:** 7/1/2021 0:00  
**End of Report:** 9/30/2021 23:54

All Opacity Data

Date & Time	PE 1	PE 2	PE 4
	%	%	%
7/16/2021 2:36 PM	0.419	3.157	3.159
7/16/2021 2:42 PM	0.428	3.366	3.18
7/16/2021 2:48 PM	0.43	3.535	3.184
7/16/2021 2:54 PM	0.44	3.669	3.196
7/16/2021 3:00 PM	0.439	3.76	3.203
7/16/2021 3:06 PM	0.44	3.841	3.237
7/16/2021 3:12 PM	0.443	3.959	3.256
7/16/2021 3:18 PM	0.453	4.069	3.198
7/16/2021 3:24 PM	0.468	4.026	3.179
7/16/2021 3:30 PM	0.469	3.924	3.181
7/16/2021 3:36 PM	0.463	3.761	3.161
7/16/2021 3:42 PM	0.466	3.69	3.165
7/16/2021 3:48 PM	0.479	3.672	3.222
7/16/2021 3:54 PM	0.486	3.502	3.225
7/16/2021 4:00 PM	0.472	3.255	3.244
7/16/2021 4:06 PM	0.466	3.129	3.255
7/16/2021 4:12 PM	0.467	3.178	3.222
7/16/2021 4:18 PM	0.448	3.256	3.223
7/16/2021 4:24 PM	0.437	3.259	3.226
7/16/2021 4:30 PM	0.445	3.233	3.241
7/16/2021 4:36 PM	0.443	3.218	3.25
7/16/2021 4:42 PM	0.436	3.247	3.244
7/16/2021 4:48 PM	0.431	3.268	3.214
7/16/2021 4:54 PM	0.438	3.245	3.213
7/16/2021 5:00 PM	0.445	3.239	3.277
7/16/2021 5:06 PM	0.48	3.609	3.282
7/16/2021 5:12 PM	0.52	4.099	3.26
7/16/2021 5:18 PM	0.525	4.249	3.281
7/16/2021 5:24 PM	0.511	4.082	3.241
7/16/2021 5:30 PM	0.519	4.014	3.218
7/16/2021 5:36 PM	0.537	4.187	3.672
7/16/2021 5:42 PM	0.557	4.487	4.492
7/16/2021 5:48 PM	0.564	4.816	4.469
7/16/2021 5:54 PM	0.583	5.091	4.329
7/16/2021 6:00 PM	0.595	5.323	4.287
7/16/2021 6:06 PM	0.599	5.404	4.198
7/16/2021 6:12 PM	0.59	5.396	4.225
7/16/2021 6:18 PM	0.585	5.344	4.208
7/16/2021 6:24 PM	0.568	5.277	4.226
7/16/2021 6:30 PM	0.577	5.2	4.207
7/16/2021 6:36 PM	0.581	5.119	4.169
7/16/2021 6:42 PM	0.586	5.06	4.13
7/16/2021 6:48 PM	0.581	4.985	4.14
7/16/2021 6:54 PM	0.55	4.875	4.13
7/16/2021 7:00 PM	0.53	4.782	4.151
7/16/2021 7:06 PM	0.534	4.764	4.171
7/16/2021 7:12 PM	0.544	4.779	4.189
7/16/2021 7:18 PM	0.534	4.795	4.253
7/16/2021 7:24 PM	0.528	4.821	4.214
7/16/2021 7:30 PM	0.544	4.832	4.153

## Opacity Data Summary Report

**Company:** New York City D.E.P.  
North River Wastewater Resource Recovery Facility  
New York, NY 10031



**Data Group:** Valid Data  
**Report Name:** 3rd Quarter 2021

**Start of Report:** 7/1/2021 0:00  
**End of Report:** 9/30/2021 23:54

All Opacity Data

Date & Time	PE 1	PE 2	PE 4
	%	%	%
7/16/2021 7:36 PM	0.553	4.802	4.236
7/16/2021 7:42 PM	0.528	4.774	4.296
7/16/2021 7:48 PM	0.523	4.768	4.24
7/16/2021 7:54 PM	0.538	4.771	4.271
7/16/2021 8:00 PM	0.542	4.78	4.307
7/16/2021 8:06 PM	0.536	4.815	4.307
7/16/2021 8:12 PM	0.516	4.817	4.336
7/16/2021 8:18 PM	0.51	4.787	4.354
7/16/2021 8:24 PM	0.513	4.786	4.366
7/16/2021 8:30 PM	0.519	4.8	4.335
7/16/2021 8:36 PM	0.529	4.834	4.324
7/16/2021 8:42 PM	0.53	4.853	4.327
7/16/2021 8:48 PM	0.523	4.887	4.307
7/16/2021 8:54 PM	0.526	4.93	4.296
7/16/2021 9:00 PM	0.521	4.926	4.296
7/16/2021 9:06 PM	0.523	4.912	4.367
7/16/2021 9:12 PM	0.519	4.926	4.366
7/16/2021 9:18 PM	0.516	4.949	4.27
7/16/2021 9:24 PM	0.511	4.92	4.258
7/16/2021 9:30 PM	0.5	4.889	4.203
7/16/2021 9:36 PM	0.492	4.869	4.129
7/16/2021 9:42 PM	0.487	4.846	4.142
7/16/2021 9:48 PM	0.49	4.832	4.127
7/16/2021 9:54 PM	0.484	4.861	4.159
7/16/2021 10:00 PM	0.48	4.88	4.215
7/16/2021 10:06 PM	0.465	4.847	4.202
7/16/2021 10:12 PM	0.469	4.836	4.184
7/16/2021 10:18 PM	0.467	4.86	4.094
7/16/2021 10:24 PM	0.464	4.889	3.839
7/16/2021 10:30 PM	0.475	4.885	3.336
7/16/2021 10:36 PM	0.495	4.873	3.101
7/16/2021 10:42 PM	0.497	4.873	3.136
7/16/2021 10:48 PM	0.491	4.876	3.182
7/16/2021 10:54 PM	0.492	4.855	3.219
7/16/2021 11:00 PM	0.49	4.816	3.222
7/16/2021 11:06 PM	0.487	4.788	3.217
7/16/2021 11:12 PM	0.49	4.78	3.218
7/16/2021 11:18 PM	0.493	4.788	3.263
7/16/2021 11:24 PM	0.496	4.781	4.06
7/16/2021 11:30 PM	0.484	4.776	4.6
7/16/2021 11:36 PM	0.477	4.785	4.448
7/16/2021 11:42 PM	0.471	4.802	4.338
7/16/2021 11:48 PM	0.482	4.83	4.368
7/16/2021 11:54 PM	0.48	4.845	4.358
7/17/2021 12:00 AM	0.487	4.86	4.242
7/17/2021 12:06 AM	0.483	4.879	3.527
7/17/2021 12:12 AM	0.485	4.906	3.168
7/17/2021 12:18 AM	0.489	4.929	3.896
7/17/2021 12:24 AM	0.49	4.943	4.507
7/17/2021 12:30 AM	0.488	4.959	4.318

## Opacity Data Summary Report

**Company:** New York City D.E.P.  
North River Wastewater Resource Recovery Facility  
New York, NY 10031



**Data Group:** Valid Data  
**Report Name:** 3rd Quarter 2021

**Start of Report:** 7/1/2021 0:00  
**End of Report:** 9/30/2021 23:54

All Opacity Data

Date & Time	PE 1	PE 2	PE 4
	%	%	%
7/17/2021 12:36 AM	0.487	4.972	4.302
7/17/2021 12:42 AM	0.478	4.983	4.164
7/17/2021 12:48 AM	0.468	4.983	4.083
7/17/2021 12:54 AM	0.461	4.982	4.151
7/17/2021 1:00 AM	0.454	4.965	4.125
7/17/2021 1:06 AM	0.462	4.933	4.176
7/17/2021 1:12 AM	0.461	4.891	4.234
7/17/2021 1:18 AM	0.452	4.838	4.211
7/17/2021 1:24 AM	0.446	4.784	4.184
7/17/2021 1:30 AM	0.448	4.757	4.134
7/17/2021 1:36 AM	0.44	4.766	4.155
7/17/2021 1:42 AM	0.428	4.774	4.129
7/17/2021 1:48 AM	0.424	4.757	4.105
7/17/2021 1:54 AM	0.429	4.744	4.098
7/17/2021 2:00 AM	0.437	4.733	4.084
7/17/2021 2:06 AM	0.422	4.72	4.051
7/17/2021 2:12 AM	0.412	4.719	4.042
7/17/2021 2:18 AM	0.414	4.732	4.006
7/17/2021 2:24 AM	0.417	4.742	4.06
7/17/2021 2:30 AM	0.424	4.757	4.089
7/17/2021 2:36 AM	0.429	4.801	4.071
7/17/2021 2:42 AM	0.42	4.82	4.065
7/17/2021 2:48 AM	0.409	4.801	4.021
7/17/2021 2:54 AM	0.396	4.778	4.068
7/17/2021 3:00 AM	0.398	4.742	4.064
7/17/2021 3:06 AM	0.41	4.723	4.057
7/17/2021 3:12 AM	0.4	4.705	4.095
7/17/2021 3:18 AM	0.389	4.689	4.155
7/17/2021 3:24 AM	0.388	4.678	4.188
7/17/2021 3:30 AM	0.397	4.665	4.205
7/17/2021 3:36 AM	0.401	4.646	4.121
7/17/2021 3:42 AM	0.394	4.629	4.088
7/17/2021 3:48 AM	0.379	4.615	4.132
7/17/2021 3:54 AM	0.378	4.6	4.089
7/17/2021 4:00 AM	0.383	4.584	4.055
7/17/2021 4:06 AM	0.393	4.586	4.051
7/17/2021 4:12 AM	0.392	4.634	4.059
7/17/2021 4:18 AM	0.38	4.675	4.077
7/17/2021 4:24 AM	0.389	4.656	4.073
7/17/2021 4:30 AM	0.384	4.662	4.067
7/17/2021 4:36 AM	0.376	4.677	4.013
7/17/2021 4:42 AM	0.378	4.672	4.004
7/17/2021 4:48 AM	0.379	4.709	3.997
7/17/2021 4:54 AM	0.364	4.767	4.029
7/17/2021 5:00 AM	0.37	4.826	4.075
7/17/2021 5:06 AM	0.378	4.882	4.123
7/17/2021 5:12 AM	0.352	4.978	4.179
7/17/2021 5:18 AM	0.344	5.198	4.142
7/17/2021 5:24 AM	0.338	5.536	4.11
7/17/2021 5:30 AM	0.314	5.834	4.112



## Opacity Data Summary Report

**Company:** New York City D.E.P.  
 North River Wastewater Resource Recovery Facility  
 New York, NY 10031



**Data Group:** Valid Data  
**Report Name:** 3rd Quarter 2021

**Start of Report:** 7/1/2021 0:00  
**End of Report:** 9/30/2021 23:54

All Opacity Data

Date & Time	PE 1	PE 2	PE 4
	%	%	%
7/17/2021 5:36 AM	0.298	6.052	4.12
7/17/2021 5:42 AM	0.301	6.238	4.161
7/17/2021 5:48 AM	0.32	6.37	4.176
7/17/2021 5:54 AM	0.345	6.469	4.147
7/17/2021 6:00 AM	0.346	6.578	4.103
7/17/2021 6:06 AM	0.345	6.656	4.09
7/17/2021 6:12 AM	0.355	6.692	4.151
7/17/2021 6:18 AM	0.362	6.682	4.184
7/17/2021 6:24 AM	0.367	6.651	4.183
7/17/2021 6:30 AM	0.357	6.59	4.177
7/17/2021 6:36 AM	0.366	6.513	4.191
7/17/2021 6:42 AM	0.372	6.433	4.233
7/17/2021 6:48 AM	0.357	6.374	4.281
7/17/2021 6:54 AM	17.463	6.291	4.276
7/17/2021 7:00 AM	38.358	6.173	4.248
7/17/2021 7:06 AM	20.94	6.052	3.998
7/17/2021 7:12 AM	10.844	6.026	3.634
7/17/2021 7:18 AM	6.604	5.894	3.484
7/17/2021 7:24 AM	4.642	5.685	3.49
7/17/2021 7:30 AM	2.626	5.41	3.414
7/17/2021 7:36 AM	1.226	4.9	3.27
7/17/2021 7:42 AM	0.839	4.212	3.197
7/17/2021 7:48 AM	0.856	3.607	3.175
7/17/2021 7:54 AM	0.917	3.121	3.192
7/17/2021 8:00 AM	0.96	2.894	3.211
7/17/2021 8:06 AM	0.967	2.848	3.185
7/17/2021 8:12 AM	0.978	2.871	3.199
7/17/2021 8:18 AM	1.114	3.284	3.209
7/17/2021 8:24 AM	1.106	4.041	3.177
7/17/2021 8:30 AM	0.935	4.683	3.181
7/17/2021 8:36 AM	0.901	5.17	3.22
7/17/2021 8:42 AM	0.869	5.32	3.204
7/17/2021 8:48 AM	0.795	5.309	3.177
7/17/2021 8:54 AM	0.586	5.353	3.182
7/17/2021 9:00 AM	0.436	5.399	3.219
7/17/2021 9:06 AM	0.312	5.401	3.219
7/17/2021 9:12 AM	0.272	5.373	3.198
7/17/2021 9:18 AM	0.26	5.287	3.216
7/17/2021 9:24 AM	0.229	5.009	3.277
7/17/2021 9:30 AM	0.257	4.66	3.314
7/17/2021 9:36 AM	0.288	4.294	3.311
7/17/2021 9:42 AM	0.313	3.859	3.312
7/17/2021 9:48 AM	0.354	3.479	3.326
7/17/2021 9:54 AM	0.401	3.198	3.352
7/17/2021 10:00 AM	0.462	2.968	3.386
7/17/2021 10:06 AM	0.509	2.844	3.387
7/17/2021 10:12 AM	0.558	2.797	3.335
7/17/2021 10:18 AM	0.583	2.766	3.322
7/17/2021 10:24 AM	0.607	2.724	3.353
7/17/2021 10:30 AM	0.634	2.664	3.383

## Opacity Data Summary Report

**Company:** New York City D.E.P.  
North River Wastewater Resource Recovery Facility  
New York, NY 10031



**Data Group:** Valid Data  
**Report Name:** 3rd Quarter 2021

**Start of Report:** 7/1/2021 0:00  
**End of Report:** 9/30/2021 23:54

All Opacity Data

Date & Time	PE 1	PE 2	PE 4
	%	%	%
7/17/2021 10:36 AM	0.638	2.594	3.366
7/17/2021 10:42 AM	0.642	2.563	3.356
7/17/2021 10:48 AM	0.635	2.549	3.386
7/17/2021 10:54 AM	0.609	2.545	3.405
7/17/2021 11:00 AM	0.587	2.564	3.394
7/17/2021 11:06 AM	0.596	2.583	3.46
7/17/2021 11:12 AM	0.734	2.579	3.497
7/17/2021 11:18 AM	0.573	2.59	3.421
7/17/2021 11:24 AM	0.36	2.618	3.427
7/17/2021 11:30 AM	0.237	2.697	3.448
7/17/2021 11:36 AM	0.166	2.79	3.425
7/17/2021 11:42 AM	0.144	2.798	3.446
7/17/2021 11:48 AM	0.181	2.777	3.451
7/17/2021 11:54 AM	0.191	2.79	3.393
7/17/2021 12:00 PM	0.133	2.808	3.385
7/17/2021 12:06 PM	0.434	2.84	3.349
7/17/2021 12:12 PM	0.714	2.86	3.356
7/17/2021 12:18 PM	0.708	2.863	3.311
7/17/2021 12:24 PM	0.579	2.904	3.317
7/17/2021 12:30 PM	0.552	2.959	3.328
7/17/2021 12:36 PM	0.513	3.095	3.32
7/17/2021 12:42 PM	0.483	3.655	3.336
7/17/2021 12:48 PM	0.434	4.151	3.319
7/17/2021 12:54 PM	0.403	4.612	3.302
7/17/2021 1:00 PM	0.341	5.76	3.379
7/17/2021 1:06 PM	0.327	6.721	3.468
7/17/2021 1:12 PM	0.385	7.187	4.074
7/17/2021 1:18 PM	0.386	7.403	4.362
7/17/2021 1:24 PM	0.45	7.334	3.921
7/17/2021 1:30 PM	0.534	7.177	3.8
7/17/2021 1:36 PM	0.577	7.168	3.634
7/17/2021 1:42 PM	0.446	7.258	3.657
7/17/2021 1:48 PM	0.184	7.057	3.763
7/17/2021 1:54 PM	0.185	6.668	3.823
7/17/2021 2:00 PM	0.197	6.354	3.875
7/17/2021 2:06 PM	0.197	6.225	3.874
7/17/2021 2:12 PM	0.166	6.165	3.8
7/17/2021 2:18 PM	0.508	6.097	4.053
7/17/2021 2:24 PM	0.985	6.012	4.521
7/17/2021 2:30 PM	1.029	5.925	4.464
7/17/2021 2:36 PM	1.034	5.805	4.295
7/17/2021 2:42 PM	0.997	5.636	4.354
7/17/2021 2:48 PM	0.96	5.381	4.409
7/17/2021 2:54 PM	0.979	5.265	4.43
7/17/2021 3:00 PM	0.962	5.21	4.37
7/17/2021 3:06 PM	0.923	5.201	4.195
7/17/2021 3:12 PM	0.899	5.206	4.068
7/17/2021 3:18 PM	0.865	5.158	4.113
7/17/2021 3:24 PM	0.808	5.079	4.11
7/17/2021 3:30 PM	0.755	5.005	4.088

## Opacity Data Summary Report

**Company:** New York City D.E.P.  
North River Wastewater Resource Recovery Facility  
New York, NY 10031



**Data Group:** Valid Data  
**Report Name:** 3rd Quarter 2021

**Start of Report:** 7/1/2021 0:00  
**End of Report:** 9/30/2021 23:54

All Opacity Data

Date & Time	PE 1	PE 2	PE 4
	%	%	%
7/17/2021 3:36 PM	0.686	4.92	4.133
7/17/2021 3:42 PM	0.656	4.785	4.205
7/17/2021 3:48 PM	0.609	4.628	4.177
7/17/2021 3:54 PM	0.627	4.372	4.102
7/17/2021 4:00 PM	0.67	4.019	4.134
7/17/2021 4:06 PM	0.73	3.749	4.217
7/17/2021 4:12 PM	0.752	3.703	4.206
7/17/2021 4:18 PM	0.768	3.793	4.16
7/17/2021 4:24 PM	0.732	3.879	4.173
7/17/2021 4:30 PM	0.675	3.966	4.212
7/17/2021 4:36 PM	0.685	4.102	4.183
7/17/2021 4:42 PM	0.662	4.312	4.022
7/17/2021 4:48 PM	0.617	4.555	3.902
7/17/2021 4:54 PM	0.658	4.802	3.936
7/17/2021 5:00 PM	0.683	5.018	4.024
7/17/2021 5:06 PM	0.652	5.213	4.064
7/17/2021 5:12 PM	0.663	5.361	4.053
7/17/2021 5:18 PM	0.665	5.502	4.082
7/17/2021 5:24 PM	0.647	5.604	4.076
7/17/2021 5:30 PM	0.524	5.696	3.895
7/17/2021 5:36 PM	0.289	5.754	3.515
7/17/2021 5:42 PM	0.215	5.792	3.392
7/17/2021 5:48 PM	0.248	5.809	3.428
7/17/2021 5:54 PM	0.264	5.813	3.445
7/17/2021 6:00 PM	0.255	5.812	3.483
7/17/2021 6:06 PM	0.265	5.806	3.54
7/17/2021 6:12 PM	0.22	5.798	3.534
7/17/2021 6:18 PM	0.182	5.78	3.495
7/17/2021 6:24 PM	0.117	5.752	3.498
7/17/2021 6:30 PM	0.002	5.725	3.441
7/17/2021 6:36 PM	-0.182	5.711	3.172
7/17/2021 6:42 PM	-0.206	5.578	3.072
7/17/2021 6:48 PM	-0.112	5.388	3.148
7/17/2021 6:54 PM	-0.046	5.188	3.193
7/17/2021 7:00 PM	-0.023	5.068	3.204
7/17/2021 7:06 PM	-0.031	5.013	3.217
7/17/2021 7:12 PM	-0.035	4.975	3.243
7/17/2021 7:18 PM	-0.043	4.948	3.218
7/17/2021 7:24 PM	-0.05	4.957	3.203
7/17/2021 7:30 PM	-0.068	5.036	3.221
7/17/2021 7:36 PM	-0.097	5.041	3.224
7/17/2021 7:42 PM	-0.129	4.951	3.221
7/17/2021 7:48 PM	-0.151	4.805	3.241
7/17/2021 7:54 PM	-0.173	4.729	3.216
7/17/2021 8:00 PM	-0.174	4.753	3.197
7/17/2021 8:06 PM	-0.082	4.784	3.22
7/17/2021 8:12 PM	0.045	4.88	3.239
7/17/2021 8:18 PM	0.144	5.034	3.264
7/17/2021 8:24 PM	0.243	5.053	3.295
7/17/2021 8:30 PM	0.281	4.977	3.251

## Opacity Data Summary Report

**Company:** New York City D.E.P.  
North River Wastewater Resource Recovery Facility  
New York, NY 10031



**Data Group:** Valid Data  
**Report Name:** 3rd Quarter 2021

**Start of Report:** 7/1/2021 0:00  
**End of Report:** 9/30/2021 23:54

All Opacity Data

Date & Time	PE 1	PE 2	PE 4
	%	%	%
7/17/2021 8:36 PM	0.267	4.826	3.218
7/17/2021 8:42 PM	0.281	4.604	3.222
7/17/2021 8:48 PM	0.277	4.461	3.21
7/17/2021 8:54 PM	0.262	4.369	3.201
7/17/2021 9:00 PM	0.251	4.345	3.225
7/17/2021 9:06 PM	0.248	4.434	3.23
7/17/2021 9:12 PM	0.26	4.647	3.254
7/17/2021 9:18 PM	0.278	4.885	3.284
7/17/2021 9:24 PM	0.297	5.105	3.295
7/17/2021 9:30 PM	0.395	5.32	3.321
7/17/2021 9:36 PM	0.576	5.498	3.332
7/17/2021 9:42 PM	0.5	5.599	3.341
7/17/2021 9:48 PM	0.53	5.611	3.387
7/17/2021 9:54 PM	0.735	5.579	3.661
7/17/2021 10:00 PM	0.766	5.51	3.805
7/17/2021 10:06 PM	0.841	5.391	4.186
7/17/2021 10:12 PM	0.968	5.297	4.753
7/17/2021 10:18 PM	0.94	5.25	4.58
7/17/2021 10:24 PM	0.911	5.193	4.418
7/17/2021 10:30 PM	0.847	5.148	4.413
7/17/2021 10:36 PM	0.836	5.168	4.388
7/17/2021 10:42 PM	0.835	5.212	4.343
7/17/2021 10:48 PM	0.842	5.187	4.269
7/17/2021 10:54 PM	0.867	5.134	4.155
7/17/2021 11:00 PM	0.857	5.132	3.911
7/17/2021 11:06 PM	0.769	5.15	3.896
7/17/2021 11:12 PM	0.705	5.151	4.025
7/17/2021 11:18 PM	0.729	5.18	4.056
7/17/2021 11:24 PM	0.755	5.176	4.06
7/17/2021 11:30 PM	0.772	5.025	4
7/17/2021 11:36 PM	0.816	4.871	3.992
7/17/2021 11:42 PM	0.872	4.863	4.046
7/17/2021 11:48 PM	0.892	4.901	4.052
7/17/2021 11:54 PM	0.877	4.961	4.078
7/18/2021 12:00 AM	0.878	5.079	4.07
7/18/2021 12:06 AM	0.854	5.164	4.097
7/18/2021 12:12 AM	0.773	5.148	4.12
7/18/2021 12:18 AM	0.752	5.139	4.055
7/18/2021 12:24 AM	0.741	5.172	4.085
7/18/2021 12:30 AM	0.703	5.212	4.099
7/18/2021 12:36 AM	0.673	5.243	4.141
7/18/2021 12:42 AM	0.665	5.247	4.115
7/18/2021 12:48 AM	0.651	5.255	4.11
7/18/2021 12:54 AM	0.703	5.27	4.051
7/18/2021 1:00 AM	0.71	5.289	4.01
7/18/2021 1:06 AM	0.67	5.298	4.066
7/18/2021 1:12 AM	0.668	5.291	4.112
7/18/2021 1:18 AM	0.667	5.286	4.076
7/18/2021 1:24 AM	0.618	5.246	4.114
7/18/2021 1:30 AM	0.583	5.173	4.135

## Opacity Data Summary Report

**Company:** New York City D.E.P.  
 North River Wastewater Resource Recovery Facility  
 New York, NY 10031



**Data Group:** Valid Data  
**Report Name:** 3rd Quarter 2021

**Start of Report:** 7/1/2021 0:00  
**End of Report:** 9/30/2021 23:54

All Opacity Data

Date & Time	PE 1	PE 2	PE 4
	%	%	%
7/18/2021 1:36 AM	0.565	5.098	4.067
7/18/2021 1:42 AM	0.561	4.995	4.024
7/18/2021 1:48 AM	0.519	4.916	4.048
7/18/2021 1:54 AM	0.425	4.842	4.117
7/18/2021 2:00 AM	0.309	4.769	4.148
7/18/2021 2:06 AM	0.346	4.707	4.129
7/18/2021 2:12 AM	0.076	4.668	3.14
7/18/2021 2:18 AM	-0.184	4.628	2.132
7/18/2021 2:24 AM	-0.125	4.577	2.258
7/18/2021 2:30 AM	-0.067	4.543	2.366
7/18/2021 2:36 AM	-0.037	4.525	2.401
7/18/2021 2:42 AM	-0.039	4.507	2.434
7/18/2021 2:48 AM	-0.04	4.495	2.494
7/18/2021 2:54 AM	-0.05	4.47	2.544
7/18/2021 3:00 AM	-0.042	4.457	2.628
7/18/2021 3:06 AM	-0.039	4.469	2.692
7/18/2021 3:12 AM	-0.042	4.465	2.747
7/18/2021 3:18 AM	-0.064	4.465	2.76
7/18/2021 3:24 AM	-0.06	4.474	2.87
7/18/2021 3:30 AM	-0.066	4.459	2.863
7/18/2021 3:36 AM	-0.088	4.438	2.761
7/18/2021 3:42 AM	-0.092	4.427	2.789
7/18/2021 3:48 AM	-0.092	4.413	2.805
7/18/2021 3:54 AM	-0.085	4.4	1.966
7/18/2021 4:00 AM	-0.11	4.385	1.023
7/18/2021 4:06 AM	-0.14	4.366	1.027
7/18/2021 4:12 AM	-0.149	4.348	1.023
7/18/2021 4:18 AM	-0.163	4.329	1.038
7/18/2021 4:24 AM	-0.177	4.309	1.021
7/18/2021 4:30 AM	-0.172	4.271	1.021
7/18/2021 4:36 AM	-0.181	4.221	1.034
7/18/2021 4:42 AM	-0.178	4.188	1.029
7/18/2021 4:48 AM	0.058	4.16	1.017
7/18/2021 4:54 AM	0.304	4.128	1.022
7/18/2021 5:00 AM	0.258	4.089	1.037
7/18/2021 5:06 AM	0.065	4.056	1.036
7/18/2021 5:12 AM	-0.049	4.024	1.043
7/18/2021 5:18 AM	0.002	3.994	1.03
7/18/2021 5:24 AM	0.023	3.974	1.037
7/18/2021 5:30 AM	0.035	3.951	1.046
7/18/2021 5:36 AM	0.039	3.926	1.038
7/18/2021 5:42 AM	0.028	3.899	1.031
7/18/2021 5:48 AM	-0.002	3.882	1.04
7/18/2021 5:54 AM	-0.013	3.867	1.04
7/18/2021 6:00 AM	-0.018	3.852	1.038
7/18/2021 6:06 AM	-0.027	3.855	1.049
7/18/2021 6:12 AM	-0.039	3.874	1.046
7/18/2021 6:18 AM	-0.047	3.926	1.044
7/18/2021 6:24 AM	-0.042	3.96	1.036
7/18/2021 6:30 AM	-0.045	4.012	1.012

## Opacity Data Summary Report

**Company:** New York City D.E.P.  
North River Wastewater Resource Recovery Facility  
New York, NY 10031



**Data Group:** Valid Data  
**Report Name:** 3rd Quarter 2021

**Start of Report:** 7/1/2021 0:00  
**End of Report:** 9/30/2021 23:54

All Opacity Data

Date & Time	PE 1	PE 2	PE 4
	%	%	%
7/18/2021 6:36 AM	-0.039	4.158	1.024
7/18/2021 6:42 AM	-0.062	4.373	1.043
7/18/2021 6:48 AM	0.282	4.63	1.035
7/18/2021 6:54 AM	0.798	4.824	1.008
7/18/2021 7:00 AM	0.792	4.841	1.012
7/18/2021 7:06 AM	0.737	4.782	1.029
7/18/2021 7:12 AM	0.723	4.78	1.031
7/18/2021 7:18 AM	0.734	4.762	1.007
7/18/2021 7:24 AM	0.733	4.731	1.009
7/18/2021 7:30 AM	0.701	4.767	1.026
7/18/2021 7:36 AM	0.66	4.977	1.014
7/18/2021 7:42 AM	0.662	5.101	1.002
7/18/2021 7:48 AM	0.663	5.04	1.007
7/18/2021 7:54 AM	0.669	5.014	1.008
7/18/2021 8:00 AM	0.64	4.985	0.994
7/18/2021 8:06 AM	0.657	4.94	0.998
7/18/2021 8:12 AM	0.689	4.846	1.015
7/18/2021 8:18 AM	0.72	4.739	1.006
7/18/2021 8:24 AM	0.74	4.688	1.001
7/18/2021 8:30 AM	0.728	4.655	0.998
7/18/2021 8:36 AM	0.747	4.577	1.01
7/18/2021 8:42 AM	0.756	4.438	1.031
7/18/2021 8:48 AM	0.745	4.352	1.026
7/18/2021 8:54 AM	0.742	4.319	1.008
7/18/2021 9:00 AM	0.764	4.372	1.011
7/18/2021 9:06 AM	0.762	4.526	1.009
7/18/2021 9:12 AM	0.743	4.674	4.026
7/18/2021 9:18 AM	0.328	4.759	7.38
7/18/2021 9:24 AM	-0.117	4.758	4.904
7/18/2021 9:30 AM	-0.03	4.726	3.573
7/18/2021 9:36 AM	0.047	4.708	3.303
7/18/2021 9:42 AM	0.071	4.867	3.219
7/18/2021 9:48 AM	0.07	5.075	3.219
7/18/2021 9:54 AM	0.097	5.137	3.165
7/18/2021 10:00 AM	0.139	5.107	3.126
7/18/2021 10:06 AM	0.177	5.095	3.144
7/18/2021 10:12 AM	0.202	5.056	3.148
7/18/2021 10:18 AM	0.234	4.946	3.128
7/18/2021 10:24 AM	0.271	4.898	3.113
7/18/2021 10:30 AM	0.318	4.841	3.022
7/18/2021 10:36 AM	0.339	4.762	2.977
7/18/2021 10:42 AM	0.36	4.722	3.036
7/18/2021 10:48 AM	0.412	4.704	3.076
7/18/2021 10:54 AM	0.451	4.692	3.12
7/18/2021 11:00 AM	0.476	4.712	3.107
7/18/2021 11:06 AM	0.506	4.701	3.067
7/18/2021 11:12 AM	0.555	4.627	3.02
7/18/2021 11:18 AM	0.593	4.509	2.998
7/18/2021 11:24 AM	0.605	4.471	2.974
7/18/2021 11:30 AM	0.609	4.523	2.95

## Opacity Data Summary Report

**Company:** New York City D.E.P.  
North River Wastewater Resource Recovery Facility  
New York, NY 10031



**Data Group:** Valid Data  
**Report Name:** 3rd Quarter 2021

**Start of Report:** 7/1/2021 0:00  
**End of Report:** 9/30/2021 23:54

All Opacity Data

Date & Time	PE 1	PE 2	PE 4
	%	%	%
7/18/2021 11:36 AM	0.596	4.552	2.956
7/18/2021 11:42 AM	0.598	4.485	2.935
7/18/2021 11:48 AM	0.603	4.397	2.934
7/18/2021 11:54 AM	0.584	4.315	2.932
7/18/2021 12:00 PM	0.65	4.181	2.881
7/18/2021 12:06 PM	0.909	3.836	2.825
7/18/2021 12:12 PM	0.901	3.695	2.825
7/18/2021 12:18 PM	0.893	3.489	2.836
7/18/2021 12:24 PM	0.874	3.361	2.834
7/18/2021 12:30 PM	0.89	3.34	2.825
7/18/2021 12:36 PM	0.943	3.441	2.795
7/18/2021 12:42 PM	0.949	3.653	2.798
7/18/2021 12:48 PM	0.959	3.852	2.817
7/18/2021 12:54 PM	0.963	3.904	2.827
7/18/2021 1:00 PM	0.965	3.819	2.834
7/18/2021 1:06 PM	0.993	3.725	2.811
7/18/2021 1:12 PM	1.016	3.724	2.814
7/18/2021 1:18 PM	1.028	3.702	2.836
7/18/2021 1:24 PM	1.017	3.695	2.834
7/18/2021 1:30 PM	1.027	3.752	2.893
7/18/2021 1:36 PM	1.05	3.804	2.936
7/18/2021 1:42 PM	1.037	3.874	2.965
7/18/2021 1:48 PM	1.055	3.968	3.012
7/18/2021 1:54 PM	0.995	4.087	3.012
7/18/2021 2:00 PM	0.711	4.15	2.977
7/18/2021 2:06 PM	0.517	4.134	2.986
7/18/2021 2:12 PM	0.447	4.133	2.981
7/18/2021 2:18 PM	0.478	4.116	2.956
7/18/2021 2:24 PM	0.562	4.008	2.949
7/18/2021 2:30 PM	0.618	3.904	2.953
7/18/2021 2:36 PM	0.642	3.816	2.924
7/18/2021 2:42 PM	0.664	3.828	2.863
7/18/2021 2:48 PM	0.665	3.777	2.819
7/18/2021 2:54 PM	0.66	3.784	2.848
7/18/2021 3:00 PM	0.666	3.925	2.876
7/18/2021 3:06 PM	0.667	3.981	2.866
7/18/2021 3:12 PM	0.664	3.97	2.849
7/18/2021 3:18 PM	0.668	3.96	2.838
7/18/2021 3:24 PM	0.664	3.935	2.848
7/18/2021 3:30 PM	0.659	3.872	2.851
7/18/2021 3:36 PM	0.655	3.841	2.84
7/18/2021 3:42 PM	0.655	3.802	2.848
7/18/2021 3:48 PM	0.645	3.631	2.833
7/18/2021 3:54 PM	0.614	3.447	2.819
7/18/2021 4:00 PM	0.617	3.506	2.837
7/18/2021 4:06 PM	0.636	3.795	2.857
7/18/2021 4:12 PM	0.636	4.1	2.854
7/18/2021 4:18 PM	0.627	4.236	2.838
7/18/2021 4:24 PM	0.605	4.261	2.82
7/18/2021 4:30 PM	0.594	4.244	2.835

## Opacity Data Summary Report

**Company:** New York City D.E.P.  
North River Wastewater Resource Recovery Facility  
New York, NY 10031



**Data Group:** Valid Data  
**Report Name:** 3rd Quarter 2021

**Start of Report:** 7/1/2021 0:00  
**End of Report:** 9/30/2021 23:54

All Opacity Data

Date & Time	PE 1	PE 2	PE 4
	%	%	%
7/18/2021 4:36 PM	0.605	4.221	2.834
7/18/2021 4:42 PM	0.6	4.177	2.833
7/18/2021 4:48 PM	0.609	4.104	2.851
7/18/2021 4:54 PM	0.611	4.068	2.869
7/18/2021 5:00 PM	0.597	4.151	2.868
7/18/2021 5:06 PM	0.596	4.296	2.797
7/18/2021 5:12 PM	0.485	4.366	2.764
7/18/2021 5:18 PM	0.259	4.372	2.788
7/18/2021 5:24 PM	0.231	4.417	2.826
7/18/2021 5:30 PM	0.372	4.434	2.827
7/18/2021 5:36 PM	0.473	4.421	2.831
7/18/2021 5:42 PM	0.54	4.412	2.846
7/18/2021 5:48 PM	0.578	4.413	2.842
7/18/2021 5:54 PM	0.597	4.406	2.843
7/18/2021 6:00 PM	0.636	4.366	2.847
7/18/2021 6:06 PM	0.709	4.326	2.876
7/18/2021 6:12 PM	0.724	4.3	2.906
7/18/2021 6:18 PM	0.626	4.26	2.885
7/18/2021 6:24 PM	0.583	4.246	2.854
7/18/2021 6:30 PM	0.564	4.206	2.888
7/18/2021 6:36 PM	0.562	4.185	2.899
7/18/2021 6:42 PM	0.565	4.176	2.909
7/18/2021 6:48 PM	0.565	4.126	2.907
7/18/2021 6:54 PM	0.553	4.085	2.895
7/18/2021 7:00 PM	0.542	4.068	2.894
7/18/2021 7:06 PM	0.542	4.063	2.88
7/18/2021 7:12 PM	0.537	4.06	2.895
7/18/2021 7:18 PM	0.529	4.052	2.882
7/18/2021 7:24 PM	0.515	4.039	2.91
7/18/2021 7:30 PM	0.507	4.032	2.913
7/18/2021 7:36 PM	0.494	4.009	2.907
7/18/2021 7:42 PM	0.483	3.991	2.936
7/18/2021 7:48 PM	0.479	3.969	2.961
7/18/2021 7:54 PM	0.47	3.939	2.979
7/18/2021 8:00 PM	0.462	3.918	2.959
7/18/2021 8:06 PM	0.444	3.914	2.934
7/18/2021 8:12 PM	0.443	3.899	2.931
7/18/2021 8:18 PM	0.446	3.876	2.893
7/18/2021 8:24 PM	0.419	3.852	2.884
7/18/2021 8:30 PM	0.398	3.841	2.921
7/18/2021 8:36 PM	0.395	3.837	2.93
7/18/2021 8:42 PM	0.399	3.828	2.915
7/18/2021 8:48 PM	0.401	3.822	2.919
7/18/2021 8:54 PM	0.394	3.826	2.931
7/18/2021 9:00 PM	0.404	3.81	2.947
7/18/2021 9:06 PM	0.407	3.778	2.973
7/18/2021 9:12 PM	0.405	3.752	2.965
7/18/2021 9:18 PM	0.408	3.73	2.964
7/18/2021 9:24 PM	0.431	3.72	2.927
7/18/2021 9:30 PM	0.434	3.723	2.894



## Opacity Data Summary Report

**Company:** New York City D.E.P.  
North River Wastewater Resource Recovery Facility  
New York, NY 10031



**Data Group:** Valid Data  
**Report Name:** 3rd Quarter 2021

**Start of Report:** 7/1/2021 0:00  
**End of Report:** 9/30/2021 23:54

All Opacity Data

Date & Time	PE 1	PE 2	PE 4
	%	%	%
7/18/2021 9:36 PM	0.412	3.72	2.875
7/18/2021 9:42 PM	0.412	3.702	2.87
7/18/2021 9:48 PM	0.418	3.692	2.902
7/18/2021 9:54 PM	0.401	3.698	2.898
7/18/2021 10:00 PM	0.389	3.711	2.882
7/18/2021 10:06 PM	0.376	3.73	2.872
7/18/2021 10:12 PM	0.362	3.756	2.9
7/18/2021 10:18 PM	0.351	3.774	2.86
7/18/2021 10:24 PM	0.356	3.786	2.86
7/18/2021 10:30 PM	0.37	3.797	2.866
7/18/2021 10:36 PM	0.375	3.809	2.854
7/18/2021 10:42 PM	0.372	3.821	2.862
7/18/2021 10:48 PM	0.368	3.825	2.84
7/18/2021 10:54 PM	0.367	3.839	2.835
7/18/2021 11:00 PM	0.494	3.849	2.287
7/18/2021 11:06 PM	0.649	3.862	1.044
7/18/2021 11:12 PM	0.541	3.895	0.853
7/18/2021 11:18 PM	0.44	3.924	0.866
7/18/2021 11:24 PM	0.383	3.944	0.883
7/18/2021 11:30 PM	0.342	3.957	0.9
7/18/2021 11:36 PM	0.295	3.967	0.905
7/18/2021 11:42 PM	0.248	3.963	0.9
7/18/2021 11:48 PM	0.288	3.946	0.894
7/18/2021 11:54 PM	0.357	3.932	0.889
7/19/2021 12:00 AM	0.393	3.898	0.894
7/19/2021 12:06 AM	0.404	3.845	0.916
7/19/2021 12:12 AM	0.388	3.792	0.91
7/19/2021 12:18 AM	0.355	3.754	0.916
7/19/2021 12:24 AM	0.335	3.734	0.925
7/19/2021 12:30 AM	0.326	3.729	0.919
7/19/2021 12:36 AM	0.281	3.725	0.943
7/19/2021 12:42 AM	0.256	3.704	0.927
7/19/2021 12:48 AM	0.26	3.69	0.92
7/19/2021 12:54 AM	0.229	3.685	0.927
7/19/2021 1:00 AM	0.195	3.677	0.918
7/19/2021 1:06 AM	0.209	3.679	0.927
7/19/2021 1:12 AM	0.197	3.68	0.928
7/19/2021 1:18 AM	0.192	3.674	0.924
7/19/2021 1:24 AM	0.171	3.666	0.924
7/19/2021 1:30 AM	0.152	3.654	0.907
7/19/2021 1:36 AM	0.146	3.646	0.922
7/19/2021 1:42 AM	0.151	3.631	0.929
7/19/2021 1:48 AM	0.146	3.619	0.925
7/19/2021 1:54 AM	0.144	3.62	0.935
7/19/2021 2:00 AM	0.164	3.63	0.935
7/19/2021 2:06 AM	0.17	3.632	0.915
7/19/2021 2:12 AM	0.157	3.625	0.926
7/19/2021 2:18 AM	0.155	3.608	0.937
7/19/2021 2:24 AM	0.158	3.582	0.942
7/19/2021 2:30 AM	0.166	3.55	0.939

## Opacity Data Summary Report

**Company:** New York City D.E.P.  
North River Wastewater Resource Recovery Facility  
New York, NY 10031



**Data Group:** Valid Data  
**Report Name:** 3rd Quarter 2021

**Start of Report:** 7/1/2021 0:00  
**End of Report:** 9/30/2021 23:54

All Opacity Data

Date & Time	PE 1	PE 2	PE 4
	%	%	%
7/19/2021 2:36 AM	0.18	3.53	0.936
7/19/2021 2:42 AM	0.185	3.512	0.931
7/19/2021 2:48 AM	0.186	3.488	0.932
7/19/2021 2:54 AM	0.182	3.462	0.952
7/19/2021 3:00 AM	0.172	3.418	0.954
7/19/2021 3:06 AM	0.203	3.387	0.941
7/19/2021 3:12 AM	0.202	3.368	0.947
7/19/2021 3:18 AM	0.184	3.349	0.957
7/19/2021 3:24 AM	0.193	3.328	0.966
7/19/2021 3:30 AM	0.194	3.31	0.964
7/19/2021 3:36 AM	0.183	3.302	0.953
7/19/2021 3:42 AM	0.181	3.294	0.969
7/19/2021 3:48 AM	0.197	3.273	0.978
7/19/2021 3:54 AM	0.187	3.264	0.97
7/19/2021 4:00 AM	0.188	3.26	0.963
7/19/2021 4:06 AM	0.186	3.246	0.962
7/19/2021 4:12 AM	0.168	3.218	0.958
7/19/2021 4:18 AM	0.181	3.186	0.965
7/19/2021 4:24 AM	0.203	3.151	0.968
7/19/2021 4:30 AM	0.223	3.13	0.985
7/19/2021 4:36 AM	0.269	3.14	0.996
7/19/2021 4:42 AM	0.324	3.162	0.984
7/19/2021 4:48 AM	0.342	3.182	0.97
7/19/2021 4:54 AM	0.368	3.215	0.963
7/19/2021 5:00 AM	0.37	3.248	0.95
7/19/2021 5:06 AM	0.367	3.287	0.958
7/19/2021 5:12 AM	0.394	3.344	0.96
7/19/2021 5:18 AM	0.462	3.418	0.953
7/19/2021 5:24 AM	0.517	3.481	0.948
7/19/2021 5:30 AM	0.499	3.511	0.941
7/19/2021 5:36 AM	0.47	3.517	0.94
7/19/2021 5:42 AM	0.455	3.519	0.937
7/19/2021 5:48 AM	0.469	3.525	0.938
7/19/2021 5:54 AM	0.468	3.539	0.95
7/19/2021 6:00 AM	0.442	3.564	0.95
7/19/2021 6:06 AM	0.447	3.603	0.956
7/19/2021 6:12 AM	0.44	3.645	0.94
7/19/2021 6:18 AM	0.433	3.692	0.929
7/19/2021 6:24 AM	0.449	3.731	0.936
7/19/2021 6:30 AM	0.469	3.758	0.944
7/19/2021 6:36 AM	0.452	3.792	0.955
7/19/2021 6:42 AM	0.457	3.807	0.961
7/19/2021 6:48 AM	0.476	3.811	0.962
7/19/2021 6:54 AM	0.459	3.858	0.977
7/19/2021 7:00 AM	0.456	3.955	0.975
7/19/2021 7:06 AM	0.453	4.069	0.984
7/19/2021 7:12 AM	0.436	4.096	6.19
7/19/2021 7:18 AM	0.346	4.017	7.827
7/19/2021 7:24 AM	0.191	3.888	3.544
7/19/2021 7:30 AM	0.208	3.778	3.252

## Opacity Data Summary Report

**Company:** New York City D.E.P.  
 North River Wastewater Resource Recovery Facility  
 New York, NY 10031



**Data Group:** Valid Data  
**Report Name:** 3rd Quarter 2021

**Start of Report:** 7/1/2021 0:00  
**End of Report:** 9/30/2021 23:54

All Opacity Data

Date & Time	PE 1	PE 2	PE 4
	%	%	%
7/19/2021 7:36 AM	0.226	3.737	3.152
7/19/2021 7:42 AM	0.235	3.778	3.114
7/19/2021 7:48 AM	0.231	3.835	3.172
7/19/2021 7:54 AM	0.227	3.909	3.237
7/19/2021 8:00 AM	0.233	4.138	3.297
7/19/2021 8:06 AM	0.224	4.416	3.345
7/19/2021 8:12 AM	0.21	4.533	3.371
7/19/2021 8:18 AM	0.197	4.508	3.41
7/19/2021 8:24 AM	0.171	4.518	3.453
7/19/2021 8:30 AM	0.165	4.609	3.405
7/19/2021 8:36 AM	0.174	4.817	3.321
7/19/2021 8:42 AM	0.177	5.037	3.258
7/19/2021 8:48 AM	0.155	5.104	3.17
7/19/2021 8:54 AM	0.161	5.077	3.129
7/19/2021 9:00 AM	0.16	5.087	3.113
7/19/2021 9:06 AM	0.152	5.032	3.064
7/19/2021 9:12 AM	0.169	4.874	2.996
7/19/2021 9:18 AM	0.146	4.596	2.925
7/19/2021 9:24 AM	0.145	4.255	2.939
7/19/2021 9:30 AM	0.151	4.048	2.973
7/19/2021 9:36 AM	0.142	3.999	2.957
7/19/2021 9:42 AM	0.161	3.965	2.918
7/19/2021 9:48 AM	0.144	3.945	2.893
7/19/2021 9:54 AM	0.12	3.951	2.886
7/19/2021 10:00 AM	0.118	3.891	2.861
7/19/2021 10:06 AM	0.133	3.863	2.873
7/19/2021 10:12 AM	0.128	3.897	2.881
7/19/2021 10:18 AM	0.122	3.915	2.857
7/19/2021 10:24 AM	0.144	3.898	2.861
7/19/2021 10:30 AM	0.157	3.801	2.885
7/19/2021 10:36 AM	0.148	3.668	2.904
7/19/2021 10:42 AM	0.141	3.573	2.904
7/19/2021 10:48 AM	0.151	3.566	2.916
7/19/2021 10:54 AM	0.147	3.623	2.927
7/19/2021 11:00 AM	0.119	3.7	2.943
7/19/2021 11:06 AM	0.096	3.742	2.939
7/19/2021 11:12 AM	0.079	3.541	2.927
7/19/2021 11:18 AM	0.096	3.063	2.938
7/19/2021 11:24 AM	0.115	2.779	2.941
7/19/2021 11:30 AM	0.114	2.737	2.954
7/19/2021 11:36 AM	0.085	2.796	2.993
7/19/2021 11:42 AM	0.083	2.901	2.996
7/19/2021 11:48 AM	0.087	3.155	2.952
7/19/2021 11:54 AM	0.067	3.423	2.944
7/19/2021 12:00 PM	0.017	3.642	2.944
7/19/2021 12:06 PM	-0.23	4.177	2.886
7/19/2021 12:12 PM	-0.219	4.368	2.86
7/19/2021 12:18 PM	-0.214	4.594	2.852
7/19/2021 12:24 PM	-0.229	4.778	2.884
7/19/2021 12:30 PM	-0.226	4.917	2.87

## Opacity Data Summary Report

**Company:** New York City D.E.P.  
North River Wastewater Resource Recovery Facility  
New York, NY 10031



**Data Group:** Valid Data  
**Report Name:** 3rd Quarter 2021

**Start of Report:** 7/1/2021 0:00  
**End of Report:** 9/30/2021 23:54

All Opacity Data

Date & Time	PE 1	PE 2	PE 4
	%	%	%
7/19/2021 12:36 PM	-0.22	5.051	2.868
7/19/2021 12:42 PM	-0.233	5.182	2.9
7/19/2021 12:48 PM	-0.231	5.313	2.9
7/19/2021 12:54 PM	-0.195	5.379	2.93
7/19/2021 1:00 PM	-0.172	5.378	2.955
7/19/2021 1:06 PM	-0.18	5.438	2.945
7/19/2021 1:12 PM	-0.158	5.468	2.902
7/19/2021 1:18 PM	-0.133	5.194	2.866
7/19/2021 1:24 PM	-0.13	4.756	2.874
7/19/2021 1:30 PM	-0.137	4.513	2.878
7/19/2021 1:36 PM	-0.12	4.479	2.995
7/19/2021 1:42 PM	-0.097	4.483	2.999
7/19/2021 1:48 PM	-0.074	4.447	2.902
7/19/2021 1:54 PM	-0.062	4.429	2.902
7/19/2021 2:00 PM	-0.08	4.421	2.936
7/19/2021 2:06 PM	-0.094	4.391	2.987
7/19/2021 2:12 PM	-0.083	4.336	2.956
7/19/2021 2:18 PM	-0.083	4.293	2.944
7/19/2021 2:24 PM	-0.083	4.317	2.953
7/19/2021 2:30 PM	-0.09	4.324	2.938
7/19/2021 2:36 PM	-0.095	4.284	2.929
7/19/2021 2:42 PM	-0.096	4.239	2.93
7/19/2021 2:48 PM	-0.074	4.269	2.923
7/19/2021 2:54 PM	-0.099	4.301	1.951
7/19/2021 3:00 PM	-0.075	4.309	0.918
7/19/2021 3:06 PM	0.01	4.368	0.787
7/19/2021 3:12 PM	0.095	4.409	0.793
7/19/2021 3:18 PM	0.155	4.384	0.798
7/19/2021 3:24 PM	0.169	4.324	0.807
7/19/2021 3:30 PM	0.176	4.236	0.813
7/19/2021 3:36 PM	0.197	4.082	0.805
7/19/2021 3:42 PM	0.201	3.88	0.807
7/19/2021 3:48 PM	0.189	3.565	0.813
7/19/2021 3:54 PM	0.17	3.256	0.812
7/19/2021 4:00 PM	0.152	3.112	0.824
7/19/2021 4:06 PM	0.16	3.077	0.814
7/19/2021 4:12 PM	0.159	3.058	0.826
7/19/2021 4:18 PM	0.146	3.048	0.844
7/19/2021 4:24 PM	0.144	3.077	0.836
7/19/2021 4:30 PM	0.145	3.109	0.834
7/19/2021 4:36 PM	0.148	3.132	0.847
7/19/2021 4:42 PM	0.151	3.157	0.838
7/19/2021 4:48 PM	0.152	3.184	0.84
7/19/2021 4:54 PM	0.141	3.214	0.848
7/19/2021 5:00 PM	0.151	3.213	0.844
7/19/2021 5:06 PM	0.387	3.175	0.849
7/19/2021 5:12 PM	0.541	3.154	0.833
7/19/2021 5:18 PM	0.446	3.12	0.835
7/19/2021 5:24 PM	0.419	3.057	0.842
7/19/2021 5:30 PM	0.385	2.988	0.849

## Opacity Data Summary Report

**Company:** New York City D.E.P.  
 North River Wastewater Resource Recovery Facility  
 New York, NY 10031  
**Data Group:** Valid Data  
**Report Name:** 3rd Quarter 2021  
**Start of Report:** 7/1/2021 0:00  
**End of Report:** 9/30/2021 23:54



All Opacity Data

Date & Time	PE 1	PE 2	PE 4
	%	%	%
7/19/2021 5:36 PM	0.352	2.97	0.852
7/19/2021 5:42 PM	0.348	3.116	0.849
7/19/2021 5:48 PM	0.325	3.381	0.86
7/19/2021 5:54 PM	0.287	3.605	0.873
7/19/2021 6:00 PM	0.263	3.694	0.874
7/19/2021 6:06 PM	0.268	3.784	0.862
7/19/2021 6:12 PM	0.247	3.946	0.863
7/19/2021 6:18 PM	0.206	4.17	0.873
7/19/2021 6:24 PM	0.176	4.373	0.864
7/19/2021 6:30 PM	0.174	4.55	0.866
7/19/2021 6:36 PM	0.176	4.717	0.862
7/19/2021 6:42 PM	0.135	4.818	0.858
7/19/2021 6:48 PM	0.099	4.811	0.849
7/19/2021 6:54 PM	0.108	4.733	0.853
7/19/2021 7:00 PM	0.12	4.634	0.862
7/19/2021 7:06 PM	0.119	4.559	0.859
7/19/2021 7:12 PM	0.105	4.491	0.85
7/19/2021 7:18 PM	0.105	4.434	0.85
7/19/2021 7:24 PM	0.098	4.373	0.867
7/19/2021 7:30 PM	0.084	4.323	0.866
7/19/2021 7:36 PM	0.087	4.286	0.858
7/19/2021 7:42 PM	0.092	4.268	0.853
7/19/2021 7:48 PM	0.106	4.249	0.87
7/19/2021 7:54 PM	0.127	4.22	0.856
7/19/2021 8:00 PM	0.114	4.227	0.858
7/19/2021 8:06 PM	0.102	4.215	0.854
7/19/2021 8:12 PM	0.085	4.184	0.859
7/19/2021 8:18 PM	0.119	4.163	0.866
7/19/2021 8:24 PM	0.117	4.144	0.859
7/19/2021 8:30 PM	0.07	4.154	0.86
7/19/2021 8:36 PM	0.082	4.176	0.871
7/19/2021 8:42 PM	0.107	4.188	0.878
7/19/2021 8:48 PM	0.129	4.21	0.872
7/19/2021 8:54 PM	0.119	4.242	0.879
7/19/2021 9:00 PM	0.125	4.269	0.887
7/19/2021 9:06 PM	0.111	4.28	0.881
7/19/2021 9:12 PM	0.085	4.294	0.886
7/19/2021 9:18 PM	0.116	4.303	0.885
7/19/2021 9:24 PM	-0.02	4.31	0.883
7/19/2021 9:30 PM	-0.07	4.327	0.877
7/19/2021 9:36 PM	0.099	4.347	0.881
7/19/2021 9:42 PM	0.211	4.358	0.884
7/19/2021 9:48 PM	0.301	4.376	0.883
7/19/2021 9:54 PM	0.355	4.402	0.887
7/19/2021 10:00 PM	0.39	4.428	0.893
7/19/2021 10:06 PM	0.404	4.443	0.901
7/19/2021 10:12 PM	0.408	4.454	0.911
7/19/2021 10:18 PM	0.414	4.459	0.91
7/19/2021 10:24 PM	0.412	4.47	0.912
7/19/2021 10:30 PM	0.4	4.504	0.927

## Opacity Data Summary Report

**Company:** New York City D.E.P.  
North River Wastewater Resource Recovery Facility  
New York, NY 10031



**Data Group:** Valid Data  
**Report Name:** 3rd Quarter 2021

**Start of Report:** 7/1/2021 0:00  
**End of Report:** 9/30/2021 23:54

All Opacity Data

Date & Time	PE 1	PE 2	PE 4
	%	%	%
7/19/2021 10:36 PM	0.378	4.562	0.939
7/19/2021 10:42 PM	0.363	4.611	0.942
7/19/2021 10:48 PM	0.344	4.622	0.94
7/19/2021 10:54 PM	0.342	4.612	0.953
7/19/2021 11:00 PM	0.365	4.591	0.97
7/19/2021 11:06 PM	0.367	4.565	0.976
7/19/2021 11:12 PM	0.358	4.535	0.99
7/19/2021 11:18 PM	0.355	4.501	0.993
7/19/2021 11:24 PM	0.347	4.477	0.998
7/19/2021 11:30 PM	0.356	4.459	1.013
7/19/2021 11:36 PM	0.357	4.443	1.017
7/19/2021 11:42 PM	0.338	4.425	1.014
7/19/2021 11:48 PM	0.322	4.421	1.003
7/19/2021 11:54 PM	0.331	4.423	1.009
7/20/2021 12:00 AM	0.351	4.423	1.016
7/20/2021 12:06 AM	0.281	4.422	1.014
7/20/2021 12:12 AM	-0.073	4.415	1.008
7/20/2021 12:18 AM	-0.262	4.403	1.014
7/20/2021 12:24 AM	-0.357	4.39	1.026
7/20/2021 12:30 AM	-0.522	4.378	1.017
7/20/2021 12:36 AM	-0.564	4.359	1.017
7/20/2021 12:42 AM	-0.553	4.344	1.029
7/20/2021 12:48 AM	-0.504	4.328	1.032
7/20/2021 12:54 AM	-0.458	4.302	1.031
7/20/2021 1:00 AM	-0.426	4.272	1.033
7/20/2021 1:06 AM	-0.373	4.255	1.036
7/20/2021 1:12 AM	-0.35	4.24	1.035
7/20/2021 1:18 AM	-0.316	4.214	1.039
7/20/2021 1:24 AM	-0.273	4.19	1.039
7/20/2021 1:30 AM	-0.251	4.173	1.046
7/20/2021 1:36 AM	-0.227	4.15	1.049
7/20/2021 1:42 AM	-0.185	4.12	1.059
7/20/2021 1:48 AM	-0.154	4.102	1.052
7/20/2021 1:54 AM	-0.136	4.083	1.049
7/20/2021 2:00 AM	-0.123	4.062	1.059
7/20/2021 2:06 AM	-0.087	4.047	1.064
7/20/2021 2:12 AM	-0.061	4.04	1.065
7/20/2021 2:18 AM	-0.023	4.032	1.071
7/20/2021 2:24 AM	-0.007	4.016	1.072
7/20/2021 2:30 AM	0.033	4	1.077
7/20/2021 2:36 AM	0.067	3.98	1.083
7/20/2021 2:42 AM	0.039	3.962	1.086
7/20/2021 2:48 AM	0.072	3.955	1.094
7/20/2021 2:54 AM	0.1	3.94	1.095
7/20/2021 3:00 AM	0.108	3.917	1.1
7/20/2021 3:06 AM	0.122	3.893	1.099
7/20/2021 3:12 AM	0.149	3.859	1.103
7/20/2021 3:18 AM	0.158	3.83	1.109
7/20/2021 3:24 AM	0.16	3.804	1.123
7/20/2021 3:30 AM	0.163	3.793	1.127

## Opacity Data Summary Report

**Company:** New York City D.E.P.  
North River Wastewater Resource Recovery Facility  
New York, NY 10031



**Data Group:** Valid Data  
**Report Name:** 3rd Quarter 2021

**Start of Report:** 7/1/2021 0:00  
**End of Report:** 9/30/2021 23:54

All Opacity Data

Date & Time	PE 1	PE 2	PE 4
	%	%	%
7/20/2021 3:36 AM	0.184	3.785	1.125
7/20/2021 3:42 AM	0.2	3.772	1.129
7/20/2021 3:48 AM	0.231	3.758	1.129
7/20/2021 3:54 AM	0.23	3.748	1.135
7/20/2021 4:00 AM	0.218	3.74	1.137
7/20/2021 4:06 AM	0.227	3.721	1.133
7/20/2021 4:12 AM	0.223	3.715	1.137
7/20/2021 4:18 AM	0.209	3.716	1.144
7/20/2021 4:24 AM	0.241	3.722	1.148
7/20/2021 4:30 AM	0.263	3.728	1.15
7/20/2021 4:36 AM	0.255	3.719	1.155
7/20/2021 4:42 AM	0.267	3.71	1.153
7/20/2021 4:48 AM	0.28	3.704	1.156
7/20/2021 4:54 AM	0.278	3.705	1.166
7/20/2021 5:00 AM	0.265	3.72	1.173
7/20/2021 5:06 AM	0.243	3.765	1.176
7/20/2021 5:12 AM	0.253	3.851	1.178
7/20/2021 5:18 AM	0.274	3.98	1.186
7/20/2021 5:24 AM	0.304	4.129	1.186
7/20/2021 5:30 AM	0.307	4.28	1.182
7/20/2021 5:36 AM	0.305	4.421	1.178
7/20/2021 5:42 AM	0.306	4.534	1.185
7/20/2021 5:48 AM	0.311	4.611	1.194
7/20/2021 5:54 AM	0.318	4.676	1.199
7/20/2021 6:00 AM	0.342	4.713	1.18
7/20/2021 6:06 AM	0.354	4.735	1.179
7/20/2021 6:12 AM	0.351	4.754	1.182
7/20/2021 6:18 AM	0.337	4.77	1.187
7/20/2021 6:24 AM	0.334	4.789	1.194
7/20/2021 6:30 AM	0.356	4.796	1.195
7/20/2021 6:36 AM	0.356	4.795	1.201
7/20/2021 6:42 AM	0.337	4.796	1.203
7/20/2021 6:48 AM	0.339	4.799	1.205
7/20/2021 6:54 AM	0.341	4.803	3.983
7/20/2021 7:00 AM	0.329	4.748	8.803
7/20/2021 7:06 AM	0.335	4.732	6.479
7/20/2021 7:12 AM	0.34	4.766	3.75
7/20/2021 7:18 AM	0.341	4.762	3.464
7/20/2021 7:24 AM	0.349	4.759	3.45
7/20/2021 7:30 AM	0.357	4.74	3.449
7/20/2021 7:36 AM	0.36	4.696	3.48
7/20/2021 7:42 AM	0.375	4.643	3.487
7/20/2021 7:48 AM	0.402	4.612	3.497
7/20/2021 7:54 AM	0.417	4.529	3.543
7/20/2021 8:00 AM	0.405	4.397	3.593
7/20/2021 8:06 AM	0.409	4.324	3.556
7/20/2021 8:12 AM	0.417	4.305	3.447
7/20/2021 8:18 AM	0.428	4.331	3.384
7/20/2021 8:24 AM	0.433	4.384	3.245
7/20/2021 8:30 AM	0.44	4.442	3.157

## Opacity Data Summary Report

**Company:** New York City D.E.P.  
North River Wastewater Resource Recovery Facility  
New York, NY 10031



**Data Group:** Valid Data  
**Report Name:** 3rd Quarter 2021

**Start of Report:** 7/1/2021 0:00  
**End of Report:** 9/30/2021 23:54

All Opacity Data

Date & Time	PE 1	PE 2	PE 4
	%	%	%
7/20/2021 8:36 AM	0.439	4.439	3.07
7/20/2021 8:42 AM	0.436	4.41	2.971
7/20/2021 8:48 AM	0.432	4.342	3.01
7/20/2021 8:54 AM	0.434	4.185	3.007
7/20/2021 9:00 AM	0.412	4.028	2.929
7/20/2021 9:06 AM	0.384	3.922	2.915
7/20/2021 9:12 AM	0.366	3.904	2.898
7/20/2021 9:18 AM	0.351	3.939	2.865
7/20/2021 9:24 AM	0.316	3.954	2.812
7/20/2021 9:30 AM	0.281	3.936	2.789
7/20/2021 9:36 AM	0.26	3.865	2.759
7/20/2021 9:42 AM	0.252	3.772	2.742
7/20/2021 9:48 AM	0.256	3.665	2.723
7/20/2021 9:54 AM	0.261	3.579	2.797
7/20/2021 10:00 AM	0.247	3.475	2.777
7/20/2021 10:06 AM	0.25	3.396	2.699
7/20/2021 10:12 AM	0.251	3.275	2.703
7/20/2021 10:18 AM	0.267	3.129	2.692
7/20/2021 10:24 AM	0.289	2.986	2.675
7/20/2021 10:30 AM	0.303	2.898	2.688
7/20/2021 10:36 AM	0.316	2.829	2.714
7/20/2021 10:42 AM	0.327	2.783	2.727
7/20/2021 10:48 AM	0.341	2.76	2.759
7/20/2021 10:54 AM	0.355	2.762	2.748
7/20/2021 11:00 AM	0.363	2.73	2.735
7/20/2021 11:06 AM	0.369	2.654	2.733
7/20/2021 11:12 AM	0.392	2.585	2.72
7/20/2021 11:18 AM	0.395	2.56	2.718
7/20/2021 11:24 AM	0.389	2.545	2.749
7/20/2021 11:30 AM	0.387	2.543	2.739
7/20/2021 11:36 AM	0.382	2.55	2.73
7/20/2021 11:42 AM	0.372	2.561	2.72
7/20/2021 11:48 AM	0.353	2.574	2.745
7/20/2021 11:54 AM	0.352	2.583	2.753
7/20/2021 12:00 PM	1.05	2.637	2.749
7/20/2021 12:06 PM	1.863	2.802	2.845
7/20/2021 12:12 PM	1.182	2.818	2.851
7/20/2021 12:18 PM	0.623	2.808	2.849
7/20/2021 12:24 PM	0.444	2.812	2.81
7/20/2021 12:30 PM	0.41	2.834	2.806
7/20/2021 12:36 PM	0.408	2.856	2.825
7/20/2021 12:42 PM	0.457	2.903	2.848
7/20/2021 12:48 PM	0.465	2.973	2.874
7/20/2021 12:54 PM	0.456	3.031	2.928
7/20/2021 1:00 PM	0.446	3.028	2.917
7/20/2021 1:06 PM	0.459	3.012	2.882
7/20/2021 1:12 PM	0.494	3.017	2.902
7/20/2021 1:18 PM	0.488	3.028	2.886
7/20/2021 1:24 PM	0.479	3.044	2.894
7/20/2021 1:30 PM	0.486	3.042	2.899



## Opacity Data Summary Report

**Company:** New York City D.E.P.  
North River Wastewater Resource Recovery Facility  
New York, NY 10031



**Data Group:** Valid Data  
**Report Name:** 3rd Quarter 2021

**Start of Report:** 7/1/2021 0:00  
**End of Report:** 9/30/2021 23:54

All Opacity Data

Date & Time	PE 1	PE 2	PE 4
	%	%	%
7/20/2021 1:36 PM	0.499	3.041	2.937
7/20/2021 1:42 PM	0.503	3.035	2.929
7/20/2021 1:48 PM	0.504	3.054	2.895
7/20/2021 1:54 PM	0.488	3.073	2.853
7/20/2021 2:00 PM	0.448	3.085	2.816
7/20/2021 2:06 PM	0.426	3.09	2.825
7/20/2021 2:12 PM	0.424	3.089	2.821
7/20/2021 2:18 PM	0.424	3.081	2.812
7/20/2021 2:24 PM	0.405	3.086	2.812
7/20/2021 2:30 PM	0.413	3.1	2.799
7/20/2021 2:36 PM	0.442	3.122	2.809
7/20/2021 2:42 PM	0.44	3.147	2.807
7/20/2021 2:48 PM	0.431	3.178	2.78
7/20/2021 2:54 PM	0.418	3.237	2.768
7/20/2021 3:00 PM	0.416	3.292	2.75
7/20/2021 3:06 PM	0.441	3.345	2.744
7/20/2021 3:12 PM	0.483	3.409	2.736
7/20/2021 3:18 PM	0.498	3.423	2.771
7/20/2021 3:24 PM	0.505	3.407	2.809
7/20/2021 3:30 PM	0.514	3.402	2.774
7/20/2021 3:36 PM	0.511	3.377	2.753
7/20/2021 3:42 PM	0.49	3.317	2.749
7/20/2021 3:48 PM	0.492	3.291	2.732
7/20/2021 3:54 PM	0.507	3.268	2.703
7/20/2021 4:00 PM	0.512	3.21	2.73
7/20/2021 4:06 PM	0.51	3.152	3.225
7/20/2021 4:12 PM	0.508	3.074	3.581
7/20/2021 4:18 PM	0.494	3.012	3.372
7/20/2021 4:24 PM	0.49	3.02	3.315
7/20/2021 4:30 PM	0.5	3.035	3.275
7/20/2021 4:36 PM	0.487	3.045	3.239
7/20/2021 4:42 PM	0.481	3.061	3.272
7/20/2021 4:48 PM	0.495	3.08	3.269
7/20/2021 4:54 PM	0.51	3.102	3.263
7/20/2021 5:00 PM	0.519	3.115	3.325
7/20/2021 5:06 PM	0.511	3.136	3.303
7/20/2021 5:12 PM	0.528	3.156	3.322
7/20/2021 5:18 PM	0.526	3.176	3.37
7/20/2021 5:24 PM	0.523	3.195	3.355
7/20/2021 5:30 PM	0.538	3.229	3.405
7/20/2021 5:36 PM	0.56	3.279	3.424
7/20/2021 5:42 PM	0.57	3.334	3.383
7/20/2021 5:48 PM	0.584	3.389	3.438
7/20/2021 5:54 PM	0.584	3.434	3.467
7/20/2021 6:00 PM	0.582	3.476	3.385
7/20/2021 6:06 PM	0.596	3.52	3.367
7/20/2021 6:12 PM	0.605	3.57	3.371
7/20/2021 6:18 PM	0.6	3.635	3.333
7/20/2021 6:24 PM	0.614	3.704	3.3
7/20/2021 6:30 PM	0.607	3.763	3.257

## Opacity Data Summary Report

**Company:** New York City D.E.P.  
North River Wastewater Resource Recovery Facility  
New York, NY 10031



**Data Group:** Valid Data  
**Report Name:** 3rd Quarter 2021

**Start of Report:** 7/1/2021 0:00  
**End of Report:** 9/30/2021 23:54

All Opacity Data

Date & Time	PE 1	PE 2	PE 4
	%	%	%
7/20/2021 6:36 PM	0.607	3.815	3.233
7/20/2021 6:42 PM	0.625	3.875	3.137
7/20/2021 6:48 PM	0.647	3.935	3.124
7/20/2021 6:54 PM	0.648	3.994	3.281
7/20/2021 7:00 PM	0.619	4.043	3.382
7/20/2021 7:06 PM	0.612	4.068	3.355
7/20/2021 7:12 PM	0.607	4.089	3.337
7/20/2021 7:18 PM	0.61	4.109	3.321
7/20/2021 7:24 PM	0.629	4.124	3.274
7/20/2021 7:30 PM	0.625	4.133	3.25
7/20/2021 7:36 PM	0.612	4.142	3.285
7/20/2021 7:42 PM	0.604	4.149	3.316
7/20/2021 7:48 PM	0.572	4.154	3.298
7/20/2021 7:54 PM	0.588	4.163	3.301
7/20/2021 8:00 PM	0.595	4.167	3.326
7/20/2021 8:06 PM	0.593	4.163	3.292
7/20/2021 8:12 PM	0.589	4.167	3.309
7/20/2021 8:18 PM	0.575	4.17	3.359
7/20/2021 8:24 PM	0.577	4.176	3.344
7/20/2021 8:30 PM	0.582	4.18	3.296
7/20/2021 8:36 PM	0.591	4.189	3.272
7/20/2021 8:42 PM	0.582	4.199	3.271
7/20/2021 8:48 PM	0.562	4.204	3.342
7/20/2021 8:54 PM	0.55	4.213	3.385
7/20/2021 9:00 PM	0.555	4.228	3.286
7/20/2021 9:06 PM	0.541	4.23	3.281
7/20/2021 9:12 PM	0.534	4.234	3.319
7/20/2021 9:18 PM	0.529	4.23	3.33
7/20/2021 9:24 PM	0.517	4.219	3.29
7/20/2021 9:30 PM	0.511	4.218	3.331
7/20/2021 9:36 PM	0.517	4.224	3.37
7/20/2021 9:42 PM	0.516	4.232	3.351
7/20/2021 9:48 PM	0.515	4.24	3.322
7/20/2021 9:54 PM	0.513	4.25	3.351
7/20/2021 10:00 PM	0.544	4.259	3.349
7/20/2021 10:06 PM	0.554	4.267	3.385
7/20/2021 10:12 PM	0.536	4.27	3.408
7/20/2021 10:18 PM	0.513	4.27	3.315
7/20/2021 10:24 PM	0.502	4.267	3.307
7/20/2021 10:30 PM	0.484	4.257	3.287
7/20/2021 10:36 PM	0.46	4.251	3.253
7/20/2021 10:42 PM	0.471	4.25	3.22
7/20/2021 10:48 PM	0.482	4.241	3.205
7/20/2021 10:54 PM	0.47	4.225	3.172
7/20/2021 11:00 PM	0.471	4.221	3.175
7/20/2021 11:06 PM	0.468	4.218	3.183
7/20/2021 11:12 PM	0.462	4.207	3.176
7/20/2021 11:18 PM	0.473	4.21	3.231
7/20/2021 11:24 PM	0.477	4.216	3.233
7/20/2021 11:30 PM	0.49	4.218	3.214

## Opacity Data Summary Report

**Company:** New York City D.E.P.  
North River Wastewater Resource Recovery Facility  
New York, NY 10031



**Data Group:** Valid Data  
**Report Name:** 3rd Quarter 2021

**Start of Report:** 7/1/2021 0:00  
**End of Report:** 9/30/2021 23:54

All Opacity Data

Date & Time	PE 1	PE 2	PE 4
	%	%	%
7/20/2021 11:36 PM	0.49	4.215	3.225
7/20/2021 11:42 PM	0.469	4.199	3.244
7/20/2021 11:48 PM	0.466	4.189	3.224
7/20/2021 11:54 PM	0.463	4.177	3.207
7/21/2021 12:00 AM	0.434	4.15	3.195
7/21/2021 12:06 AM	0.416	4.126	3.206
7/21/2021 12:12 AM	0.434	4.115	3.174
7/21/2021 12:18 AM	0.431	4.102	3.449
7/21/2021 12:24 AM	0.427	4.086	3.561
7/21/2021 12:30 AM	0.434	4.074	3.343
7/21/2021 12:36 AM	0.44	4.063	3.3
7/21/2021 12:42 AM	0.444	4.045	3.288
7/21/2021 12:48 AM	0.428	4.049	3.292
7/21/2021 12:54 AM	0.405	4.044	3.304
7/21/2021 1:00 AM	0.385	4.015	3.234
7/21/2021 1:06 AM	0.343	3.973	3.204
7/21/2021 1:12 AM	0.344	3.921	3.261
7/21/2021 1:18 AM	0.351	3.875	3.271
7/21/2021 1:24 AM	0.355	3.831	3.234
7/21/2021 1:30 AM	0.357	3.758	3.243
7/21/2021 1:36 AM	0.352	3.674	3.26
7/21/2021 1:42 AM	0.344	3.622	3.201
7/21/2021 1:48 AM	0.332	3.588	3.127
7/21/2021 1:54 AM	0.313	3.569	3.203
7/21/2021 2:00 AM	0.29	3.554	3.284
7/21/2021 2:06 AM	0.293	3.516	3.241
7/21/2021 2:12 AM	0.289	3.485	3.21
7/21/2021 2:18 AM	0.288	3.464	3.207
7/21/2021 2:24 AM	0.289	3.455	3.176
7/21/2021 2:30 AM	0.249	3.483	3.114
7/21/2021 2:36 AM	0.218	3.527	3.144
7/21/2021 2:42 AM	0.226	3.562	3.172
7/21/2021 2:48 AM	0.226	3.59	3.182
7/21/2021 2:54 AM	0.227	3.598	3.193
7/21/2021 3:00 AM	0.235	3.609	3.198
7/21/2021 3:06 AM	0.221	3.638	3.181
7/21/2021 3:12 AM	0.219	3.669	3.142
7/21/2021 3:18 AM	0.233	3.699	3.167
7/21/2021 3:24 AM	0.23	3.713	3.142
7/21/2021 3:30 AM	0.235	3.716	3.12
7/21/2021 3:36 AM	0.25	3.735	3.072
7/21/2021 3:42 AM	0.25	3.764	3.039
7/21/2021 3:48 AM	0.244	3.795	2.972
7/21/2021 3:54 AM	0.241	3.808	2.917
7/21/2021 4:00 AM	0.235	3.824	2.952
7/21/2021 4:06 AM	0.241	3.858	3.005
7/21/2021 4:12 AM	0.239	3.897	3.029
7/21/2021 4:18 AM	0.216	3.937	3.021
7/21/2021 4:24 AM	0.229	3.961	3.039
7/21/2021 4:30 AM	0.238	3.979	3.051

## Opacity Data Summary Report

**Company:** New York City D.E.P.  
North River Wastewater Resource Recovery Facility  
New York, NY 10031



**Data Group:** Valid Data  
**Report Name:** 3rd Quarter 2021

**Start of Report:** 7/1/2021 0:00  
**End of Report:** 9/30/2021 23:54

All Opacity Data

Date & Time	PE 1	PE 2	PE 4
	%	%	%
7/21/2021 4:36 AM	0.242	3.983	3.042
7/21/2021 4:42 AM	0.246	3.98	3.045
7/21/2021 4:48 AM	0.264	3.986	3.084
7/21/2021 4:54 AM	0.271	4.014	3.077
7/21/2021 5:00 AM	0.264	4.037	3.092
7/21/2021 5:06 AM	0.24	4.064	3.105
7/21/2021 5:12 AM	0.226	4.122	3.118
7/21/2021 5:18 AM	0.224	4.207	3.131
7/21/2021 5:24 AM	0.206	4.315	3.094
7/21/2021 5:30 AM	0.214	4.43	3.081
7/21/2021 5:36 AM	0.23	4.605	3.131
7/21/2021 5:42 AM	0.211	4.786	3.139
7/21/2021 5:48 AM	0.21	5.057	3.204
7/21/2021 5:54 AM	0.216	5.277	3.216
7/21/2021 6:00 AM	0.228	5.445	3.238
7/21/2021 6:06 AM	0.236	5.536	3.256
7/21/2021 6:12 AM	0.223	5.59	3.242
7/21/2021 6:18 AM	0.214	5.641	3.213
7/21/2021 6:24 AM	0.22	5.709	3.164
7/21/2021 6:30 AM	0.211	5.73	3.196
7/21/2021 6:36 AM	0.199	5.58	3.22
7/21/2021 6:42 AM	0.2	5.353	3.192
7/21/2021 6:48 AM	0.195	5.166	3.159
7/21/2021 6:54 AM	0.179	4.923	3.2
7/21/2021 7:00 AM	0.171	4.767	3.277
7/21/2021 7:06 AM	0.179	4.577	3.3
7/21/2021 7:12 AM	0.171	4.434	3.348
7/21/2021 7:18 AM	0.176	4.385	3.358
7/21/2021 7:24 AM	0.178	4.468	3.377
7/21/2021 7:30 AM	0.179	4.776	3.381
7/21/2021 7:36 AM	0.186	5.192	3.364
7/21/2021 7:42 AM	0.192	5.354	3.34
7/21/2021 7:48 AM	0.193	5.25	3.278
7/21/2021 7:54 AM	0.184	5.014	3.33
7/21/2021 8:00 AM	0.176	4.816	3.348
7/21/2021 8:06 AM	0.181	4.705	3.295
7/21/2021 8:12 AM	0.182	4.613	3.367
7/21/2021 8:18 AM	0.189	4.574	3.413
7/21/2021 8:24 AM	0.197	4.717	3.38
7/21/2021 8:30 AM	0.192	5.199	3.325
7/21/2021 8:36 AM	0.186	5.568	3.314
7/21/2021 8:42 AM	0.188	5.939	3.309
7/21/2021 8:48 AM	0.2	6.081	3.323
7/21/2021 8:54 AM	0.193	6.049	3.277
7/21/2021 9:00 AM	0.171	6.011	3.254
7/21/2021 9:06 AM	0.146	6.014	3.284
7/21/2021 9:12 AM	0.141	5.975	3.313
7/21/2021 9:18 AM	0.142	5.548	3.333
7/21/2021 9:24 AM	0.155	5.087	3.349
7/21/2021 9:30 AM	0.167	4.757	3.357

## Opacity Data Summary Report

**Company:** New York City D.E.P.  
North River Wastewater Resource Recovery Facility  
New York, NY 10031



**Data Group:** Valid Data  
**Report Name:** 3rd Quarter 2021

**Start of Report:** 7/1/2021 0:00  
**End of Report:** 9/30/2021 23:54

All Opacity Data

Date & Time	PE 1	PE 2	PE 4
	%	%	%
7/21/2021 9:36 AM	0.171	4.522	3.364
7/21/2021 9:42 AM	0.159	4.375	3.337
7/21/2021 9:48 AM	0.161	4.37	3.298
7/21/2021 9:54 AM	0.145	4.417	3.336
7/21/2021 10:00 AM	0.11	4.365	3.321
7/21/2021 10:06 AM	0.098	4.274	3.275
7/21/2021 10:12 AM	0.08	4.257	3.276
7/21/2021 10:18 AM	0.094	4.232	3.27
7/21/2021 10:24 AM	0.124	4.187	3.213
7/21/2021 10:30 AM	0.139	4.125	3.201
7/21/2021 10:36 AM	0.144	4.082	3.198
7/21/2021 10:42 AM	0.134	4.039	3.171
7/21/2021 10:48 AM	0.128	3.955	3.241
7/21/2021 10:54 AM	0.147	3.914	3.304
7/21/2021 11:00 AM	0.155	3.875	3.343
7/21/2021 11:06 AM	0.149	3.642	3.337
7/21/2021 11:12 AM	0.152	3.36	3.276
7/21/2021 11:18 AM	0.108	2.918	4.165
7/21/2021 11:24 AM	0.054	2.218	5.27
7/21/2021 11:30 AM	0.087	2.002	4.797
7/21/2021 11:36 AM	0.145	2.124	4.485
7/21/2021 11:42 AM	0.153	2.242	4.361
7/21/2021 11:48 AM	0.115	2.311	4.22
7/21/2021 11:54 AM	0.054	2.349	3.644
7/21/2021 12:00 PM	-0.038	2.381	2.635
7/21/2021 12:06 PM	-0.181	2.43	2.106
7/21/2021 12:12 PM	-0.202	2.446	2.132
7/21/2021 12:18 PM	-0.218	2.538	2.173
7/21/2021 12:24 PM	-0.225	2.729	2.219
7/21/2021 12:30 PM	-0.217	2.903	2.287
7/21/2021 12:36 PM	-0.193	3.038	2.33
7/21/2021 12:42 PM	-0.2	3.171	2.346
7/21/2021 12:48 PM	-0.202	3.306	2.382
7/21/2021 12:54 PM	-0.2	3.347	2.409
7/21/2021 1:00 PM	-0.185	3.328	2.691
7/21/2021 1:06 PM	-0.169	3.27	2.978
7/21/2021 1:12 PM	-0.153	3.154	2.934
7/21/2021 1:18 PM	-0.146	3.072	2.896
7/21/2021 1:24 PM	-0.138	3.029	2.876
7/21/2021 1:30 PM	-0.144	3.018	2.877
7/21/2021 1:36 PM	-0.139	3.014	2.864
7/21/2021 1:42 PM	-0.133	3.023	2.852
7/21/2021 1:48 PM	-0.125	3.031	2.867
7/21/2021 1:54 PM	-0.128	3.047	2.866
7/21/2021 2:00 PM	-0.147	3.078	2.889
7/21/2021 2:06 PM	-0.168	3.064	2.889
7/21/2021 2:12 PM	-0.153	3.03	2.898
7/21/2021 2:18 PM	-0.122	3.041	2.92
7/21/2021 2:24 PM	-0.105	3.141	2.907
7/21/2021 2:30 PM	-0.095	3.323	2.905

## Opacity Data Summary Report

**Company:** New York City D.E.P.  
North River Wastewater Resource Recovery Facility  
New York, NY 10031



**Data Group:** Valid Data  
**Report Name:** 3rd Quarter 2021

**Start of Report:** 7/1/2021 0:00  
**End of Report:** 9/30/2021 23:54

All Opacity Data

Date & Time	PE 1	PE 2	PE 4
	%	%	%
7/21/2021 2:36 PM	-0.062	3.49	2.923
7/21/2021 2:42 PM	-0.041	3.555	2.95
7/21/2021 2:48 PM	-0.02	3.652	2.934
7/21/2021 2:54 PM	0.005	3.775	2.902
7/21/2021 3:00 PM	0.003	3.92	2.895
7/21/2021 3:06 PM	-0.004	3.987	2.881
7/21/2021 3:12 PM	0.003	4.025	2.868
7/21/2021 3:18 PM	0.009	4.098	2.874
7/21/2021 3:24 PM	0.015	4.133	2.846
7/21/2021 3:30 PM	0.034	4.172	2.843
7/21/2021 3:36 PM	0.054	4.234	2.845
7/21/2021 3:42 PM	0.066	4.245	2.807
7/21/2021 3:48 PM	0.077	4.226	2.807
7/21/2021 3:54 PM	0.075	4.222	2.82
7/21/2021 4:00 PM	0.086	4.241	2.84
7/21/2021 4:06 PM	0.105	4.284	2.849
7/21/2021 4:12 PM	0.113	4.332	2.868
7/21/2021 4:18 PM	0.122	4.367	2.903
7/21/2021 4:24 PM	0.137	4.412	2.927
7/21/2021 4:30 PM	0.135	4.414	2.896
7/21/2021 4:36 PM	0.136	4.385	2.886
7/21/2021 4:42 PM	0.136	4.286	2.861
7/21/2021 4:48 PM	0.132	4.168	2.853
7/21/2021 4:54 PM	0.13	4.056	2.867
7/21/2021 5:00 PM	0.131	3.804	2.87
7/21/2021 5:06 PM	0.117	3.606	2.901
7/21/2021 5:12 PM	0.099	3.567	2.907
7/21/2021 5:18 PM	0.083	3.561	2.9
7/21/2021 5:24 PM	0.081	3.592	2.915
7/21/2021 5:30 PM	0.068	3.582	2.892
7/21/2021 5:36 PM	0.051	3.454	2.867
7/21/2021 5:42 PM	0.042	3.284	2.884
7/21/2021 5:48 PM	0.041	3.159	2.913
7/21/2021 5:54 PM	0.029	3.08	2.94
7/21/2021 6:00 PM	0.029	3.055	2.932
7/21/2021 6:06 PM	0.036	3.097	2.892
7/21/2021 6:12 PM	0.041	3.232	2.87
7/21/2021 6:18 PM	0.06	3.35	2.851
7/21/2021 6:24 PM	0.06	3.427	2.87
7/21/2021 6:30 PM	0.056	3.488	2.936
7/21/2021 6:36 PM	0.061	3.524	2.963
7/21/2021 6:42 PM	0.061	3.55	2.965
7/21/2021 6:48 PM	0.062	3.575	2.958
7/21/2021 6:54 PM	0.06	3.603	2.934
7/21/2021 7:00 PM	0.063	3.645	2.908
7/21/2021 7:06 PM	0.067	3.694	2.896
7/21/2021 7:12 PM	0.075	3.721	2.918
7/21/2021 7:18 PM	0.082	3.742	2.933
7/21/2021 7:24 PM	0.084	3.745	2.954
7/21/2021 7:30 PM	0.092	3.723	2.957

## Opacity Data Summary Report

**Company:** New York City D.E.P.  
North River Wastewater Resource Recovery Facility  
New York, NY 10031



**Data Group:** Valid Data  
**Report Name:** 3rd Quarter 2021

**Start of Report:** 7/1/2021 0:00  
**End of Report:** 9/30/2021 23:54

All Opacity Data

Date & Time	PE 1	PE 2	PE 4
	%	%	%
7/21/2021 7:36 PM	0.086	3.698	2.909
7/21/2021 7:42 PM	0.086	3.678	2.884
7/21/2021 7:48 PM	0.092	3.658	2.901
7/21/2021 7:54 PM	0.09	3.647	2.921
7/21/2021 8:00 PM	0.09	3.633	2.97
7/21/2021 8:06 PM	0.098	3.618	2.951
7/21/2021 8:12 PM	0.092	3.601	2.932
7/21/2021 8:18 PM	0.072	3.596	2.944
7/21/2021 8:24 PM	0.069	3.59	2.909
7/21/2021 8:30 PM	0.075	3.569	2.898
7/21/2021 8:36 PM	0.076	3.544	2.928
7/21/2021 8:42 PM	0.078	3.522	2.929
7/21/2021 8:48 PM	0.072	3.524	2.901
7/21/2021 8:54 PM	0.062	3.55	2.901
7/21/2021 9:00 PM	0.059	3.553	2.94
7/21/2021 9:06 PM	0.052	3.567	2.916
7/21/2021 9:12 PM	0.039	3.617	2.877
7/21/2021 9:18 PM	0.029	3.657	2.868
7/21/2021 9:24 PM	0.025	3.673	2.852
7/21/2021 9:30 PM	0.029	3.666	2.865
7/21/2021 9:36 PM	0.031	3.635	2.887
7/21/2021 9:42 PM	0.02	3.594	2.895
7/21/2021 9:48 PM	0.006	3.557	2.899
7/21/2021 9:54 PM	-0.003	3.532	2.906
7/21/2021 10:00 PM	-0.005	3.505	2.914
7/21/2021 10:06 PM	-0.009	3.486	2.935
7/21/2021 10:12 PM	-0.014	3.463	2.948
7/21/2021 10:18 PM	-0.007	3.433	2.952
7/21/2021 10:24 PM	-0.005	3.39	2.95
7/21/2021 10:30 PM	-0.015	3.335	2.926
7/21/2021 10:36 PM	-0.018	3.284	2.952
7/21/2021 10:42 PM	-0.02	3.244	2.945
7/21/2021 10:48 PM	-0.018	3.205	2.909
7/21/2021 10:54 PM	-0.012	3.159	2.897
7/21/2021 11:00 PM	-0.015	3.134	2.911
7/21/2021 11:06 PM	-0.013	3.112	2.92
7/21/2021 11:12 PM	-0.012	3.082	2.917
7/21/2021 11:18 PM	-0.017	3.054	2.932
7/21/2021 11:24 PM	-0.023	3.031	2.927
7/21/2021 11:30 PM	-0.023	3.007	2.951
7/21/2021 11:36 PM	-0.024	2.991	2.948
7/21/2021 11:42 PM	-0.025	2.986	2.925
7/21/2021 11:48 PM	-0.02	2.98	2.944
7/21/2021 11:54 PM	-0.025	2.97	2.944
7/22/2021 12:00 AM	-0.028	2.968	2.946
7/22/2021 12:06 AM	-0.037	2.983	2.972
7/22/2021 12:12 AM	-0.048	2.994	2.965
7/22/2021 12:18 AM	-0.057	3.011	2.954
7/22/2021 12:24 AM	-0.064	3.02	2.964
7/22/2021 12:30 AM	-0.055	3.006	2.979

## Opacity Data Summary Report

**Company:** New York City D.E.P.  
North River Wastewater Resource Recovery Facility  
New York, NY 10031



**Data Group:** Valid Data  
**Report Name:** 3rd Quarter 2021

**Start of Report:** 7/1/2021 0:00  
**End of Report:** 9/30/2021 23:54

All Opacity Data

Date & Time	PE 1	PE 2	PE 4
	%	%	%
7/22/2021 12:36 AM	-0.057	2.997	2.991
7/22/2021 12:42 AM	-0.068	2.985	3.003
7/22/2021 12:48 AM	-0.072	2.974	3.16
7/22/2021 12:54 AM	-0.065	2.965	3.369
7/22/2021 1:00 AM	-0.045	2.954	3.14
7/22/2021 1:06 AM	-0.052	2.948	3.085
7/22/2021 1:12 AM	-0.058	2.952	3.071
7/22/2021 1:18 AM	-0.065	2.952	3.028
7/22/2021 1:24 AM	-0.069	2.955	3.045
7/22/2021 1:30 AM	-0.064	2.971	3.065
7/22/2021 1:36 AM	-0.076	2.99	3.091
7/22/2021 1:42 AM	-0.085	3.009	3.107
7/22/2021 1:48 AM	-0.092	3.033	3.106
7/22/2021 1:54 AM	-0.097	3.044	3.147
7/22/2021 2:00 AM	-0.094	3.046	3.179
7/22/2021 2:06 AM	-0.105	3.052	3.141
7/22/2021 2:12 AM	-0.116	3.054	3.118
7/22/2021 2:18 AM	-0.117	3.063	3.103
7/22/2021 2:24 AM	-0.125	3.078	3.073
7/22/2021 2:30 AM	-0.133	3.097	3.124
7/22/2021 2:36 AM	-0.137	3.116	3.146
7/22/2021 2:42 AM	-0.141	3.133	3.161
7/22/2021 2:48 AM	-0.146	3.152	3.209
7/22/2021 2:54 AM	-0.154	3.161	3.202
7/22/2021 3:00 AM	-0.156	3.172	3.146
7/22/2021 3:06 AM	-0.148	3.176	3.183
7/22/2021 3:12 AM	-0.15	3.174	3.225
7/22/2021 3:18 AM	-0.156	3.184	3.206
7/22/2021 3:24 AM	-0.159	3.199	3.223
7/22/2021 3:30 AM	-0.164	3.211	3.287
7/22/2021 3:36 AM	-0.172	3.229	3.322
7/22/2021 3:42 AM	-0.172	3.245	3.308
7/22/2021 3:48 AM	-0.177	3.267	3.353
7/22/2021 3:54 AM	-0.172	3.281	3.387
7/22/2021 4:00 AM	-0.171	3.282	3.361
7/22/2021 4:06 AM	-0.175	3.288	3.349
7/22/2021 4:12 AM	-0.19	3.306	3.29
7/22/2021 4:18 AM	-0.191	3.325	3.232
7/22/2021 4:24 AM	-0.193	3.331	3.242
7/22/2021 4:30 AM	-0.187	3.334	3.281
7/22/2021 4:36 AM	-0.186	3.35	3.259
7/22/2021 4:42 AM	-0.19	3.362	3.203
7/22/2021 4:48 AM	-0.192	3.369	3.18
7/22/2021 4:54 AM	-0.194	3.376	3.163
7/22/2021 5:00 AM	-0.2	3.4	3.174
7/22/2021 5:06 AM	-0.211	3.511	3.187
7/22/2021 5:12 AM	-0.226	3.767	3.209
7/22/2021 5:18 AM	-0.236	4.161	3.234
7/22/2021 5:24 AM	-0.25	4.52	3.25
7/22/2021 5:30 AM	-0.255	4.75	3.29



## Opacity Data Summary Report

**Company:** New York City D.E.P.  
North River Wastewater Resource Recovery Facility  
New York, NY 10031



**Data Group:** Valid Data  
**Report Name:** 3rd Quarter 2021

**Start of Report:** 7/1/2021 0:00  
**End of Report:** 9/30/2021 23:54

All Opacity Data

Date & Time	PE 1	PE 2	PE 4
	%	%	%
7/22/2021 5:36 AM	-0.25	4.904	3.288
7/22/2021 5:42 AM	-0.248	5.002	3.328
7/22/2021 5:48 AM	-0.233	5.104	3.341
7/22/2021 5:54 AM	-0.223	5.18	3.309
7/22/2021 6:00 AM	-0.208	5.252	3.217
7/22/2021 6:06 AM	-0.195	5.277	3.163
7/22/2021 6:12 AM	-0.177	5.278	3.14
7/22/2021 6:18 AM	-0.173	5.27	3.098
7/22/2021 6:24 AM	-0.169	5.235	3.114
7/22/2021 6:30 AM	-0.168	5.141	3.117
7/22/2021 6:36 AM	-0.17	5.034	3.102
7/22/2021 6:42 AM	-0.159	4.944	3.103
7/22/2021 6:48 AM	-0.15	4.855	3.157
7/22/2021 6:54 AM	-0.136	4.751	3.162
7/22/2021 7:00 AM	-0.128	4.637	3.189
7/22/2021 7:06 AM	-0.121	4.532	3.203
7/22/2021 7:12 AM	-0.107	4.432	3.157
7/22/2021 7:18 AM	-0.101	4.331	3.138
7/22/2021 7:24 AM	-0.092	4.22	3.109
7/22/2021 7:30 AM	-0.078	4.095	3.111
7/22/2021 7:36 AM	-0.068	3.964	3.181
7/22/2021 7:42 AM	-0.053	3.807	3.213
7/22/2021 7:48 AM	-0.045	3.608	3.219
7/22/2021 7:54 AM	-0.03	3.457	3.199
7/22/2021 8:00 AM	-0.012	3.377	3.173
7/22/2021 8:06 AM	0.005	3.279	3.16
7/22/2021 8:12 AM	0.024	3.243	3.152
7/22/2021 8:18 AM	0.034	3.23	3.075
7/22/2021 8:24 AM	0.058	3.274	2.952
7/22/2021 8:30 AM	0.076	3.298	2.659
7/22/2021 8:36 AM	0.095	3.252	1.525
7/22/2021 8:42 AM	0.109	3.207	0.92
7/22/2021 8:48 AM	0.108	3.146	0.93
7/22/2021 8:54 AM	0.081	2.93	0.927
7/22/2021 9:00 AM	0.043	2.672	0.945
7/22/2021 9:06 AM	0.004	2.512	0.953
7/22/2021 9:12 AM	-0.047	2.477	0.947
7/22/2021 9:18 AM	-0.11	2.475	0.935
7/22/2021 9:24 AM	-0.155	2.388	0.934
7/22/2021 9:30 AM	-0.184	2.316	0.939
7/22/2021 9:36 AM	-0.204	2.319	0.952
7/22/2021 9:42 AM	-0.219	2.348	0.947
7/22/2021 9:48 AM	-0.227	2.379	0.956
7/22/2021 9:54 AM	-0.218	2.4	0.957
7/22/2021 10:00 AM	-0.207	2.427	0.952
7/22/2021 10:06 AM	-0.195	2.439	0.954
7/22/2021 10:12 AM	-0.184	2.434	0.955
7/22/2021 10:18 AM	-0.169	2.434	0.952
7/22/2021 10:24 AM	-0.141	2.447	0.96
7/22/2021 10:30 AM	-0.122	2.446	0.958

## Opacity Data Summary Report

**Company:** New York City D.E.P.  
North River Wastewater Resource Recovery Facility  
New York, NY 10031



**Data Group:** Valid Data  
**Report Name:** 3rd Quarter 2021

**Start of Report:** 7/1/2021 0:00  
**End of Report:** 9/30/2021 23:54

All Opacity Data

Date & Time	PE 1	PE 2	PE 4
	%	%	%
7/22/2021 10:36 AM	-0.106	2.455	0.972
7/22/2021 10:42 AM	-0.095	2.46	0.966
7/22/2021 10:48 AM	-0.084	2.436	0.96
7/22/2021 10:54 AM	-0.077	2.436	0.958
7/22/2021 11:00 AM	-0.073	2.452	0.953
7/22/2021 11:06 AM	-0.068	2.44	0.943
7/22/2021 11:12 AM	-0.064	2.439	0.937
7/22/2021 11:18 AM	-0.06	2.431	0.939
7/22/2021 11:24 AM	-0.055	2.429	0.949
7/22/2021 11:30 AM	-0.048	2.427	0.949
7/22/2021 11:36 AM	-0.051	2.432	0.942
7/22/2021 11:42 AM	-0.062	2.446	0.953
7/22/2021 11:48 AM	-0.067	2.438	0.963
7/22/2021 11:54 AM	-0.072	2.409	0.962
7/22/2021 12:00 PM	-0.025	2.396	0.977
7/22/2021 12:06 PM	0.071	2.425	0.986
7/22/2021 12:12 PM	0.05	2.424	0.998
7/22/2021 12:18 PM	0.039	2.371	0.991
7/22/2021 12:24 PM	0.037	2.32	0.982
7/22/2021 12:30 PM	0.045	2.317	0.989
7/22/2021 12:36 PM	0.068	2.344	0.985
7/22/2021 12:42 PM	0.091	2.423	0.978
7/22/2021 12:48 PM	0.116	2.522	0.964
7/22/2021 12:54 PM	0.137	2.593	0.953
7/22/2021 1:00 PM	0.145	2.657	0.962
7/22/2021 1:06 PM	0.154	2.663	0.965
7/22/2021 1:12 PM	0.169	2.63	0.974
7/22/2021 1:18 PM	0.179	2.642	0.984
7/22/2021 1:24 PM	0.186	2.655	0.979
7/22/2021 1:30 PM	0.198	2.674	0.98
7/22/2021 1:36 PM	0.213	2.715	0.972
7/22/2021 1:42 PM	0.218	2.739	0.966
7/22/2021 1:48 PM	0.211	2.768	0.971
7/22/2021 1:54 PM	0.209	2.834	0.987
7/22/2021 2:00 PM	0.222	2.935	0.99
7/22/2021 2:06 PM	0.227	3.014	0.991
7/22/2021 2:12 PM	0.22	3.075	0.987
7/22/2021 2:18 PM	0.206	3.061	0.987
7/22/2021 2:24 PM	0.2	3.028	4.809
7/22/2021 2:30 PM	0.183	3.041	7.585
7/22/2021 2:36 PM	0.181	3.028	4.821
7/22/2021 2:42 PM	0.201	2.986	3.278
7/22/2021 2:48 PM	0.219	2.999	3.227
7/22/2021 2:54 PM	0.23	3.037	3.224
7/22/2021 3:00 PM	0.239	3.035	3.294
7/22/2021 3:06 PM	0.24	3.007	3.396
7/22/2021 3:12 PM	0.236	2.967	3.373
7/22/2021 3:18 PM	0.234	2.919	3.336
7/22/2021 3:24 PM	0.219	3.019	3.265
7/22/2021 3:30 PM	0.195	3.145	3.159

## Opacity Data Summary Report

**Company:** New York City D.E.P.  
North River Wastewater Resource Recovery Facility  
New York, NY 10031



**Data Group:** Valid Data  
**Report Name:** 3rd Quarter 2021

**Start of Report:** 7/1/2021 0:00  
**End of Report:** 9/30/2021 23:54

All Opacity Data

Date & Time	PE 1	PE 2	PE 4
	%	%	%
7/22/2021 3:36 PM	0.184	3.108	3.106
7/22/2021 3:42 PM	0.174	3.062	3.065
7/22/2021 3:48 PM	0.141	3.058	2.979
7/22/2021 3:54 PM	0.128	3.041	2.95
7/22/2021 4:00 PM	0.119	3.072	2.927
7/22/2021 4:06 PM	0.112	3.083	2.904
7/22/2021 4:12 PM	0.111	3.007	2.933
7/22/2021 4:18 PM	0.111	3.01	2.97
7/22/2021 4:24 PM	0.121	3.067	2.953
7/22/2021 4:30 PM	0.126	3.18	2.924
7/22/2021 4:36 PM	0.132	3.278	2.945
7/22/2021 4:42 PM	0.138	3.33	2.929
7/22/2021 4:48 PM	0.137	3.388	2.919
7/22/2021 4:54 PM	0.138	3.313	2.91
7/22/2021 5:00 PM	0.13	3.07	2.88
7/22/2021 5:06 PM	0.126	2.955	2.871
7/22/2021 5:12 PM	0.124	2.92	2.856
7/22/2021 5:18 PM	0.122	2.901	2.923
7/22/2021 5:24 PM	0.119	2.816	2.933
7/22/2021 5:30 PM	0.115	2.753	2.912
7/22/2021 5:36 PM	0.12	2.711	2.906
7/22/2021 5:42 PM	0.13	2.723	2.922
7/22/2021 5:48 PM	0.145	2.885	2.945
7/22/2021 5:54 PM	0.168	3.141	2.926
7/22/2021 6:00 PM	0.187	3.477	2.898
7/22/2021 6:06 PM	0.199	3.814	2.864
7/22/2021 6:12 PM	0.207	3.989	2.843
7/22/2021 6:18 PM	0.214	4.047	2.879
7/22/2021 6:24 PM	0.233	4.077	2.911
7/22/2021 6:30 PM	0.245	4.172	2.876
7/22/2021 6:36 PM	0.244	4.322	2.844
7/22/2021 6:42 PM	0.244	4.4	2.864
7/22/2021 6:48 PM	0.246	4.404	2.895
7/22/2021 6:54 PM	0.249	4.422	2.874
7/22/2021 7:00 PM	0.25	4.414	2.868
7/22/2021 7:06 PM	0.26	4.389	2.864
7/22/2021 7:12 PM	0.266	4.365	2.847
7/22/2021 7:18 PM	0.269	4.324	2.842
7/22/2021 7:24 PM	0.275	4.298	2.858
7/22/2021 7:30 PM	0.279	4.266	2.874
7/22/2021 7:36 PM	0.279	4.249	2.854
7/22/2021 7:42 PM	0.28	4.249	2.829
7/22/2021 7:48 PM	0.288	4.252	2.866
7/22/2021 7:54 PM	0.294	4.239	2.866
7/22/2021 8:00 PM	0.299	4.221	2.86
7/22/2021 8:06 PM	0.301	4.207	2.86
7/22/2021 8:12 PM	0.304	4.196	2.867
7/22/2021 8:18 PM	0.306	4.193	2.882
7/22/2021 8:24 PM	0.305	4.196	2.934
7/22/2021 8:30 PM	0.3	4.208	2.945

## Opacity Data Summary Report

**Company:** New York City D.E.P.  
North River Wastewater Resource Recovery Facility  
New York, NY 10031



**Data Group:** Valid Data  
**Report Name:** 3rd Quarter 2021

**Start of Report:** 7/1/2021 0:00  
**End of Report:** 9/30/2021 23:54

All Opacity Data

Date & Time	PE 1	PE 2	PE 4
	%	%	%
7/22/2021 8:36 PM	0.294	4.232	2.81
7/22/2021 8:42 PM	0.291	4.24	2.704
7/22/2021 8:48 PM	0.281	4.227	2.728
7/22/2021 8:54 PM	0.262	4.201	2.742
7/22/2021 9:00 PM	0.24	4.184	2.776
7/22/2021 9:06 PM	0.219	4.156	2.844
7/22/2021 9:12 PM	0.21	4.131	2.817
7/22/2021 9:18 PM	0.21	4.104	2.793
7/22/2021 9:24 PM	0.213	4.087	2.773
7/22/2021 9:30 PM	0.207	4.07	2.782
7/22/2021 9:36 PM	0.198	4.047	2.786
7/22/2021 9:42 PM	0.187	4.032	2.763
7/22/2021 9:48 PM	0.179	4.045	2.791
7/22/2021 9:54 PM	0.176	4.054	2.813
7/22/2021 10:00 PM	0.168	4.045	2.818
7/22/2021 10:06 PM	0.155	4.03	2.792
7/22/2021 10:12 PM	0.148	4.013	2.781
7/22/2021 10:18 PM	0.144	4.006	2.805
7/22/2021 10:24 PM	0.135	4.011	2.835
7/22/2021 10:30 PM	0.127	4.004	2.843
7/22/2021 10:36 PM	0.128	3.991	2.812
7/22/2021 10:42 PM	0.127	3.957	2.81
7/22/2021 10:48 PM	0.121	3.913	2.836
7/22/2021 10:54 PM	0.118	3.892	2.852
7/22/2021 11:00 PM	0.114	3.88	2.835
7/22/2021 11:06 PM	0.11	3.863	2.823
7/22/2021 11:12 PM	0.104	3.845	2.843
7/22/2021 11:18 PM	0.101	3.833	2.891
7/22/2021 11:24 PM	0.098	3.826	2.879
7/22/2021 11:30 PM	0.088	3.827	2.797
7/22/2021 11:36 PM	0.082	3.833	2.796
7/22/2021 11:42 PM	0.078	3.838	2.805
7/22/2021 11:48 PM	0.08	3.833	2.819
7/22/2021 11:54 PM	0.079	3.819	2.808
7/23/2021 12:00 AM	0.079	3.809	2.788
7/23/2021 12:06 AM	0.085	3.795	2.805
7/23/2021 12:12 AM	0.083	3.78	2.807
7/23/2021 12:18 AM	0.078	3.775	2.816
7/23/2021 12:24 AM	0.082	3.776	2.838
7/23/2021 12:30 AM	0.089	3.777	3.163
7/23/2021 12:36 AM	0.098	3.782	3.402
7/23/2021 12:42 AM	0.114	3.798	3.208
7/23/2021 12:48 AM	0.129	3.828	3.176
7/23/2021 12:54 AM	0.139	3.837	3.142
7/23/2021 1:00 AM	0.133	3.817	3.085
7/23/2021 1:06 AM	0.118	3.786	3.068
7/23/2021 1:12 AM	0.106	3.748	3.078
7/23/2021 1:18 AM	0.111	3.729	3.096
7/23/2021 1:24 AM	0.119	3.726	3.089
7/23/2021 1:30 AM	0.118	3.753	3.132

## Opacity Data Summary Report

**Company:** New York City D.E.P.  
North River Wastewater Resource Recovery Facility  
New York, NY 10031



**Data Group:** Valid Data  
**Report Name:** 3rd Quarter 2021

**Start of Report:** 7/1/2021 0:00  
**End of Report:** 9/30/2021 23:54

All Opacity Data

Date & Time	PE 1	PE 2	PE 4
	%	%	%
7/23/2021 1:36 AM	0.111	3.791	3.17
7/23/2021 1:42 AM	0.105	3.82	3.194
7/23/2021 1:48 AM	0.102	3.849	3.264
7/23/2021 1:54 AM	0.101	3.861	3.29
7/23/2021 2:00 AM	0.109	3.865	3.209
7/23/2021 2:06 AM	0.112	3.888	3.158
7/23/2021 2:12 AM	0.115	3.896	3.135
7/23/2021 2:18 AM	0.115	3.869	3.162
7/23/2021 2:24 AM	0.105	3.861	3.202
7/23/2021 2:30 AM	0.093	3.875	3.207
7/23/2021 2:36 AM	0.089	3.902	3.232
7/23/2021 2:42 AM	0.083	3.912	3.233
7/23/2021 2:48 AM	0.072	3.925	3.248
7/23/2021 2:54 AM	0.059	3.943	3.298
7/23/2021 3:00 AM	0.039	3.947	3.333
7/23/2021 3:06 AM	0.013	3.964	3.383
7/23/2021 3:12 AM	-0.008	3.988	3.358
7/23/2021 3:18 AM	-0.03	3.998	3.349
7/23/2021 3:24 AM	-0.047	3.993	3.358
7/23/2021 3:30 AM	-0.059	4	3.327
7/23/2021 3:36 AM	-0.063	4	3.326
7/23/2021 3:42 AM	-0.064	3.976	3.33
7/23/2021 3:48 AM	-0.067	3.957	3.305
7/23/2021 3:54 AM	-0.067	3.962	3.331
7/23/2021 4:00 AM	-0.068	3.991	3.313
7/23/2021 4:06 AM	-0.076	4.028	3.277
7/23/2021 4:12 AM	-0.086	4.049	3.316
7/23/2021 4:18 AM	-0.092	4.062	3.327
7/23/2021 4:24 AM	-0.095	4.073	3.304
7/23/2021 4:30 AM	-0.098	4.065	3.337
7/23/2021 4:36 AM	-0.102	4.038	3.332
7/23/2021 4:42 AM	-0.101	4.007	3.29
7/23/2021 4:48 AM	-0.091	3.973	3.278
7/23/2021 4:54 AM	-0.084	3.951	3.213
7/23/2021 5:00 AM	-0.089	3.95	3.142
7/23/2021 5:06 AM	-0.098	4.063	3.096
7/23/2021 5:12 AM	-0.106	4.303	3.108
7/23/2021 5:18 AM	-0.107	4.628	3.144
7/23/2021 5:24 AM	-0.099	4.907	3.167
7/23/2021 5:30 AM	-0.098	5.025	3.176
7/23/2021 5:36 AM	-0.098	5.101	3.186
7/23/2021 5:42 AM	-0.084	5.2	3.205
7/23/2021 5:48 AM	-0.076	5.273	3.201
7/23/2021 5:54 AM	-0.071	5.343	3.202
7/23/2021 6:00 AM	-0.054	5.41	3.227
7/23/2021 6:06 AM	-0.036	5.435	3.196
7/23/2021 6:12 AM	-0.033	5.418	3.159
7/23/2021 6:18 AM	-0.028	5.392	3.178
7/23/2021 6:24 AM	-0.016	5.359	3.191
7/23/2021 6:30 AM	-0.001	5.279	3.211

## Opacity Data Summary Report

**Company:** New York City D.E.P.  
North River Wastewater Resource Recovery Facility  
New York, NY 10031



**Data Group:** Valid Data  
**Report Name:** 3rd Quarter 2021

**Start of Report:** 7/1/2021 0:00  
**End of Report:** 9/30/2021 23:54

All Opacity Data

Date & Time	PE 1	PE 2	PE 4
	%	%	%
7/23/2021 6:36 AM	0.015	5.141	3.22
7/23/2021 6:42 AM	0.025	5.003	3.237
7/23/2021 6:48 AM	0.029	4.822	3.264
7/23/2021 6:54 AM	0.029	4.331	3.273
7/23/2021 7:00 AM	0.033	4.151	3.308
7/23/2021 7:06 AM	0.045	4.44	3.271
7/23/2021 7:12 AM	0.056	4.5	3.189
7/23/2021 7:18 AM	0.063	4.377	3.127
7/23/2021 7:24 AM	0.068	4.216	3.104
7/23/2021 7:30 AM	0.071	4.049	3.105
7/23/2021 7:36 AM	0.078	3.877	3.117
7/23/2021 7:42 AM	0.089	3.731	3.132
7/23/2021 7:48 AM	0.111	3.624	3.125
7/23/2021 7:54 AM	0.133	3.512	3.118
7/23/2021 8:00 AM	0.15	3.403	3.12
7/23/2021 8:06 AM	0.173	3.322	3.093
7/23/2021 8:12 AM	0.201	3.279	3.109
7/23/2021 8:18 AM	0.222	3.271	3.164
7/23/2021 8:24 AM	0.238	3.256	3.182
7/23/2021 8:30 AM	0.251	3.228	3.145
7/23/2021 8:36 AM	0.272	3.263	3.118
7/23/2021 8:42 AM	0.301	3.441	3.087
7/23/2021 8:48 AM	0.301	3.584	3.076
7/23/2021 8:54 AM	0.277	3.629	3.055
7/23/2021 9:00 AM	0.251	3.647	3.033
7/23/2021 9:06 AM	0.196	3.63	3.027
7/23/2021 9:12 AM	0.119	3.551	3.042
7/23/2021 9:18 AM	0.061	3.445	3.057
7/23/2021 9:24 AM	0.011	3.305	3.062
7/23/2021 9:30 AM	-0.032	3.107	3.104
7/23/2021 9:36 AM	-0.071	2.739	3.141
7/23/2021 9:42 AM	-0.09	2.51	3.132
7/23/2021 9:48 AM	-0.101	2.495	3.115
7/23/2021 9:54 AM	-0.109	2.509	3.104
7/23/2021 10:00 AM	-0.122	2.497	3.059
7/23/2021 10:06 AM	-0.129	2.457	3.07
7/23/2021 10:12 AM	-0.125	2.425	3.096
7/23/2021 10:18 AM	-0.111	2.399	3.046
7/23/2021 10:24 AM	-0.086	2.325	3.015
7/23/2021 10:30 AM	-0.057	2.22	2.991
7/23/2021 10:36 AM	-0.028	2.152	3.057
7/23/2021 10:42 AM	-0.003	2.096	3.033
7/23/2021 10:48 AM	0.017	2.088	3.032
7/23/2021 10:54 AM	0.035	2.122	3.074
7/23/2021 11:00 AM	0.051	2.149	3.056
7/23/2021 11:06 AM	0.061	2.137	3.069
7/23/2021 11:12 AM	0.072	2.14	3.063
7/23/2021 11:18 AM	0.083	2.16	3.063
7/23/2021 11:24 AM	0.091	2.176	3.087
7/23/2021 11:30 AM	0.103	2.325	3.106

## Opacity Data Summary Report

**Company:** New York City D.E.P.  
North River Wastewater Resource Recovery Facility  
New York, NY 10031



**Data Group:** Valid Data  
**Report Name:** 3rd Quarter 2021

**Start of Report:** 7/1/2021 0:00  
**End of Report:** 9/30/2021 23:54

All Opacity Data

Date & Time	PE 1	PE 2	PE 4
	%	%	%
7/23/2021 11:36 AM	0.079	2.38	3.103
7/23/2021 11:42 AM	0.032	2.36	3.064
7/23/2021 11:48 AM	-0.019	2.344	3.059
7/23/2021 11:54 AM	-0.023	2.367	3.046
7/23/2021 12:00 PM	-0.015	2.39	3.046
7/23/2021 12:06 PM	0.02	2.42	3.043
7/23/2021 12:12 PM	0.008	2.401	3.152
7/23/2021 12:18 PM	-0.003	2.339	3.179
7/23/2021 12:24 PM	-0.004	2.338	3.073
7/23/2021 12:30 PM	0.012	2.467	3.033
7/23/2021 12:36 PM	0.049	2.613	3.038
7/23/2021 12:42 PM	0.078	2.757	3.021
7/23/2021 12:48 PM	0.099	2.915	2.968
7/23/2021 12:54 PM	0.115	3.027	2.955
7/23/2021 1:00 PM	0.126	2.998	2.919
7/23/2021 1:06 PM	0.137	2.858	2.91
7/23/2021 1:12 PM	0.148	2.779	2.924
7/23/2021 1:18 PM	0.156	2.764	2.885
7/23/2021 1:24 PM	0.164	2.726	2.851
7/23/2021 1:30 PM	0.17	2.701	2.867
7/23/2021 1:36 PM	0.174	2.7	2.887
7/23/2021 1:42 PM	0.171	2.735	2.912
7/23/2021 1:48 PM	0.155	2.828	2.931
7/23/2021 1:54 PM	0.126	2.884	2.939
7/23/2021 2:00 PM	0.084	2.893	2.925
7/23/2021 2:06 PM	0.048	2.879	2.902
7/23/2021 2:12 PM	0.028	2.867	2.899
7/23/2021 2:18 PM	0.025	2.809	2.897
7/23/2021 2:24 PM	0.02	2.776	2.903
7/23/2021 2:30 PM	0.024	2.806	2.926
7/23/2021 2:36 PM	0.048	2.802	2.929
7/23/2021 2:42 PM	0.075	2.822	2.937
7/23/2021 2:48 PM	0.1	2.882	2.914
7/23/2021 2:54 PM	0.124	3.005	2.914
7/23/2021 3:00 PM	0.15	3.184	2.943
7/23/2021 3:06 PM	0.167	3.356	2.938
7/23/2021 3:12 PM	0.175	3.481	2.92
7/23/2021 3:18 PM	0.188	3.556	2.856
7/23/2021 3:24 PM	0.206	3.626	2.785
7/23/2021 3:30 PM	0.205	3.662	2.796
7/23/2021 3:36 PM	0.183	3.534	2.834
7/23/2021 3:42 PM	0.16	3.318	2.83
7/23/2021 3:48 PM	0.148	3.218	2.794
7/23/2021 3:54 PM	0.148	3.215	2.804
7/23/2021 4:00 PM	0.137	3.164	2.815
7/23/2021 4:06 PM	0.124	3.127	2.843
7/23/2021 4:12 PM	0.132	3.266	2.841
7/23/2021 4:18 PM	0.157	3.609	2.826
7/23/2021 4:24 PM	0.181	4.033	2.843
7/23/2021 4:30 PM	0.199	4.398	2.873

## Opacity Data Summary Report

**Company:** New York City D.E.P.  
North River Wastewater Resource Recovery Facility  
New York, NY 10031



**Data Group:** Valid Data  
**Report Name:** 3rd Quarter 2021

**Start of Report:** 7/1/2021 0:00  
**End of Report:** 9/30/2021 23:54

All Opacity Data

Date & Time	PE 1	PE 2	PE 4
	%	%	%
7/23/2021 4:36 PM	0.206	4.668	2.877
7/23/2021 4:42 PM	0.208	4.773	2.902
7/23/2021 4:48 PM	0.21	4.801	2.912
7/23/2021 4:54 PM	0.21	4.864	2.93
7/23/2021 5:00 PM	0.207	4.896	2.931
7/23/2021 5:06 PM	0.211	4.868	2.931
7/23/2021 5:12 PM	0.211	4.769	2.933
7/23/2021 5:18 PM	0.205	4.575	2.945
7/23/2021 5:24 PM	0.196	4.347	2.954
7/23/2021 5:30 PM	0.18	3.907	2.941
7/23/2021 5:36 PM	0.159	3.319	2.977
7/23/2021 5:42 PM	0.14	2.925	3.064
7/23/2021 5:48 PM	0.131	2.794	3.016
7/23/2021 5:54 PM	0.133	2.778	2.953
7/23/2021 6:00 PM	0.143	2.767	2.938
7/23/2021 6:06 PM	0.155	2.781	2.935
7/23/2021 6:12 PM	0.169	2.793	2.943
7/23/2021 6:18 PM	0.182	2.807	2.944
7/23/2021 6:24 PM	0.202	2.918	2.946
7/23/2021 6:30 PM	0.224	3.141	2.98
7/23/2021 6:36 PM	0.25	3.42	3.007
7/23/2021 6:42 PM	0.277	3.693	3.014
7/23/2021 6:48 PM	0.29	3.987	3.005
7/23/2021 6:54 PM	0.281	4.302	3.024
7/23/2021 7:00 PM	0.256	4.606	3.023
7/23/2021 7:06 PM	0.241	4.845	3.14
7/23/2021 7:12 PM	0.241	5.024	3.115
7/23/2021 7:18 PM	0.243	5.102	3.084
7/23/2021 7:24 PM	0.248	5.132	3.119
7/23/2021 7:30 PM	0.247	5.138	3.153
7/23/2021 7:36 PM	0.245	5.125	3.201
7/23/2021 7:42 PM	0.25	5.115	3.2
7/23/2021 7:48 PM	0.248	5.121	3.228
7/23/2021 7:54 PM	0.244	5.119	3.231
7/23/2021 8:00 PM	0.233	5.116	3.194
7/23/2021 8:06 PM	0.22	5.132	3.13
7/23/2021 8:12 PM	0.217	5.141	3.126
7/23/2021 8:18 PM	0.225	5.125	3.085
7/23/2021 8:24 PM	0.233	5.084	3.055
7/23/2021 8:30 PM	0.234	5.042	3.051
7/23/2021 8:36 PM	0.239	5.015	3.073
7/23/2021 8:42 PM	0.248	4.951	2.962
7/23/2021 8:48 PM	0.248	4.923	2.841
7/23/2021 8:54 PM	0.241	4.906	2.848
7/23/2021 9:00 PM	0.233	4.91	2.913
7/23/2021 9:06 PM	0.227	4.923	2.951
7/23/2021 9:12 PM	0.231	4.937	2.958
7/23/2021 9:18 PM	0.233	4.936	2.974
7/23/2021 9:24 PM	0.233	4.915	2.986
7/23/2021 9:30 PM	0.236	4.884	2.988



## Opacity Data Summary Report

**Company:** New York City D.E.P.  
North River Wastewater Resource Recovery Facility  
New York, NY 10031



**Data Group:** Valid Data  
**Report Name:** 3rd Quarter 2021

**Start of Report:** 7/1/2021 0:00  
**End of Report:** 9/30/2021 23:54

All Opacity Data

Date & Time	PE 1	PE 2	PE 4
	%	%	%
7/23/2021 9:36 PM	0.242	4.86	2.971
7/23/2021 9:42 PM	0.246	4.85	2.991
7/23/2021 9:48 PM	0.242	4.832	3.008
7/23/2021 9:54 PM	0.238	4.782	3.037
7/23/2021 10:00 PM	0.238	4.755	3.044
7/23/2021 10:06 PM	0.237	4.764	3.027
7/23/2021 10:12 PM	0.239	4.76	3.023
7/23/2021 10:18 PM	0.237	4.749	3.025
7/23/2021 10:24 PM	0.229	4.733	3
7/23/2021 10:30 PM	0.225	4.699	3.055
7/23/2021 10:36 PM	0.225	4.674	3.063
7/23/2021 10:42 PM	0.223	4.676	3.061
7/23/2021 10:48 PM	0.218	4.659	3.039
7/23/2021 10:54 PM	0.218	4.62	3.055
7/23/2021 11:00 PM	0.223	4.573	3.081
7/23/2021 11:06 PM	0.219	4.509	3.053
7/23/2021 11:12 PM	0.213	4.452	3.039
7/23/2021 11:18 PM	0.21	4.412	3.038
7/23/2021 11:24 PM	0.202	4.378	3.021
7/23/2021 11:30 PM	0.189	4.351	3.041
7/23/2021 11:36 PM	0.183	4.345	3.041
7/23/2021 11:42 PM	0.179	4.359	3.028
7/23/2021 11:48 PM	0.176	4.383	3.054
7/23/2021 11:54 PM	0.169	4.39	3.077
7/24/2021 12:00 AM	0.161	4.394	3.077
7/24/2021 12:06 AM	0.16	4.392	3.087
7/24/2021 12:12 AM	0.157	4.395	3.113
7/24/2021 12:18 AM	0.153	4.401	3.117
7/24/2021 12:24 AM	0.155	4.391	3.095
7/24/2021 12:30 AM	0.149	4.367	3.068
7/24/2021 12:36 AM	0.14	4.338	3.06
7/24/2021 12:42 AM	0.14	4.329	3.36
7/24/2021 12:48 AM	0.14	4.338	3.886
7/24/2021 12:54 AM	0.134	4.34	4.12
7/24/2021 1:00 AM	0.13	4.329	3.994
7/24/2021 1:06 AM	0.124	4.304	3.8
7/24/2021 1:12 AM	0.121	4.282	3.712
7/24/2021 1:18 AM	0.12	4.268	3.632
7/24/2021 1:24 AM	0.118	4.255	3.549
7/24/2021 1:30 AM	0.117	4.253	3.556
7/24/2021 1:36 AM	0.12	4.253	3.578
7/24/2021 1:42 AM	0.122	4.247	3.676
7/24/2021 1:48 AM	0.121	4.231	3.762
7/24/2021 1:54 AM	0.122	4.209	3.777
7/24/2021 2:00 AM	0.123	4.192	3.818
7/24/2021 2:06 AM	0.123	4.181	3.769
7/24/2021 2:12 AM	0.127	4.164	3.681
7/24/2021 2:18 AM	0.13	4.168	3.565
7/24/2021 2:24 AM	0.126	4.206	3.512
7/24/2021 2:30 AM	0.119	4.251	3.572

## Opacity Data Summary Report

**Company:** New York City D.E.P.  
North River Wastewater Resource Recovery Facility  
New York, NY 10031



**Data Group:** Valid Data  
**Report Name:** 3rd Quarter 2021

**Start of Report:** 7/1/2021 0:00  
**End of Report:** 9/30/2021 23:54

All Opacity Data

Date & Time	PE 1	PE 2	PE 4
	%	%	%
7/24/2021 2:36 AM	0.11	4.293	3.632
7/24/2021 2:42 AM	0.102	4.319	3.636
7/24/2021 2:48 AM	0.101	4.325	3.48
7/24/2021 2:54 AM	0.104	4.317	3.394
7/24/2021 3:00 AM	0.1	4.304	3.367
7/24/2021 3:06 AM	0.099	4.282	3.334
7/24/2021 3:12 AM	0.1	4.253	3.28
7/24/2021 3:18 AM	0.098	4.23	3.242
7/24/2021 3:24 AM	0.092	4.215	3.247
7/24/2021 3:30 AM	0.091	4.197	3.261
7/24/2021 3:36 AM	0.1	4.181	3.239
7/24/2021 3:42 AM	0.106	4.179	3.2
7/24/2021 3:48 AM	0.107	4.202	3.23
7/24/2021 3:54 AM	0.106	4.236	3.323
7/24/2021 4:00 AM	0.103	4.271	3.336
7/24/2021 4:06 AM	0.094	4.319	3.294
7/24/2021 4:12 AM	0.08	4.373	3.31
7/24/2021 4:18 AM	0.07	4.417	3.374
7/24/2021 4:24 AM	0.063	4.475	3.361
7/24/2021 4:30 AM	0.055	4.511	3.347
7/24/2021 4:36 AM	0.05	4.534	3.322
7/24/2021 4:42 AM	0.051	4.54	3.328
7/24/2021 4:48 AM	0.05	4.554	3.223
7/24/2021 4:54 AM	0.049	4.591	3.094
7/24/2021 5:00 AM	0.05	4.672	3.055
7/24/2021 5:06 AM	0.051	4.821	3.056
7/24/2021 5:12 AM	0.057	5.11	3.094
7/24/2021 5:18 AM	0.06	5.465	3.116
7/24/2021 5:24 AM	0.06	5.604	3.108
7/24/2021 5:30 AM	0.066	5.747	3.074
7/24/2021 5:36 AM	0.075	5.908	3.098
7/24/2021 5:42 AM	0.087	6.076	3.172
7/24/2021 5:48 AM	0.1	6.226	3.189
7/24/2021 5:54 AM	0.119	6.35	3.228
7/24/2021 6:00 AM	0.148	6.422	3.232
7/24/2021 6:06 AM	0.172	6.456	3.22
7/24/2021 6:12 AM	0.192	6.485	3.246
7/24/2021 6:18 AM	0.201	6.472	3.295
7/24/2021 6:24 AM	0.208	6.395	3.335
7/24/2021 6:30 AM	0.212	6.229	3.302
7/24/2021 6:36 AM	0.216	6.013	3.226
7/24/2021 6:42 AM	0.227	5.833	3.212
7/24/2021 6:48 AM	0.239	5.669	3.222
7/24/2021 6:54 AM	0.251	5.525	3.251
7/24/2021 7:00 AM	0.262	5.349	3.268
7/24/2021 7:06 AM	0.267	5.157	3.214
7/24/2021 7:12 AM	0.275	5.009	3.17
7/24/2021 7:18 AM	0.282	4.828	3.169
7/24/2021 7:24 AM	0.275	4.681	3.191
7/24/2021 7:30 AM	0.277	4.541	3.226

## Opacity Data Summary Report

**Company:** New York City D.E.P.  
North River Wastewater Resource Recovery Facility  
New York, NY 10031



**Data Group:** Valid Data  
**Report Name:** 3rd Quarter 2021

**Start of Report:** 7/1/2021 0:00  
**End of Report:** 9/30/2021 23:54

All Opacity Data

Date & Time	PE 1	PE 2	PE 4
	%	%	%
7/24/2021 7:36 AM	0.297	4.412	3.273
7/24/2021 7:42 AM	0.304	4.274	3.224
7/24/2021 7:48 AM	0.304	4.084	3.15
7/24/2021 7:54 AM	0.313	3.949	3.133
7/24/2021 8:00 AM	0.312	3.777	3.107
7/24/2021 8:06 AM	0.332	3.658	3.122
7/24/2021 8:12 AM	0.371	3.637	3.152
7/24/2021 8:18 AM	0.403	3.628	3.16
7/24/2021 8:24 AM	0.424	3.65	3.179
7/24/2021 8:30 AM	0.442	3.652	3.203
7/24/2021 8:36 AM	0.465	3.63	3.207
7/24/2021 8:42 AM	0.489	3.634	3.224
7/24/2021 8:48 AM	0.485	3.607	3.238
7/24/2021 8:54 AM	0.45	3.534	3.261
7/24/2021 9:00 AM	0.408	3.429	3.314
7/24/2021 9:06 AM	0.316	3.201	3.439
7/24/2021 9:12 AM	0.226	2.975	3.44
7/24/2021 9:18 AM	0.165	2.797	3.141
7/24/2021 9:24 AM	0.107	2.62	2.691
7/24/2021 9:30 AM	0.059	2.529	2.734
7/24/2021 9:36 AM	0.015	2.506	2.786
7/24/2021 9:42 AM	-0.01	2.444	2.795
7/24/2021 9:48 AM	-0.027	2.411	2.815
7/24/2021 9:54 AM	-0.043	2.417	2.85
7/24/2021 10:00 AM	-0.057	2.413	2.851
7/24/2021 10:06 AM	-0.06	2.409	2.859
7/24/2021 10:12 AM	-0.052	2.376	2.912
7/24/2021 10:18 AM	-0.043	2.307	2.95
7/24/2021 10:24 AM	-0.025	2.214	2.979
7/24/2021 10:30 AM	0.002	2.109	2.998
7/24/2021 10:36 AM	0.033	2.042	2.961
7/24/2021 10:42 AM	0.057	2.013	2.933
7/24/2021 10:48 AM	0.078	2.017	2.933
7/24/2021 10:54 AM	0.096	2.049	2.947
7/24/2021 11:00 AM	0.109	2.085	2.96
7/24/2021 11:06 AM	0.119	2.123	2.975
7/24/2021 11:12 AM	0.131	2.15	2.971
7/24/2021 11:18 AM	0.145	2.172	2.999
7/24/2021 11:24 AM	0.16	2.19	3.05
7/24/2021 11:30 AM	0.17	2.234	3.039
7/24/2021 11:36 AM	0.162	2.283	3.028
7/24/2021 11:42 AM	0.132	2.269	3.005
7/24/2021 11:48 AM	0.095	2.241	2.992
7/24/2021 11:54 AM	0.065	2.223	3.01
7/24/2021 12:00 PM	0.026	2.207	3.02
7/24/2021 12:06 PM	-0.057	2.201	3
7/24/2021 12:12 PM	-0.059	2.195	2.967
7/24/2021 12:18 PM	-0.056	2.159	2.979
7/24/2021 12:24 PM	-0.051	2.151	2.988
7/24/2021 12:30 PM	-0.033	2.179	2.995

## Opacity Data Summary Report

**Company:** New York City D.E.P.  
 North River Wastewater Resource Recovery Facility  
 New York, NY 10031  
**Data Group:** Valid Data  
**Report Name:** 3rd Quarter 2021  
**Start of Report:** 7/1/2021 0:00  
**End of Report:** 9/30/2021 23:54



All Opacity Data

Date & Time	PE 1	PE 2	PE 4
	%	%	%
7/24/2021 12:36 PM	-0.005	2.271	3.01
7/24/2021 12:42 PM	0.019	2.395	2.998
7/24/2021 12:48 PM	0.043	2.479	2.966
7/24/2021 12:54 PM	0.065	2.533	2.962
7/24/2021 1:00 PM	0.079	2.548	2.961
7/24/2021 1:06 PM	0.092	2.536	2.948
7/24/2021 1:12 PM	0.103	2.522	2.949
7/24/2021 1:18 PM	0.114	2.518	2.948
7/24/2021 1:24 PM	0.115	2.498	2.927
7/24/2021 1:30 PM	0.12	2.472	2.889
7/24/2021 1:36 PM	0.132	2.468	2.858
7/24/2021 1:42 PM	0.13	2.501	2.852
7/24/2021 1:48 PM	0.114	2.552	2.87
7/24/2021 1:54 PM	0.09	2.614	2.874
7/24/2021 2:00 PM	0.056	2.725	2.878
7/24/2021 2:06 PM	0.039	2.833	2.868
7/24/2021 2:12 PM	0.045	2.953	2.874
7/24/2021 2:18 PM	0.043	3.023	2.899
7/24/2021 2:24 PM	0.03	3.045	2.919
7/24/2021 2:30 PM	0.025	3.129	2.917
7/24/2021 2:36 PM	0.032	3.293	2.911
7/24/2021 2:42 PM	0.042	3.444	2.915
7/24/2021 2:48 PM	0.046	3.577	2.917
7/24/2021 2:54 PM	0.043	3.705	2.894
7/24/2021 3:00 PM	0.035	3.851	2.9
7/24/2021 3:06 PM	0.031	3.984	2.913
7/24/2021 3:12 PM	0.047	4.121	2.916
7/24/2021 3:18 PM	0.068	4.188	2.885
7/24/2021 3:24 PM	0.082	4.18	2.888
7/24/2021 3:30 PM	0.086	4.093	2.913
7/24/2021 3:36 PM	0.083	3.962	2.894
7/24/2021 3:42 PM	0.084	3.893	2.876
7/24/2021 3:48 PM	0.096	3.948	2.922
7/24/2021 3:54 PM	0.108	4.06	2.954
7/24/2021 4:00 PM	0.111	4.161	2.988
7/24/2021 4:06 PM	0.105	4.233	3.013
7/24/2021 4:12 PM	0.098	4.305	2.986
7/24/2021 4:18 PM	0.101	4.346	2.937
7/24/2021 4:24 PM	0.098	4.348	2.93
7/24/2021 4:30 PM	0.089	4.243	2.936
7/24/2021 4:36 PM	0.065	4.061	2.936
7/24/2021 4:42 PM	0.041	3.913	2.951
7/24/2021 4:48 PM	0.036	3.931	2.979
7/24/2021 4:54 PM	0.041	4.076	2.987
7/24/2021 5:00 PM	0.051	4.208	2.968
7/24/2021 5:06 PM	0.062	4.308	2.966
7/24/2021 5:12 PM	0.07	4.364	2.969
7/24/2021 5:18 PM	0.067	4.392	2.961
7/24/2021 5:24 PM	0.057	4.376	2.96
7/24/2021 5:30 PM	0.057	4.358	2.933

## Opacity Data Summary Report

**Company:** New York City D.E.P.  
North River Wastewater Resource Recovery Facility  
New York, NY 10031



**Data Group:** Valid Data  
**Report Name:** 3rd Quarter 2021

**Start of Report:** 7/1/2021 0:00  
**End of Report:** 9/30/2021 23:54

All Opacity Data

Date & Time	PE 1	PE 2	PE 4
	%	%	%
7/24/2021 5:36 PM	0.064	4.381	2.93
7/24/2021 5:42 PM	0.062	4.385	2.916
7/24/2021 5:48 PM	0.058	4.325	2.912
7/24/2021 5:54 PM	0.06	4.247	2.911
7/24/2021 6:00 PM	0.058	4.173	2.895
7/24/2021 6:06 PM	0.056	4.095	2.896
7/24/2021 6:12 PM	0.06	4.018	2.902
7/24/2021 6:18 PM	0.066	4.002	2.889
7/24/2021 6:24 PM	0.07	4.046	2.894
7/24/2021 6:30 PM	0.073	4.087	2.887
7/24/2021 6:36 PM	0.07	4.103	2.905
7/24/2021 6:42 PM	0.06	4.096	2.958
7/24/2021 6:48 PM	0.057	4.088	2.949
7/24/2021 6:54 PM	0.061	4.085	2.927
7/24/2021 7:00 PM	0.065	4.067	2.938
7/24/2021 7:06 PM	0.07	4.048	2.935
7/24/2021 7:12 PM	0.074	4.049	2.957
7/24/2021 7:18 PM	0.074	4.043	2.98
7/24/2021 7:24 PM	0.077	4.035	3.013
7/24/2021 7:30 PM	0.075	4.03	3.043
7/24/2021 7:36 PM	0.073	4.024	3.02
7/24/2021 7:42 PM	0.078	4.008	3.038
7/24/2021 7:48 PM	0.08	3.997	3.058
7/24/2021 7:54 PM	0.072	3.987	3.058
7/24/2021 8:00 PM	0.066	3.983	3.056
7/24/2021 8:06 PM	0.068	3.984	3.038
7/24/2021 8:12 PM	0.074	3.98	3.061
7/24/2021 8:18 PM	0.074	3.97	3.089
7/24/2021 8:24 PM	0.07	3.962	3.094
7/24/2021 8:30 PM	0.068	3.967	3.094
7/24/2021 8:36 PM	0.067	3.976	3.107
7/24/2021 8:42 PM	0.063	3.989	3.101
7/24/2021 8:48 PM	0.06	3.988	3.096
7/24/2021 8:54 PM	0.058	3.98	3.108
7/24/2021 9:00 PM	0.052	3.977	3.129
7/24/2021 9:06 PM	0.049	3.97	3.159
7/24/2021 9:12 PM	0.049	3.956	3.21
7/24/2021 9:18 PM	0.046	3.96	3.164
7/24/2021 9:24 PM	0.043	3.965	3.076
7/24/2021 9:30 PM	0.037	3.985	3.025
7/24/2021 9:36 PM	0.038	4.007	3.015
7/24/2021 9:42 PM	0.038	4.025	2.994
7/24/2021 9:48 PM	0.035	4.048	2.997
7/24/2021 9:54 PM	0.03	4.071	2.989
7/24/2021 10:00 PM	0.028	4.092	3.004
7/24/2021 10:06 PM	0.028	4.116	3.012
7/24/2021 10:12 PM	0.029	4.15	3.018
7/24/2021 10:18 PM	0.031	4.183	3.04
7/24/2021 10:24 PM	0.029	4.205	3.045
7/24/2021 10:30 PM	0.026	4.224	3.059

## Opacity Data Summary Report

**Company:** New York City D.E.P.  
North River Wastewater Resource Recovery Facility  
New York, NY 10031



**Data Group:** Valid Data  
**Report Name:** 3rd Quarter 2021

**Start of Report:** 7/1/2021 0:00  
**End of Report:** 9/30/2021 23:54

All Opacity Data

Date & Time	PE 1	PE 2	PE 4
	%	%	%
7/24/2021 10:36 PM	0.021	4.264	3.046
7/24/2021 10:42 PM	0.023	4.304	3.034
7/24/2021 10:48 PM	0.031	4.331	3.036
7/24/2021 10:54 PM	0.042	4.342	3.048
7/24/2021 11:00 PM	0.041	4.346	3.018
7/24/2021 11:06 PM	0.031	4.344	3.481
7/24/2021 11:12 PM	0.026	4.33	3.729
7/24/2021 11:18 PM	0.022	4.329	3.399
7/24/2021 11:24 PM	0.021	4.326	3.304
7/24/2021 11:30 PM	0.018	4.322	3.271
7/24/2021 11:36 PM	0.016	4.314	3.265
7/24/2021 11:42 PM	0.013	4.3	3.153
7/24/2021 11:48 PM	0.009	4.297	3.084
7/24/2021 11:54 PM	0.004	4.308	3.124
7/25/2021 12:00 AM	0.003	4.332	3.165
7/25/2021 12:06 AM	0.008	4.354	3.206
7/25/2021 12:12 AM	0.01	4.374	3.233
7/25/2021 12:18 AM	0.011	4.391	3.29
7/25/2021 12:24 AM	0.003	4.391	3.343
7/25/2021 12:30 AM	-0.002	4.368	3.324
7/25/2021 12:36 AM	-0.003	4.355	3.307
7/25/2021 12:42 AM	-0.008	4.356	3.381
7/25/2021 12:48 AM	-0.012	4.36	3.534
7/25/2021 12:54 AM	-0.009	4.359	3.642
7/25/2021 1:00 AM	-0.006	4.362	3.665
7/25/2021 1:06 AM	-0.013	4.363	3.642
7/25/2021 1:12 AM	-0.016	4.363	3.565
7/25/2021 1:18 AM	-0.021	4.39	3.49
7/25/2021 1:24 AM	-0.022	4.416	3.404
7/25/2021 1:30 AM	-0.019	4.43	3.342
7/25/2021 1:36 AM	-0.014	4.442	3.392
7/25/2021 1:42 AM	-0.007	4.448	3.454
7/25/2021 1:48 AM	-0.01	4.445	3.433
7/25/2021 1:54 AM	-0.019	4.457	3.527
7/25/2021 2:00 AM	-0.021	4.467	3.644
7/25/2021 2:06 AM	-0.018	4.47	3.556
7/25/2021 2:12 AM	-0.016	4.49	3.408
7/25/2021 2:18 AM	-0.011	4.504	3.207
7/25/2021 2:24 AM	-0.008	4.512	3.127
7/25/2021 2:30 AM	-0.007	4.731	3.149
7/25/2021 2:36 AM	0.008	5.677	3.174
7/25/2021 2:42 AM	0.029	6.765	3.125
7/25/2021 2:48 AM	0.047	7.238	3.073
7/25/2021 2:54 AM	0.082	7.249	3.184
7/25/2021 3:00 AM	0.129	7.032	3.241
7/25/2021 3:06 AM	0.211	6.73	3.134
7/25/2021 3:12 AM	0.259	6.462	3.041
7/25/2021 3:18 AM	0.236	6.326	3.044
7/25/2021 3:24 AM	0.177	6.245	3.378
7/25/2021 3:30 AM	0.119	6.177	3.788

## Opacity Data Summary Report

**Company:** New York City D.E.P.  
North River Wastewater Resource Recovery Facility  
New York, NY 10031



**Data Group:** Valid Data  
**Report Name:** 3rd Quarter 2021

**Start of Report:** 7/1/2021 0:00  
**End of Report:** 9/30/2021 23:54

All Opacity Data

Date & Time	PE 1	PE 2	PE 4
	%	%	%
7/25/2021 3:36 AM	0.103	6.174	3.76
7/25/2021 3:42 AM	0.072	6.177	3.779
7/25/2021 3:48 AM	8.93	6.179	3.852
7/25/2021 3:54 AM	14.013	6.152	3.757
7/25/2021 4:00 AM	5.274	6.088	3.616
7/25/2021 4:06 AM	3.475	6.053	3.683
7/25/2021 4:12 AM	2.458	6.036	3.57
7/25/2021 4:18 AM	2.125	6.011	3.455
7/25/2021 4:24 AM	1.349	5.939	3.486
7/25/2021 4:30 AM	0.674	5.845	3.35
7/25/2021 4:36 AM	0.695	5.781	3.047
7/25/2021 4:42 AM	0.658	5.725	2.948
7/25/2021 4:48 AM	0.594	5.65	2.852
7/25/2021 4:54 AM	0.274	5.564	2.482
7/25/2021 5:00 AM	-0.198	5.444	2.395
7/25/2021 5:06 AM	-0.216	5.338	2.498
7/25/2021 5:12 AM	-0.165	5.17	2.518
7/25/2021 5:18 AM	-0.138	5.058	2.579
7/25/2021 5:24 AM	-0.125	4.977	2.625
7/25/2021 5:30 AM	-0.11	4.93	2.548
7/25/2021 5:36 AM	-0.067	4.908	1.69
7/25/2021 5:42 AM	-0.043	4.917	1.077
7/25/2021 5:48 AM	-0.037	4.954	1.101
7/25/2021 5:54 AM	-0.014	4.968	1.105
7/25/2021 6:00 AM	0.034	4.955	1.093
7/25/2021 6:06 AM	0.064	4.91	1.107
7/25/2021 6:12 AM	0.043	4.833	1.122
7/25/2021 6:18 AM	0.684	4.741	2.264
7/25/2021 6:24 AM	1.404	4.667	2.511
7/25/2021 6:30 AM	1.359	4.605	4.209
7/25/2021 6:36 AM	1.309	4.528	5.762
7/25/2021 6:42 AM	0.783	4.453	3.952
7/25/2021 6:48 AM	0.069	4.393	3.153
7/25/2021 6:54 AM	-0.063	4.346	4.207
7/25/2021 7:00 AM	-0.069	4.313	4.617
7/25/2021 7:06 AM	-0.072	4.303	4.463
7/25/2021 7:12 AM	-0.086	4.301	4.507
7/25/2021 7:18 AM	-0.104	4.282	4.587
7/25/2021 7:24 AM	-0.108	4.274	4.701
7/25/2021 7:30 AM	-0.098	4.268	4.76
7/25/2021 7:36 AM	-0.06	4.254	4.519
7/25/2021 7:42 AM	-0.066	4.276	4.281
7/25/2021 7:48 AM	-0.108	4.295	3.948
7/25/2021 7:54 AM	-0.103	4.293	3.709
7/25/2021 8:00 AM	-0.068	4.303	3.186
7/25/2021 8:06 AM	-0.045	4.297	2.641
7/25/2021 8:12 AM	-0.063	4.347	2.237
7/25/2021 8:18 AM	-0.07	4.472	2.224
7/25/2021 8:24 AM	-0.061	4.542	2.346
7/25/2021 8:30 AM	-0.027	4.529	2.388

## Opacity Data Summary Report

**Company:** New York City D.E.P.  
North River Wastewater Resource Recovery Facility  
New York, NY 10031



**Data Group:** Valid Data  
**Report Name:** 3rd Quarter 2021

**Start of Report:** 7/1/2021 0:00  
**End of Report:** 9/30/2021 23:54

All Opacity Data

Date & Time	PE 1	PE 2	PE 4
	%	%	%
7/25/2021 8:36 AM	0.012	4.516	2.439
7/25/2021 8:42 AM	0.011	4.506	2.538
7/25/2021 8:48 AM	0.02	4.529	2.608
7/25/2021 8:54 AM	0.047	4.615	2.645
7/25/2021 9:00 AM	0.041	4.692	2.654
7/25/2021 9:06 AM	0.048	4.715	2.688
7/25/2021 9:12 AM	0.062	4.718	2.712
7/25/2021 9:18 AM	0.061	4.739	2.748
7/25/2021 9:24 AM	0.063	4.783	2.772
7/25/2021 9:30 AM	0.065	4.851	2.768
7/25/2021 9:36 AM	0.077	4.916	2.753
7/25/2021 9:42 AM	0.09	4.975	2.752
7/25/2021 9:48 AM	0.091	5.033	2.753
7/25/2021 9:54 AM	0.077	5.109	2.76
7/25/2021 10:00 AM	0.092	5.207	2.761
7/25/2021 10:06 AM	0.111	5.27	2.729
7/25/2021 10:12 AM	0.1	5.329	2.732
7/25/2021 10:18 AM	0.091	5.364	2.756
7/25/2021 10:24 AM	0.096	5.372	2.761
7/25/2021 10:30 AM	0.101	5.368	2.75
7/25/2021 10:36 AM	0.101	5.35	2.75
7/25/2021 10:42 AM	0.117	5.339	2.742
7/25/2021 10:48 AM	0.123	5.277	2.74
7/25/2021 10:54 AM	0.15	5.21	2.772
7/25/2021 11:00 AM	0.176	5.202	2.79
7/25/2021 11:06 AM	0.18	5.23	2.757
7/25/2021 11:12 AM	0.178	5.286	2.744
7/25/2021 11:18 AM	0.178	5.351	2.738
7/25/2021 11:24 AM	0.149	5.414	2.855
7/25/2021 11:30 AM	0.139	5.496	3.131
7/25/2021 11:36 AM	0.141	5.511	3.143
7/25/2021 11:42 AM	0.151	5.459	3.061
7/25/2021 11:48 AM	0.153	5.432	3.086
7/25/2021 11:54 AM	0.146	5.433	3.067
7/25/2021 12:00 PM	0.181	5.376	3.03
7/25/2021 12:06 PM	0.264	5.132	2.976
7/25/2021 12:12 PM	0.252	5.101	2.948
7/25/2021 12:18 PM	0.736	5.06	2.881
7/25/2021 12:24 PM	2.966	4.976	2.816
7/25/2021 12:30 PM	1.495	5.002	2.841
7/25/2021 12:36 PM	1.13	5.089	2.839
7/25/2021 12:42 PM	0.996	5.14	2.877
7/25/2021 12:48 PM	0.766	5.207	2.899
7/25/2021 12:54 PM	0.528	5.245	2.923
7/25/2021 1:00 PM	0.393	5.235	2.918
7/25/2021 1:06 PM	0.324	5.192	2.9
7/25/2021 1:12 PM	0.258	4.951	2.699
7/25/2021 1:18 PM	0.224	4.552	2.415
7/25/2021 1:24 PM	0.218	4.26	2.381
7/25/2021 1:30 PM	0.202	4.111	2.47



## Opacity Data Summary Report

**Company:** New York City D.E.P.  
North River Wastewater Resource Recovery Facility  
New York, NY 10031



**Data Group:** Valid Data  
**Report Name:** 3rd Quarter 2021

**Start of Report:** 7/1/2021 0:00  
**End of Report:** 9/30/2021 23:54

All Opacity Data

Date & Time	PE 1	PE 2	PE 4
	%	%	%
7/25/2021 1:36 PM	0.2	4.064	2.527
7/25/2021 1:42 PM	0.205	4.083	2.554
7/25/2021 1:48 PM	0.214	4.115	2.583
7/25/2021 1:54 PM	0.207	4.153	2.589
7/25/2021 2:00 PM	0.204	4.232	2.581
7/25/2021 2:06 PM	0.194	4.191	2.619
7/25/2021 2:12 PM	0.166	4.051	2.624
7/25/2021 2:18 PM	0.179	3.996	2.621
7/25/2021 2:24 PM	0.202	3.989	2.649
7/25/2021 2:30 PM	0.232	3.99	2.627
7/25/2021 2:36 PM	0.265	4.046	2.626
7/25/2021 2:42 PM	0.286	4.081	2.625
7/25/2021 2:48 PM	0.294	4.124	2.658
7/25/2021 2:54 PM	0.293	4.17	2.671
7/25/2021 3:00 PM	0.293	4.173	2.651
7/25/2021 3:06 PM	0.291	4.184	2.652
7/25/2021 3:12 PM	0.269	4.183	2.614
7/25/2021 3:18 PM	0.261	4.139	2.632
7/25/2021 3:24 PM	0.274	4.054	2.642
7/25/2021 3:30 PM	0.283	3.9	2.618
7/25/2021 3:36 PM	0.294	3.775	2.631
7/25/2021 3:42 PM	0.308	3.667	2.641
7/25/2021 3:48 PM	0.307	3.57	2.663
7/25/2021 3:54 PM	0.314	3.459	2.686
7/25/2021 4:00 PM	0.323	3.311	2.678
7/25/2021 4:06 PM	0.333	3.234	2.692
7/25/2021 4:12 PM	0.328	3.216	2.727
7/25/2021 4:18 PM	0.322	3.13	2.716
7/25/2021 4:24 PM	0.324	3.067	2.721
7/25/2021 4:30 PM	0.328	3.076	2.724
7/25/2021 4:36 PM	0.347	3.238	2.695
7/25/2021 4:42 PM	0.359	3.319	2.729
7/25/2021 4:48 PM	0.341	3.169	2.756
7/25/2021 4:54 PM	0.332	3.046	2.73
7/25/2021 5:00 PM	0.331	3.029	2.734
7/25/2021 5:06 PM	0.326	3.033	2.732
7/25/2021 5:12 PM	0.313	3.025	2.73
7/25/2021 5:18 PM	0.306	3.051	2.711
7/25/2021 5:24 PM	0.306	3.048	2.684
7/25/2021 5:30 PM	0.304	3.013	2.649
7/25/2021 5:36 PM	0.297	3.039	2.628
7/25/2021 5:42 PM	0.315	3.128	2.656
7/25/2021 5:48 PM	0.332	3.207	2.7
7/25/2021 5:54 PM	0.348	3.275	2.669
7/25/2021 6:00 PM	0.363	3.363	2.616
7/25/2021 6:06 PM	0.378	3.547	2.615
7/25/2021 6:12 PM	0.399	3.865	2.633
7/25/2021 6:18 PM	0.433	4.162	2.675
7/25/2021 6:24 PM	0.447	4.382	2.66
7/25/2021 6:30 PM	0.464	4.581	2.67

## Opacity Data Summary Report

**Company:** New York City D.E.P.  
North River Wastewater Resource Recovery Facility  
New York, NY 10031



**Data Group:** Valid Data  
**Report Name:** 3rd Quarter 2021

**Start of Report:** 7/1/2021 0:00  
**End of Report:** 9/30/2021 23:54

All Opacity Data

Date & Time	PE 1	PE 2	PE 4
	%	%	%
7/25/2021 6:36 PM	0.482	4.787	2.707
7/25/2021 6:42 PM	0.488	4.951	2.75
7/25/2021 6:48 PM	0.495	5.032	2.786
7/25/2021 6:54 PM	0.49	5.086	2.821
7/25/2021 7:00 PM	0.496	5.119	2.846
7/25/2021 7:06 PM	0.511	5.122	2.816
7/25/2021 7:12 PM	0.511	5.089	2.79
7/25/2021 7:18 PM	0.502	5.025	2.831
7/25/2021 7:24 PM	0.493	4.941	2.83
7/25/2021 7:30 PM	0.5	4.895	2.814
7/25/2021 7:36 PM	0.515	4.851	2.855
7/25/2021 7:42 PM	0.514	4.824	2.797
7/25/2021 7:48 PM	0.5	4.807	2.718
7/25/2021 7:54 PM	0.506	4.777	2.723
7/25/2021 8:00 PM	0.506	4.772	2.786
7/25/2021 8:06 PM	0.507	4.775	2.778
7/25/2021 8:12 PM	0.504	4.751	2.698
7/25/2021 8:18 PM	0.5	4.736	2.699
7/25/2021 8:24 PM	0.491	4.729	2.706
7/25/2021 8:30 PM	0.488	4.709	2.717
7/25/2021 8:36 PM	0.495	4.683	2.657
7/25/2021 8:42 PM	0.501	4.669	2.621
7/25/2021 8:48 PM	0.498	4.662	2.639
7/25/2021 8:54 PM	0.489	4.655	2.664
7/25/2021 9:00 PM	0.486	4.633	2.668
7/25/2021 9:06 PM	0.49	4.625	2.692
7/25/2021 9:12 PM	0.498	4.625	2.722
7/25/2021 9:18 PM	0.493	4.62	2.697
7/25/2021 9:24 PM	0.498	4.608	2.698
7/25/2021 9:30 PM	0.507	4.593	2.721
7/25/2021 9:36 PM	0.499	4.593	2.711
7/25/2021 9:42 PM	0.49	4.6	2.702
7/25/2021 9:48 PM	0.481	4.609	2.672
7/25/2021 9:54 PM	0.483	4.602	2.693
7/25/2021 10:00 PM	0.491	4.595	2.685
7/25/2021 10:06 PM	0.483	4.598	2.679
7/25/2021 10:12 PM	0.477	4.604	2.727
7/25/2021 10:18 PM	0.473	4.633	2.758
7/25/2021 10:24 PM	0.468	4.675	2.723
7/25/2021 10:30 PM	0.468	4.697	2.718
7/25/2021 10:36 PM	0.469	4.706	2.751
7/25/2021 10:42 PM	0.473	4.711	2.771
7/25/2021 10:48 PM	0.436	4.716	2.772
7/25/2021 10:54 PM	0.381	4.625	2.775
7/25/2021 11:00 PM	0.358	4.543	2.786
7/25/2021 11:06 PM	0.34	4.523	2.821
7/25/2021 11:12 PM	0.325	4.483	2.847
7/25/2021 11:18 PM	0.307	4.446	2.798
7/25/2021 11:24 PM	0.31	4.395	2.765
7/25/2021 11:30 PM	0.316	4.345	2.768

## Opacity Data Summary Report

**Company:** New York City D.E.P.  
North River Wastewater Resource Recovery Facility  
New York, NY 10031



**Data Group:** Valid Data  
**Report Name:** 3rd Quarter 2021

**Start of Report:** 7/1/2021 0:00  
**End of Report:** 9/30/2021 23:54

All Opacity Data

Date & Time	PE 1	PE 2	PE 4
	%	%	%
7/25/2021 11:36 PM	0.316	4.317	2.759
7/25/2021 11:42 PM	0.318	4.298	2.778
7/25/2021 11:48 PM	0.311	4.3	2.768
7/25/2021 11:54 PM	0.305	4.3	2.771
7/26/2021 12:00 AM	0.301	4.307	2.828
7/26/2021 12:06 AM	0.304	4.308	2.766
7/26/2021 12:12 AM	0.301	4.292	2.761
7/26/2021 12:18 AM	0.301	4.306	2.745
7/26/2021 12:24 AM	0.303	4.334	2.733
7/26/2021 12:30 AM	0.569	4.669	2.931
7/26/2021 12:36 AM	0.817	5.504	3.245
7/26/2021 12:42 AM	0.817	6.33	3.22
7/26/2021 12:48 AM	1.02	7.069	3.183
7/26/2021 12:54 AM	1.295	7.419	3.602
7/26/2021 1:00 AM	1.635	7.441	4.806
7/26/2021 1:06 AM	1.847	7.337	4.836
7/26/2021 1:12 AM	1.966	7.289	3.999
7/26/2021 1:18 AM	1.989	7.243	3.796
7/26/2021 1:24 AM	1.909	7.278	3.698
7/26/2021 1:30 AM	1.829	7.452	3.621
7/26/2021 1:36 AM	1.756	7.675	3.679
7/26/2021 1:42 AM	1.678	7.881	3.742
7/26/2021 1:48 AM	1.59	8.083	3.715
7/26/2021 1:54 AM	1.471	8.277	3.674
7/26/2021 2:00 AM	1.348	8.447	3.678
7/26/2021 2:06 AM	1.229	8.542	3.665
7/26/2021 2:12 AM	1.124	8.58	3.629
7/26/2021 2:18 AM	1.046	8.592	3.683
7/26/2021 2:24 AM	0.989	8.58	3.766
7/26/2021 2:30 AM	0.932	8.541	3.828
7/26/2021 2:36 AM	0.876	8.457	3.781
7/26/2021 2:42 AM	0.83	8.334	3.761
7/26/2021 2:48 AM	0.799	8.227	3.809
7/26/2021 2:54 AM	0.754	7.99	3.787
7/26/2021 3:00 AM	0.724	7.767	3.747
7/26/2021 3:06 AM	0.702	7.544	3.752
7/26/2021 3:12 AM	0.682	7.3	3.592
7/26/2021 3:18 AM	0.658	7.043	3.537
7/26/2021 3:24 AM	0.636	6.813	3.612
7/26/2021 3:30 AM	0.619	6.617	3.638
7/26/2021 3:36 AM	0.6	6.415	3.489
7/26/2021 3:42 AM	0.591	6.24	3.388
7/26/2021 3:48 AM	0.582	6.074	3.429
7/26/2021 3:54 AM	0.565	5.885	3.443
7/26/2021 4:00 AM	0.547	5.694	3.483
7/26/2021 4:06 AM	0.533	5.516	3.5
7/26/2021 4:12 AM	0.52	5.357	3.454
7/26/2021 4:18 AM	0.512	5.226	3.446
7/26/2021 4:24 AM	0.506	5.14	3.472
7/26/2021 4:30 AM	0.5	5.087	3.439

## Opacity Data Summary Report

**Company:** New York City D.E.P.  
North River Wastewater Resource Recovery Facility  
New York, NY 10031



**Data Group:** Valid Data  
**Report Name:** 3rd Quarter 2021

**Start of Report:** 7/1/2021 0:00  
**End of Report:** 9/30/2021 23:54

All Opacity Data

Date & Time	PE 1	PE 2	PE 4
	%	%	%
7/26/2021 4:36 AM	0.486	5.041	3.446
7/26/2021 4:42 AM	0.477	5.012	3.482
7/26/2021 4:48 AM	0.483	4.992	3.461
7/26/2021 4:54 AM	0.491	4.983	3.414
7/26/2021 5:00 AM	0.488	4.976	3.435
7/26/2021 5:06 AM	0.471	5	3.462
7/26/2021 5:12 AM	0.465	5.092	3.44
7/26/2021 5:18 AM	0.461	5.171	3.471
7/26/2021 5:24 AM	0.464	5.185	3.499
7/26/2021 5:30 AM	0.466	5.191	3.543
7/26/2021 5:36 AM	0.447	5.209	3.335
7/26/2021 5:42 AM	0.427	5.218	3.146
7/26/2021 5:48 AM	0.41	5.256	3.114
7/26/2021 5:54 AM	0.399	5.333	3.076
7/26/2021 6:00 AM	0.395	5.4	3.077
7/26/2021 6:06 AM	0.384	5.464	3.075
7/26/2021 6:12 AM	0.378	5.513	3.061
7/26/2021 6:18 AM	0.388	5.647	3.021
7/26/2021 6:24 AM	0.394	5.802	2.994
7/26/2021 6:30 AM	0.387	5.938	3.051
7/26/2021 6:36 AM	0.378	6.002	3.091
7/26/2021 6:42 AM	0.372	6.12	3.056
7/26/2021 6:48 AM	0.372	6.365	3.034
7/26/2021 6:54 AM	0.376	6.641	3.076
7/26/2021 7:00 AM	0.382	6.812	3.086
7/26/2021 7:06 AM	0.388	6.844	3.068
7/26/2021 7:12 AM	0.398	6.816	3.056
7/26/2021 7:18 AM	0.398	6.767	3.07
7/26/2021 7:24 AM	0.39	6.752	3.114
7/26/2021 7:30 AM	0.395	6.733	3.064
7/26/2021 7:36 AM	0.409	6.701	3.058
7/26/2021 7:42 AM	0.415	6.688	3.059
7/26/2021 7:48 AM	0.418	6.67	3.018
7/26/2021 7:54 AM	0.42	6.635	3.027
7/26/2021 8:00 AM	0.421	6.606	3.063
7/26/2021 8:06 AM	0.422	6.573	3.051
7/26/2021 8:12 AM	0.43	6.55	3.068
7/26/2021 8:18 AM	0.434	6.513	3.08
7/26/2021 8:24 AM	0.435	6.472	3.065
7/26/2021 8:30 AM	0.429	6.468	3.035
7/26/2021 8:36 AM	4.149	6.492	3.052
7/26/2021 8:42 AM	6.886	6.496	3.095
7/26/2021 8:48 AM	2.61	6.532	3.1
7/26/2021 8:54 AM	1.693	6.641	3.094
7/26/2021 9:00 AM	1.837	6.744	3.098
7/26/2021 9:06 AM	1.683	6.72	3.079
7/26/2021 9:12 AM	1.487	6.624	3.064
7/26/2021 9:18 AM	1.265	6.45	3.051
7/26/2021 9:24 AM	1.033	6.171	3.021
7/26/2021 9:30 AM	0.832	5.912	2.999

## Opacity Data Summary Report

**Company:** New York City D.E.P.  
North River Wastewater Resource Recovery Facility  
New York, NY 10031



**Data Group:** Valid Data  
**Report Name:** 3rd Quarter 2021

**Start of Report:** 7/1/2021 0:00  
**End of Report:** 9/30/2021 23:54

All Opacity Data

Date & Time	PE 1	PE 2	PE 4
	%	%	%
7/26/2021 9:36 AM	0.639	5.649	2.993
7/26/2021 9:42 AM	0.483	5.4	2.956
7/26/2021 9:48 AM	0.387	5.14	2.933
7/26/2021 9:54 AM	0.316	4.865	2.96
7/26/2021 10:00 AM	0.26	4.609	2.971
7/26/2021 10:06 AM	0.222	4.377	2.952
7/26/2021 10:12 AM	0.199	4.139	2.924
7/26/2021 10:18 AM	0.193	3.859	2.91
7/26/2021 10:24 AM	0.198	3.573	2.937
7/26/2021 10:30 AM	0.202	3.337	2.931
7/26/2021 10:36 AM	0.213	3.202	2.913
7/26/2021 10:42 AM	0.227	3.125	2.939
7/26/2021 10:48 AM	0.24	3.072	2.962
7/26/2021 10:54 AM	0.243	2.989	2.975
7/26/2021 11:00 AM	0.246	2.882	2.967
7/26/2021 11:06 AM	0.255	2.819	2.976
7/26/2021 11:12 AM	0.261	2.79	2.985
7/26/2021 11:18 AM	0.265	2.773	3.002
7/26/2021 11:24 AM	0.269	2.768	2.992
7/26/2021 11:30 AM	0.275	2.769	2.993
7/26/2021 11:36 AM	0.269	2.745	2.982
7/26/2021 11:42 AM	0.248	2.712	2.979
7/26/2021 11:48 AM	0.216	2.698	3.001
7/26/2021 11:54 AM	0.199	2.697	2.992
7/26/2021 12:00 PM	0.267	2.713	2.978
7/26/2021 12:06 PM	0.511	2.817	3.098
7/26/2021 12:12 PM	0.52	2.86	3.094
7/26/2021 12:18 PM	0.542	2.888	3.099
7/26/2021 12:24 PM	0.558	2.887	3.103
7/26/2021 12:30 PM	0.565	2.906	3.089
7/26/2021 12:36 PM	0.577	2.93	3.09
7/26/2021 12:42 PM	0.596	2.973	3.078
7/26/2021 12:48 PM	0.609	3.068	3.074
7/26/2021 12:54 PM	0.619	3.17	3.082
7/26/2021 1:00 PM	0.631	3.228	3.041
7/26/2021 1:06 PM	0.639	3.233	3.026
7/26/2021 1:12 PM	0.646	3.186	3.032
7/26/2021 1:18 PM	0.659	3.121	3.029
7/26/2021 1:24 PM	0.672	3.087	3.024
7/26/2021 1:30 PM	0.674	3.058	3.031
7/26/2021 1:36 PM	0.681	3.031	3.018
7/26/2021 1:42 PM	0.692	3.025	3.033
7/26/2021 1:48 PM	0.687	3.048	3.053
7/26/2021 1:54 PM	0.649	3.034	3.07
7/26/2021 2:00 PM	0.615	3.005	3.085
7/26/2021 2:06 PM	0.581	2.977	3.102
7/26/2021 2:12 PM	0.549	2.911	3.103
7/26/2021 2:18 PM	0.532	2.85	3.074
7/26/2021 2:24 PM	0.523	2.794	3.048
7/26/2021 2:30 PM	0.519	2.783	3.053

## Opacity Data Summary Report

**Company:** New York City D.E.P.  
North River Wastewater Resource Recovery Facility  
New York, NY 10031



**Data Group:** Valid Data  
**Report Name:** 3rd Quarter 2021

**Start of Report:** 7/1/2021 0:00  
**End of Report:** 9/30/2021 23:54

All Opacity Data

Date & Time	PE 1	PE 2	PE 4
	%	%	%
7/26/2021 2:36 PM	0.522	2.767	3.083
7/26/2021 2:42 PM	0.533	2.777	3.091
7/26/2021 2:48 PM	0.55	2.856	3.037
7/26/2021 2:54 PM	0.556	2.98	3.024
7/26/2021 3:00 PM	0.554	3.123	3.057
7/26/2021 3:06 PM	0.556	3.263	3.061
7/26/2021 3:12 PM	0.572	3.345	3.054
7/26/2021 3:18 PM	0.594	3.412	3.046
7/26/2021 3:24 PM	0.607	3.456	3.04
7/26/2021 3:30 PM	0.617	3.488	3.045
7/26/2021 3:36 PM	0.62	3.413	3.01
7/26/2021 3:42 PM	0.604	3.345	3.03
7/26/2021 3:48 PM	0.59	3.322	3.038
7/26/2021 3:54 PM	0.582	3.269	2.978
7/26/2021 4:00 PM	0.58	3.235	2.967
7/26/2021 4:06 PM	0.566	3.163	2.991
7/26/2021 4:12 PM	0.564	3.044	3.002
7/26/2021 4:18 PM	0.57	2.947	2.995
7/26/2021 4:24 PM	0.557	2.917	2.992
7/26/2021 4:30 PM	0.555	2.947	2.994
7/26/2021 4:36 PM	0.553	3.034	3
7/26/2021 4:42 PM	0.552	3.056	3.04
7/26/2021 4:48 PM	0.555	3.087	3.042
7/26/2021 4:54 PM	0.551	3.174	3.007
7/26/2021 5:00 PM	0.556	3.284	3.026
7/26/2021 5:06 PM	0.574	3.346	3.043
7/26/2021 5:12 PM	0.587	3.39	3.04
7/26/2021 5:18 PM	0.593	3.46	2.987
7/26/2021 5:24 PM	0.592	3.535	2.961
7/26/2021 5:30 PM	0.597	3.621	2.987
7/26/2021 5:36 PM	0.617	3.699	3.008
7/26/2021 5:42 PM	0.632	3.756	3
7/26/2021 5:48 PM	0.635	3.855	3.006
7/26/2021 5:54 PM	0.637	3.977	3.001
7/26/2021 6:00 PM	0.653	4.093	2.98
7/26/2021 6:06 PM	0.663	4.239	3.005
7/26/2021 6:12 PM	0.671	4.371	2.984
7/26/2021 6:18 PM	0.685	4.499	2.951
7/26/2021 6:24 PM	0.706	4.677	2.986
7/26/2021 6:30 PM	0.719	4.801	3.003
7/26/2021 6:36 PM	0.73	4.921	3.005
7/26/2021 6:42 PM	0.741	4.972	3.014
7/26/2021 6:48 PM	0.744	4.955	3.006
7/26/2021 6:54 PM	0.739	4.908	3.008
7/26/2021 7:00 PM	0.749	4.868	3.03
7/26/2021 7:06 PM	0.763	4.815	3.033
7/26/2021 7:12 PM	0.763	4.777	3.02
7/26/2021 7:18 PM	0.765	4.696	3.05
7/26/2021 7:24 PM	0.776	4.626	3.041
7/26/2021 7:30 PM	0.781	4.597	3.03

## Opacity Data Summary Report

**Company:** New York City D.E.P.  
North River Wastewater Resource Recovery Facility  
New York, NY 10031



**Data Group:** Valid Data  
**Report Name:** 3rd Quarter 2021

**Start of Report:** 7/1/2021 0:00  
**End of Report:** 9/30/2021 23:54

All Opacity Data

Date & Time	PE 1	PE 2	PE 4
	%	%	%
7/26/2021 7:36 PM	0.785	4.579	3.036
7/26/2021 7:42 PM	0.797	4.553	3.034
7/26/2021 7:48 PM	0.806	4.528	3.05
7/26/2021 7:54 PM	0.809	4.505	3.086
7/26/2021 8:00 PM	0.811	4.485	3.107
7/26/2021 8:06 PM	0.814	4.46	3.098
7/26/2021 8:12 PM	0.823	4.445	3.1
7/26/2021 8:18 PM	0.831	4.439	3.107
7/26/2021 8:24 PM	0.83	4.44	3.145
7/26/2021 8:30 PM	0.837	4.448	3.126
7/26/2021 8:36 PM	0.837	4.452	3.153
7/26/2021 8:42 PM	0.827	4.453	3.131
7/26/2021 8:48 PM	0.819	4.448	3.106
7/26/2021 8:54 PM	0.82	4.443	3.115
7/26/2021 9:00 PM	0.816	4.435	3.104
7/26/2021 9:06 PM	0.807	4.427	3.072
7/26/2021 9:12 PM	0.809	4.424	3.059
7/26/2021 9:18 PM	0.807	4.425	3.12
7/26/2021 9:24 PM	0.803	4.421	3.151
7/26/2021 9:30 PM	0.8	4.419	3.159
7/26/2021 9:36 PM	0.798	4.41	3.152
7/26/2021 9:42 PM	0.798	4.392	3.151
7/26/2021 9:48 PM	0.793	4.375	3.152
7/26/2021 9:54 PM	0.786	4.359	3.172
7/26/2021 10:00 PM	0.785	4.34	3.168
7/26/2021 10:06 PM	0.782	4.322	3.145
7/26/2021 10:12 PM	0.779	4.304	3.148
7/26/2021 10:18 PM	0.778	4.286	3.148
7/26/2021 10:24 PM	0.77	4.272	3.16
7/26/2021 10:30 PM	0.769	4.253	3.159
7/26/2021 10:36 PM	0.767	4.236	3.151
7/26/2021 10:42 PM	0.762	4.222	3.177
7/26/2021 10:48 PM	0.766	4.214	3.188
7/26/2021 10:54 PM	0.755	4.208	3.148
7/26/2021 11:00 PM	0.744	4.207	3.151
7/26/2021 11:06 PM	0.743	4.213	3.14
7/26/2021 11:12 PM	0.733	4.221	3.134
7/26/2021 11:18 PM	0.722	4.219	3.148
7/26/2021 11:24 PM	0.725	4.209	3.166
7/26/2021 11:30 PM	0.721	4.204	3.173
7/26/2021 11:36 PM	0.711	4.195	3.17
7/26/2021 11:42 PM	0.708	4.176	3.151
7/26/2021 11:48 PM	0.7	4.155	3.141
7/26/2021 11:54 PM	0.697	4.124	3.188
7/27/2021 12:00 AM	0.698		3.346
7/27/2021 12:06 AM	0.695		3.38
7/27/2021 12:12 AM	0.692		3.234
7/27/2021 12:18 AM	0.69		3.202
7/27/2021 12:24 AM	0.695		3.16
7/27/2021 12:30 AM	0.696		3.154

## Opacity Data Summary Report

**Company:** New York City D.E.P.  
North River Wastewater Resource Recovery Facility  
New York, NY 10031



**Data Group:** Valid Data  
**Report Name:** 3rd Quarter 2021

**Start of Report:** 7/1/2021 0:00  
**End of Report:** 9/30/2021 23:54

All Opacity Data

Date & Time	PE 1	PE 2	PE 4
	%	%	%
7/27/2021 12:36 AM	0.678		3.192
7/27/2021 12:42 AM	0.668		3.233
7/27/2021 12:48 AM	0.663		3.256
7/27/2021 12:54 AM	0.664		3.244
7/27/2021 1:00 AM	0.66		3.256
7/27/2021 1:06 AM	0.652		3.261
7/27/2021 1:12 AM	0.653		3.247
7/27/2021 1:18 AM	0.648		3.261
7/27/2021 1:24 AM	0.638		3.254
7/27/2021 1:30 AM	0.637		3.251
7/27/2021 1:36 AM	0.639		3.26
7/27/2021 1:42 AM	0.638		3.291
7/27/2021 1:48 AM	0.629		3.325
7/27/2021 1:54 AM	0.63		3.296
7/27/2021 2:00 AM	0.636		3.267
7/27/2021 2:06 AM	0.637		3.242
7/27/2021 2:12 AM	0.642		3.395
7/27/2021 2:18 AM	0.643		3.504
7/27/2021 2:24 AM	0.644		3.373
7/27/2021 2:30 AM	0.644		3.317
7/27/2021 2:36 AM	0.637		3.363
7/27/2021 2:42 AM	0.633		3.366
7/27/2021 2:48 AM	0.626		3.331
7/27/2021 2:54 AM	0.62		3.29
7/27/2021 3:00 AM	0.611		3.275
7/27/2021 3:06 AM	0.605		3.267
7/27/2021 3:12 AM	0.603		3.227
7/27/2021 3:18 AM	0.598		3.224
7/27/2021 3:24 AM	0.598		3.224
7/27/2021 3:30 AM	0.599		3.207
7/27/2021 3:36 AM	0.596		3.208
7/27/2021 3:42 AM	0.598		3.216
7/27/2021 3:48 AM	0.606		3.261
7/27/2021 3:54 AM	0.607		3.224
7/27/2021 4:00 AM	0.599		3.182
7/27/2021 4:06 AM	0.604		3.192
7/27/2021 4:12 AM	0.599		3.201
7/27/2021 4:18 AM	0.587		3.197
7/27/2021 4:24 AM	0.585		3.15
7/27/2021 4:30 AM	0.594		3.201
7/27/2021 4:36 AM	0.593		3.213
7/27/2021 4:42 AM	0.584		3.171
7/27/2021 4:48 AM	0.584		3.179
7/27/2021 4:54 AM	0.581		3.18
7/27/2021 5:00 AM	0.573		3.194
7/27/2021 5:06 AM	0.568		3.217
7/27/2021 5:12 AM	0.573		3.191
7/27/2021 5:18 AM	0.568		3.205
7/27/2021 5:24 AM	0.562		3.209
7/27/2021 5:30 AM	0.558		3.181



## Opacity Data Summary Report

**Company:** New York City D.E.P.  
North River Wastewater Resource Recovery Facility  
New York, NY 10031



**Data Group:** Valid Data  
**Report Name:** 3rd Quarter 2021

**Start of Report:** 7/1/2021 0:00  
**End of Report:** 9/30/2021 23:54

All Opacity Data

Date & Time	PE 1	PE 2	PE 4
	%	%	%
7/27/2021 5:36 AM	0.552		3.199
7/27/2021 5:42 AM	0.549		3.213
7/27/2021 5:48 AM	0.546		3.225
7/27/2021 5:54 AM	0.553		3.237
7/27/2021 6:00 AM	0.562		3.234
7/27/2021 6:06 AM	0.567		3.213
7/27/2021 6:12 AM	0.574		3.177
7/27/2021 6:18 AM	0.575		3.227
7/27/2021 6:24 AM	0.583		3.255
7/27/2021 6:30 AM	0.589		3.249
7/27/2021 6:36 AM	0.588		3.217
7/27/2021 6:42 AM	0.587		3.243
7/27/2021 6:48 AM	0.589		3.311
7/27/2021 6:54 AM	0.586		3.304
7/27/2021 7:00 AM	0.589		3.238
7/27/2021 7:06 AM	0.594		3.221
7/27/2021 7:12 AM	0.6		3.264
7/27/2021 7:18 AM	0.607		3.073
7/27/2021 7:24 AM	0.624		2.762
7/27/2021 7:30 AM	0.645		2.684
7/27/2021 7:36 AM	0.664		2.72
7/27/2021 7:42 AM	0.687		2.739
7/27/2021 7:48 AM	0.709		2.774
7/27/2021 7:54 AM	0.725		2.81
7/27/2021 8:00 AM	0.744		2.821
7/27/2021 8:06 AM	0.76		2.829
7/27/2021 8:12 AM	0.766		2.843
7/27/2021 8:18 AM	0.784		2.874
7/27/2021 8:24 AM	0.809		2.894
7/27/2021 8:30 AM	0.824		2.921
7/27/2021 8:36 AM	0.83		2.944
7/27/2021 8:42 AM	0.826		2.935
7/27/2021 8:48 AM	0.801		2.947
7/27/2021 8:54 AM	0.762		2.964
7/27/2021 9:00 AM	0.723		2.968
7/27/2021 9:06 AM	0.679		2.967
7/27/2021 9:12 AM	0.613		2.93
7/27/2021 9:18 AM	0.563		2.928
7/27/2021 9:24 AM	0.523		2.93
7/27/2021 9:30 AM	0.487		2.94
7/27/2021 9:36 AM	0.461		2.949
7/27/2021 9:42 AM	0.438		2.971
7/27/2021 9:48 AM	0.428		2.988
7/27/2021 9:54 AM	0.423		2.997
7/27/2021 10:00 AM	0.417		2.982
7/27/2021 10:06 AM	0.422		2.95
7/27/2021 10:12 AM	0.433		2.962
7/27/2021 10:18 AM	0.454		2.978
7/27/2021 10:24 AM	0.475		2.971
7/27/2021 10:30 AM	0.505		2.966

## Opacity Data Summary Report

**Company:** New York City D.E.P.  
North River Wastewater Resource Recovery Facility  
New York, NY 10031



**Data Group:** Valid Data  
**Report Name:** 3rd Quarter 2021

**Start of Report:** 7/1/2021 0:00  
**End of Report:** 9/30/2021 23:54

All Opacity Data

Date & Time	PE 1	PE 2	PE 4
	%	%	%
7/27/2021 10:36 AM	0.541		3
7/27/2021 10:42 AM	0.567		3.033
7/27/2021 10:48 AM	0.581		3.036
7/27/2021 10:54 AM	0.591		3.031
7/27/2021 11:00 AM	0.594		3.052
7/27/2021 11:06 AM	0.601		3.031
7/27/2021 11:12 AM	0.609		3.274
7/27/2021 11:18 AM	0.612		3.421
7/27/2021 11:24 AM	0.615		3.183
7/27/2021 11:30 AM	0.615		3.126
7/27/2021 11:36 AM	0.593		3.117
7/27/2021 11:42 AM	0.553		3.125
7/27/2021 11:48 AM	0.526		3.109
7/27/2021 11:54 AM	0.51		3.079
7/27/2021 12:00 PM	0.478		3.067
7/27/2021 12:06 PM	0.38		3.042
7/27/2021 12:12 PM	0.379		3.059
7/27/2021 12:18 PM	0.381		3.052
7/27/2021 12:24 PM	0.39		3.011
7/27/2021 12:30 PM	0.404		3.022
7/27/2021 12:36 PM	0.43		3.057
7/27/2021 12:42 PM	0.46		3.085
7/27/2021 12:48 PM	0.482		3.057
7/27/2021 12:54 PM	0.498		3
7/27/2021 1:00 PM	0.502		3.006
7/27/2021 1:06 PM	0.515		3.023
7/27/2021 1:12 PM	0.529		3.043
7/27/2021 1:18 PM	0.542		3.115
7/27/2021 1:24 PM	0.557		3.14
7/27/2021 1:30 PM	0.562		3.111
7/27/2021 1:36 PM	0.571		3.128
7/27/2021 1:42 PM	0.579		3.128
7/27/2021 1:48 PM	0.576		3.092
7/27/2021 1:54 PM	0.556		3.08
7/27/2021 2:00 PM	0.522		3.093
7/27/2021 2:06 PM	0.53		3.068
7/27/2021 2:12 PM	0.559		3.084
7/27/2021 2:18 PM	0.563		3.085
7/27/2021 2:24 PM	0.552		3.054
7/27/2021 2:30 PM	0.532		3.046
7/27/2021 2:36 PM	0.528		3.031
7/27/2021 2:42 PM	0.547		3.042
7/27/2021 2:48 PM	0.575		3.061
7/27/2021 2:54 PM	0.584		3.063
7/27/2021 3:00 PM	0.57		3.065
7/27/2021 3:06 PM	0.555		3.075
7/27/2021 3:12 PM	0.555		3.067
7/27/2021 3:18 PM	0.569		3.022
7/27/2021 3:24 PM	0.575		3.043
7/27/2021 3:30 PM	0.58		3.083

## Opacity Data Summary Report

**Company:** New York City D.E.P.  
North River Wastewater Resource Recovery Facility  
New York, NY 10031



**Data Group:** Valid Data  
**Report Name:** 3rd Quarter 2021

**Start of Report:** 7/1/2021 0:00  
**End of Report:** 9/30/2021 23:54

All Opacity Data

Date & Time	PE 1	PE 2	PE 4
	%	%	%
7/27/2021 3:36 PM	0.578		3.036
7/27/2021 3:42 PM	0.566		3.03
7/27/2021 3:48 PM	0.56		3.018
7/27/2021 3:54 PM	0.55		2.985
7/27/2021 4:00 PM	0.536		3.018
7/27/2021 4:06 PM	0.527		3.046
7/27/2021 4:12 PM	0.533		3.046
7/27/2021 4:18 PM	0.551		3.03
7/27/2021 4:24 PM	0.546		3.015
7/27/2021 4:30 PM	0.527		3.02
7/27/2021 4:36 PM	0.521		3.063
7/27/2021 4:42 PM	0.525		3.04
7/27/2021 4:48 PM	0.527		3.021
7/27/2021 4:54 PM	0.532		3.047
7/27/2021 5:00 PM	0.525		3.05
7/27/2021 5:06 PM	0.523		3.067
7/27/2021 5:12 PM	0.537		3.067
7/27/2021 5:18 PM	0.548		3.076
7/27/2021 5:24 PM	0.56		3.18
7/27/2021 5:30 PM	0.564		3.274
7/27/2021 5:36 PM	0.57		3.202
7/27/2021 5:42 PM	0.587		3.185
7/27/2021 5:48 PM	0.592		3.203
7/27/2021 5:54 PM	0.596		3.184
7/27/2021 6:00 PM	0.614		3.175
7/27/2021 6:06 PM	0.624		3.183
7/27/2021 6:12 PM	0.631		3.194
7/27/2021 6:18 PM	0.611		3.192
7/27/2021 6:24 PM	0.549		3.196
7/27/2021 6:30 PM	0.499		3.226
7/27/2021 6:36 PM	0.466		3.263
7/27/2021 6:42 PM	0.451		3.253
7/27/2021 6:48 PM	0.438		3.199
7/27/2021 6:54 PM	0.423		3.173
7/27/2021 7:00 PM	0.4		3.17
7/27/2021 7:06 PM	0.387		3.173
7/27/2021 7:12 PM	0.386		3.179
7/27/2021 7:18 PM	0.385		3.191
7/27/2021 7:24 PM	0.366		3.211
7/27/2021 7:30 PM	0.353		3.224
7/27/2021 7:36 PM	0.364		3.23
7/27/2021 7:42 PM	0.369		3.237
7/27/2021 7:48 PM	0.37		3.22
7/27/2021 7:54 PM	0.374		3.179
7/27/2021 8:00 PM	0.384		3.161
7/27/2021 8:06 PM	0.392		3.172
7/27/2021 8:12 PM	0.401		3.187
7/27/2021 8:18 PM	0.415		3.225
7/27/2021 8:24 PM	0.435		3.29
7/27/2021 8:30 PM	0.453		3.276

## Opacity Data Summary Report

**Company:** New York City D.E.P.  
North River Wastewater Resource Recovery Facility  
New York, NY 10031



**Data Group:** Valid Data  
**Report Name:** 3rd Quarter 2021

**Start of Report:** 7/1/2021 0:00  
**End of Report:** 9/30/2021 23:54

All Opacity Data

Date & Time	PE 1	PE 2	PE 4
	%	%	%
7/27/2021 8:36 PM	0.462		3.228
7/27/2021 8:42 PM	0.441		3.19
7/27/2021 8:48 PM	0.414		3.18
7/27/2021 8:54 PM	0.394		3.226
7/27/2021 9:00 PM	0.389		3.233
7/27/2021 9:06 PM	0.386		3.199
7/27/2021 9:12 PM	0.385		3.22
7/27/2021 9:18 PM	0.393		3.207
7/27/2021 9:24 PM	0.402		3.175
7/27/2021 9:30 PM	0.414		3.158
7/27/2021 9:36 PM	0.43		3.209
7/27/2021 9:42 PM	0.432		3.278
7/27/2021 9:48 PM	0.433		3.235
7/27/2021 9:54 PM	0.442		3.153
7/27/2021 10:00 PM	0.445		3.133
7/27/2021 10:06 PM	0.451		3.127
7/27/2021 10:12 PM	0.464		3.13
7/27/2021 10:18 PM	0.469		3.124
7/27/2021 10:24 PM	0.469		3.182
7/27/2021 10:30 PM	0.474		3.167
7/27/2021 10:36 PM	0.471		3.15
7/27/2021 10:42 PM	0.467		3.155
7/27/2021 10:48 PM	0.461		3.193
7/27/2021 10:54 PM	0.458		3.177
7/27/2021 11:00 PM	0.451		3.128
7/27/2021 11:06 PM	0.438		3.141
7/27/2021 11:12 PM	0.427		3.151
7/27/2021 11:18 PM	0.402		3.112
7/27/2021 11:24 PM	0.376		2.964
7/27/2021 11:30 PM	0.364		2.792
7/27/2021 11:36 PM	0.347		2.778
7/27/2021 11:42 PM	0.319		2.827
7/27/2021 11:48 PM	0.309		2.853
7/27/2021 11:54 PM	0.303		2.9
7/28/2021 12:00 AM	0.287		2.943
7/28/2021 12:06 AM	0.25		2.994
7/28/2021 12:12 AM	0.221		3.033
7/28/2021 12:18 AM	0.222		3.054
7/28/2021 12:24 AM	0.227		3.049
7/28/2021 12:30 AM	0.227		3.03
7/28/2021 12:36 AM	0.226		3.018
7/28/2021 12:42 AM	0.283		3.013
7/28/2021 12:48 AM	0.305		3.032
7/28/2021 12:54 AM	0.282		3.06
7/28/2021 1:00 AM	0.279		3.061
7/28/2021 1:06 AM	0.288		3.049
7/28/2021 1:12 AM	0.273		3.079
7/28/2021 1:18 AM	0.254		3.067
7/28/2021 1:24 AM	0.251		3.042
7/28/2021 1:30 AM	0.287		3.085

## Opacity Data Summary Report

**Company:** New York City D.E.P.  
 North River Wastewater Resource Recovery Facility  
 New York, NY 10031



**Data Group:** Valid Data  
**Report Name:** 3rd Quarter 2021

**Start of Report:** 7/1/2021 0:00  
**End of Report:** 9/30/2021 23:54

All Opacity Data

Date & Time	PE 1	PE 2	PE 4
	%	%	%
7/28/2021 1:36 AM	0.341		3.14
7/28/2021 1:42 AM	0.384		3.181
7/28/2021 1:48 AM	0.413		3.371
7/28/2021 1:54 AM	0.413		3.445
7/28/2021 2:00 AM	0.403		3.349
7/28/2021 2:06 AM	0.384		3.34
7/28/2021 2:12 AM	0.366		3.221
7/28/2021 2:18 AM	0.373		3.174
7/28/2021 2:24 AM	0.387		3.137
7/28/2021 2:30 AM	0.367		3.395
7/28/2021 2:36 AM	0.353		3.713
7/28/2021 2:42 AM	0.356		3.609
7/28/2021 2:48 AM	0.334		3.501
7/28/2021 2:54 AM	0.314		3.526
7/28/2021 3:00 AM	0.315		3.513
7/28/2021 3:06 AM	0.323		3.513
7/28/2021 3:12 AM	0.324		3.607
7/28/2021 3:18 AM	0.317		3.569
7/28/2021 3:24 AM	0.322		3.511
7/28/2021 3:30 AM	0.325		3.603
7/28/2021 3:36 AM	0.328		3.615
7/28/2021 3:42 AM	0.329		3.58
7/28/2021 3:48 AM	0.328		3.607
7/28/2021 3:54 AM	0.328		3.634
7/28/2021 4:00 AM	0.332		3.676
7/28/2021 4:06 AM	0.339		3.716
7/28/2021 4:12 AM	0.338		3.677
7/28/2021 4:18 AM	0.329		3.546
7/28/2021 4:24 AM	0.328		3.5
7/28/2021 4:30 AM	0.321		3.542
7/28/2021 4:36 AM	0.317		3.412
7/28/2021 4:42 AM	0.316		2.672
7/28/2021 4:48 AM	0.319		2.223
7/28/2021 4:54 AM	0.321		2.309
7/28/2021 5:00 AM	0.31		2.419
7/28/2021 5:06 AM	0.308		2.548
7/28/2021 5:12 AM	0.313		2.656
7/28/2021 5:18 AM	0.312		2.726
7/28/2021 5:24 AM	0.308		2.794
7/28/2021 5:30 AM	0.307		2.826
7/28/2021 5:36 AM	0.309		2.858
7/28/2021 5:42 AM	0.309		2.853
7/28/2021 5:48 AM	0.303		2.87
7/28/2021 5:54 AM	0.293		2.901
7/28/2021 6:00 AM	0.288		2.894
7/28/2021 6:06 AM	0.301		2.897
7/28/2021 6:12 AM	0.305		2.908
7/28/2021 6:18 AM	0.297		2.947
7/28/2021 6:24 AM	0.293		2.93
7/28/2021 6:30 AM	0.294		3.024

## Opacity Data Summary Report

**Company:** New York City D.E.P.  
North River Wastewater Resource Recovery Facility  
New York, NY 10031



**Data Group:** Valid Data  
**Report Name:** 3rd Quarter 2021

**Start of Report:** 7/1/2021 0:00  
**End of Report:** 9/30/2021 23:54

All Opacity Data

Date & Time	PE 1	PE 2	PE 4
	%	%	%
7/28/2021 6:36 AM	0.306		3.188
7/28/2021 6:42 AM	0.319		3.158
7/28/2021 6:48 AM	0.324		3.122
7/28/2021 6:54 AM	0.336		3.105
7/28/2021 7:00 AM	0.348		3.108
7/28/2021 7:06 AM	0.351		3.097
7/28/2021 7:12 AM	0.351		3.091
7/28/2021 7:18 AM	0.356		3.051
7/28/2021 7:24 AM	0.357		2.989
7/28/2021 7:30 AM	0.362		3.003
7/28/2021 7:36 AM	0.369		3.029
7/28/2021 7:42 AM	0.377		3.019
7/28/2021 7:48 AM	0.393		3.056
7/28/2021 7:54 AM	0.404		2.987
7/28/2021 8:00 AM	0.417		2.809
7/28/2021 8:06 AM	0.422		2.791
7/28/2021 8:12 AM	0.419		2.814
7/28/2021 8:18 AM	6.972		2.826
7/28/2021 8:24 AM	16.954		2.868
7/28/2021 8:30 AM	11.363		2.887
7/28/2021 8:36 AM	7.768		2.868
7/28/2021 8:42 AM	5.988		2.891
7/28/2021 8:48 AM	4.203		3.05
7/28/2021 8:54 AM	2.854		3.135
7/28/2021 9:00 AM	1.361		3.274
7/28/2021 9:06 AM	0.831		3.335
7/28/2021 9:12 AM	0.637		3.33
7/28/2021 9:18 AM	0.509		3.332
7/28/2021 9:24 AM	0.425		3.44
7/28/2021 9:30 AM	0.345		3.441
7/28/2021 9:36 AM	0.283		3.355
7/28/2021 9:42 AM	0.232		3.32
7/28/2021 9:48 AM	0.224		3.297
7/28/2021 9:54 AM	0.24		3.345
7/28/2021 10:00 AM	0.225		3.423
7/28/2021 10:06 AM	0.208		3.492
7/28/2021 10:12 AM	0.214		3.489
7/28/2021 10:18 AM	0.237		3.454
7/28/2021 10:24 AM	0.258		3.475
7/28/2021 10:30 AM	0.27		3.465
7/28/2021 10:36 AM	0.277		3.458
7/28/2021 10:42 AM	0.28		3.453
7/28/2021 10:48 AM	0.285		3.403
7/28/2021 10:54 AM	0.294		3.385
7/28/2021 11:00 AM	0.295		3.412
7/28/2021 11:06 AM	0.3		3.436
7/28/2021 11:12 AM	0.302		3.422
7/28/2021 11:18 AM	0.293		3.478
7/28/2021 11:24 AM	0.294		3.525
7/28/2021 11:30 AM	0.286		3.507

## Opacity Data Summary Report

**Company:** New York City D.E.P.  
North River Wastewater Resource Recovery Facility  
New York, NY 10031



**Data Group:** Valid Data  
**Report Name:** 3rd Quarter 2021

**Start of Report:** 7/1/2021 0:00  
**End of Report:** 9/30/2021 23:54

All Opacity Data

Date & Time	PE 1	PE 2	PE 4
	%	%	%
7/28/2021 11:36 AM	0.253		3.45
7/28/2021 11:42 AM	0.212		3.384
7/28/2021 11:48 AM	0.188		3.462
7/28/2021 11:54 AM	0.176		3.384
7/28/2021 12:00 PM	0.166		3.174
7/28/2021 12:06 PM	0.171		3.061
7/28/2021 12:12 PM	0.177		3.059
7/28/2021 12:18 PM	0.18		3.057
7/28/2021 12:24 PM	0.189		3.062
7/28/2021 12:30 PM	0.218		3.056
7/28/2021 12:36 PM	0.255		3.107
7/28/2021 12:42 PM	0.287		3.07
7/28/2021 12:48 PM	0.305		3.025
7/28/2021 12:54 PM	0.318		3.045
7/28/2021 1:00 PM	0.326		3.039
7/28/2021 1:06 PM	0.33		3.015
7/28/2021 1:12 PM	0.334		3.026
7/28/2021 1:18 PM	0.34		3.036
7/28/2021 1:24 PM	0.347		3.044
7/28/2021 1:30 PM	0.351		3.07
7/28/2021 1:36 PM	0.355		3.084
7/28/2021 1:42 PM	0.362		3.073
7/28/2021 1:48 PM	0.364		3.062
7/28/2021 1:54 PM	0.345		3.078
7/28/2021 2:00 PM	0.305		3.103
7/28/2021 2:06 PM	0.281		3.113
7/28/2021 2:12 PM	0.263		3.109
7/28/2021 2:18 PM	0.247		3.097
7/28/2021 2:24 PM	0.245		3.071
7/28/2021 2:30 PM	0.248		3.078
7/28/2021 2:36 PM	0.258		3.094
7/28/2021 2:42 PM	3.387		3.073
7/28/2021 2:48 PM	7.224		2.327
7/28/2021 2:54 PM	6.094		1.217
7/28/2021 3:00 PM	3.606		0.963
7/28/2021 3:06 PM	2.346		0.972
7/28/2021 3:12 PM	2.072		0.979
7/28/2021 3:18 PM	1.507		0.988
7/28/2021 3:24 PM	0.956		1.013
7/28/2021 3:30 PM	0.958		1.015
7/28/2021 3:36 PM	1.055		1.022
7/28/2021 3:42 PM	1.069		1.022
7/28/2021 3:48 PM	1.067		1.018
7/28/2021 3:54 PM	1.016		1.005
7/28/2021 4:00 PM	0.929		1.01
7/28/2021 4:06 PM	0.827		1.023
7/28/2021 4:12 PM	0.646		1.022
7/28/2021 4:18 PM	0.503		0.998
7/28/2021 4:24 PM	0.502		1.01
7/28/2021 4:30 PM	0.654		1.031

## Opacity Data Summary Report

**Company:** New York City D.E.P.  
North River Wastewater Resource Recovery Facility  
New York, NY 10031



**Data Group:** Valid Data  
**Report Name:** 3rd Quarter 2021

**Start of Report:** 7/1/2021 0:00  
**End of Report:** 9/30/2021 23:54

All Opacity Data

Date & Time	PE 1	PE 2	PE 4
	%	%	%
7/28/2021 4:36 PM	0.789		1.005
7/28/2021 4:42 PM	0.833		0.999
7/28/2021 4:48 PM	0.859		1.025
7/28/2021 4:54 PM	0.68		3.301
7/28/2021 5:00 PM	0.12		4.796
7/28/2021 5:06 PM	-0.161		3.463
7/28/2021 5:12 PM	-0.131		3.2
7/28/2021 5:18 PM	-0.127		3.147
7/28/2021 5:24 PM	-0.095		3.138
7/28/2021 5:30 PM	-0.075		3.136
7/28/2021 5:36 PM	-0.05		3.137
7/28/2021 5:42 PM	-0.004		3.116
7/28/2021 5:48 PM	1.429		2.977
7/28/2021 5:54 PM	2.012		1.958
7/28/2021 6:00 PM	0.625		0.946
7/28/2021 6:06 PM	0.542		0.954
7/28/2021 6:12 PM	0.546		0.988
7/28/2021 6:18 PM	0.677		1.004
7/28/2021 6:24 PM	0.819		1.016
7/28/2021 6:30 PM	0.825		1.029
7/28/2021 6:36 PM	0.781		1.02
7/28/2021 6:42 PM	0.755		1.016
7/28/2021 6:48 PM	0.777		1.026
7/28/2021 6:54 PM	0.743		1.017
7/28/2021 7:00 PM	0.677		1.018
7/28/2021 7:06 PM	0.605		1.014
7/28/2021 7:12 PM	0.501		1.009
7/28/2021 7:18 PM	0.403		0.992
7/28/2021 7:24 PM	0.298		1.008
7/28/2021 7:30 PM	0.216		1.032
7/28/2021 7:36 PM	0.157		1.03
7/28/2021 7:42 PM	0.114		1.038
7/28/2021 7:48 PM	0.103		1.055
7/28/2021 7:54 PM	0.104		1.026
7/28/2021 8:00 PM	0.085		1.019
7/28/2021 8:06 PM	0.114		1.033
7/28/2021 8:12 PM	0.103		1.029
7/28/2021 8:18 PM	0.094		1.037
7/28/2021 8:24 PM	0.098		1.036
7/28/2021 8:30 PM	0.123		1.034
7/28/2021 8:36 PM	0.165		1.056
7/28/2021 8:42 PM	0.19		1.061
7/28/2021 8:48 PM	0.215		1.062
7/28/2021 8:54 PM	0.218		1.066
7/28/2021 9:00 PM	0.246		1.059
7/28/2021 9:06 PM	0.265		1.057
7/28/2021 9:12 PM	0.269		1.049
7/28/2021 9:18 PM	0.264		1.054
7/28/2021 9:24 PM	0.276		1.061
7/28/2021 9:30 PM	0.323		1.051



## Opacity Data Summary Report

**Company:** New York City D.E.P.  
 North River Wastewater Resource Recovery Facility  
 New York, NY 10031



**Data Group:** Valid Data  
**Report Name:** 3rd Quarter 2021

**Start of Report:** 7/1/2021 0:00  
**End of Report:** 9/30/2021 23:54

All Opacity Data

Date & Time	PE 1	PE 2	PE 4
	%	%	%
7/28/2021 9:36 PM	0.328		1.05
7/28/2021 9:42 PM	0.315		1.052
7/28/2021 9:48 PM	0.323		1.049
7/28/2021 9:54 PM	0.339		1.053
7/28/2021 10:00 PM	0.345		1.046
7/28/2021 10:06 PM	0.356		1.045
7/28/2021 10:12 PM	0.361		1.05
7/28/2021 10:18 PM	0.605		1.052
7/28/2021 10:24 PM	0.685		1.056
7/28/2021 10:30 PM	0.553		1.053
7/28/2021 10:36 PM	0.52		1.058
7/28/2021 10:42 PM	0.476		1.063
7/28/2021 10:48 PM	0.468		1.057
7/28/2021 10:54 PM	0.465		1.058
7/28/2021 11:00 PM	0.454		1.066
7/28/2021 11:06 PM	0.413		1.07
7/28/2021 11:12 PM	0.401		1.072
7/28/2021 11:18 PM	0.394		1.064
7/28/2021 11:24 PM	0.358		1.07
7/28/2021 11:30 PM	0.306		1.069
7/28/2021 11:36 PM	0.27		1.076
7/28/2021 11:42 PM	0.235		1.082
7/28/2021 11:48 PM	0.236		1.076
7/28/2021 11:54 PM	0.197		1.078
7/29/2021 12:00 AM	0.17		1.081
7/29/2021 12:06 AM	0.168		1.082
7/29/2021 12:12 AM	0.177		1.098
7/29/2021 12:18 AM	0.154		1.103
7/29/2021 12:24 AM	0.124		1.104
7/29/2021 12:30 AM	0.117		1.111
7/29/2021 12:36 AM	0.129		1.124
7/29/2021 12:42 AM	0.112		1.132
7/29/2021 12:48 AM	0.082		1.131
7/29/2021 12:54 AM	0.06		1.14
7/29/2021 1:00 AM	0.054		1.141
7/29/2021 1:06 AM	0.044		1.139
7/29/2021 1:12 AM	0.025		1.144
7/29/2021 1:18 AM	0.005		1.153
7/29/2021 1:24 AM	0.021		1.171
7/29/2021 1:30 AM	0.117		1.174
7/29/2021 1:36 AM	0.28		1.175
7/29/2021 1:42 AM	0.345		1.185
7/29/2021 1:48 AM	0.391		1.194
7/29/2021 1:54 AM	0.409		1.194
7/29/2021 2:00 AM	0.411		1.199
7/29/2021 2:06 AM	0.436		1.198
7/29/2021 2:12 AM	0.403		1.206
7/29/2021 2:18 AM	0.405		1.215
7/29/2021 2:24 AM	0.412		1.22
7/29/2021 2:30 AM	0.369		1.227

## Opacity Data Summary Report

**Company:** New York City D.E.P.  
North River Wastewater Resource Recovery Facility  
New York, NY 10031



**Data Group:** Valid Data  
**Report Name:** 3rd Quarter 2021

**Start of Report:** 7/1/2021 0:00  
**End of Report:** 9/30/2021 23:54

All Opacity Data

Date & Time	PE 1	PE 2	PE 4
	%	%	%
7/29/2021 2:36 AM	0.323		1.226
7/29/2021 2:42 AM	0.31		1.226
7/29/2021 2:48 AM	0.277		1.239
7/29/2021 2:54 AM	0.242		1.239
7/29/2021 3:00 AM	0.265		1.237
7/29/2021 3:06 AM	0.273		1.243
7/29/2021 3:12 AM	0.281		1.242
7/29/2021 3:18 AM	0.265		1.249
7/29/2021 3:24 AM	0.263		1.251
7/29/2021 3:30 AM	0.249		1.244
7/29/2021 3:36 AM	0.248		1.251
7/29/2021 3:42 AM	0.261		1.26
7/29/2021 3:48 AM	0.246		1.258
7/29/2021 3:54 AM	0.217		1.262
7/29/2021 4:00 AM	0.213		1.257
7/29/2021 4:06 AM	0.207		1.261
7/29/2021 4:12 AM	0.203		1.268
7/29/2021 4:18 AM	0.187		1.271
7/29/2021 4:24 AM	0.196		1.274
7/29/2021 4:30 AM	0.204		1.284
7/29/2021 4:36 AM	0.216		1.3
7/29/2021 4:42 AM	0.25		1.302
7/29/2021 4:48 AM	0.247		1.303
7/29/2021 4:54 AM	0.239		1.314
7/29/2021 5:00 AM	0.219		1.327
7/29/2021 5:06 AM	0.181		1.335
7/29/2021 5:12 AM	0.235		1.338
7/29/2021 5:18 AM	0.355		1.34
7/29/2021 5:24 AM	0.412		1.337
7/29/2021 5:30 AM	0.45		1.336
7/29/2021 5:36 AM	0.479		1.341
7/29/2021 5:42 AM	0.522		1.344
7/29/2021 5:48 AM	0.538		1.349
7/29/2021 5:54 AM	0.529		1.36
7/29/2021 6:00 AM	0.523		1.367
7/29/2021 6:06 AM	0.519		1.365
7/29/2021 6:12 AM	0.524		1.364
7/29/2021 6:18 AM	0.535		1.367
7/29/2021 6:24 AM	0.544		1.368
7/29/2021 6:30 AM	0.544		1.369
7/29/2021 6:36 AM	0.533		1.379
7/29/2021 6:42 AM	0.532		1.385
7/29/2021 6:48 AM	0.641		1.383
7/29/2021 6:54 AM	0.673		1.37
7/29/2021 7:00 AM	0.545		1.36
7/29/2021 7:06 AM	0.524		1.349
7/29/2021 7:12 AM	0.5		1.35
7/29/2021 7:18 AM	0.562		1.353
7/29/2021 7:24 AM	0.706		1.35
7/29/2021 7:30 AM	0.451		1.35

## Opacity Data Summary Report

**Company:** New York City D.E.P.  
 North River Wastewater Resource Recovery Facility  
 New York, NY 10031



**Data Group:** Valid Data  
**Report Name:** 3rd Quarter 2021

**Start of Report:** 7/1/2021 0:00  
**End of Report:** 9/30/2021 23:54

All Opacity Data

Date & Time	PE 1	PE 2	PE 4
	%	%	%
7/29/2021 7:36 AM	0.216		1.349
7/29/2021 7:42 AM	0.274		1.355
7/29/2021 7:48 AM	0.317		1.354
7/29/2021 7:54 AM	0.346		1.363
7/29/2021 8:00 AM	0.489		1.367
7/29/2021 8:06 AM	0.627		1.365
7/29/2021 8:12 AM	0.575		1.361
7/29/2021 8:18 AM	0.538		1.354
7/29/2021 8:24 AM	0.507		1.355
7/29/2021 8:30 AM	0.51		1.359
7/29/2021 8:36 AM	0.514		1.369
7/29/2021 8:42 AM	0.52		1.377
7/29/2021 8:48 AM	0.532		1.381
7/29/2021 8:54 AM	0.529		1.383
7/29/2021 9:00 AM	0.508		1.378
7/29/2021 9:06 AM	0.547		1.376
7/29/2021 9:12 AM	0.566		1.384
7/29/2021 9:18 AM	0.548		1.391
7/29/2021 9:24 AM	0.551		6.033
7/29/2021 9:30 AM	0.562		6.609
7/29/2021 9:36 AM	0.555		1.54
7/29/2021 9:42 AM	0.543		1.402
7/29/2021 9:48 AM	0.539		1.389
7/29/2021 9:54 AM	0.522		1.379
7/29/2021 10:00 AM	0.524		1.366
7/29/2021 10:06 AM	0.54		1.363
7/29/2021 10:12 AM	0.557		1.367
7/29/2021 10:18 AM	0.582		1.373
7/29/2021 10:24 AM	0.605		1.384
7/29/2021 10:30 AM	0.586		1.398
7/29/2021 10:36 AM	0.554		1.405
7/29/2021 10:42 AM	0.562		1.408
7/29/2021 10:48 AM	0.545		1.413
7/29/2021 10:54 AM	0.555		1.416
7/29/2021 11:00 AM	0.548		1.42
7/29/2021 11:06 AM	0.521		1.424
7/29/2021 11:12 AM	0.515		1.425
7/29/2021 11:18 AM	0.535		1.422
7/29/2021 11:24 AM	0.532		1.422
7/29/2021 11:30 AM	0.525		1.429
7/29/2021 11:36 AM	0.553		1.44
7/29/2021 11:42 AM	0.535		1.438
7/29/2021 11:48 AM	0.515		1.438
7/29/2021 11:54 AM	0.517		1.444
7/29/2021 12:00 PM	0.428		1.438
7/29/2021 12:06 PM	12.155		12.176
7/29/2021 12:12 PM	0.139		1.426
7/29/2021 12:18 PM	0.15		1.426
7/29/2021 12:24 PM	0.161		1.423
7/29/2021 12:30 PM	0.142		1.421

## Opacity Data Summary Report

**Company:** New York City D.E.P.  
 North River Wastewater Resource Recovery Facility  
 New York, NY 10031



**Data Group:** Valid Data  
**Report Name:** 3rd Quarter 2021

**Start of Report:** 7/1/2021 0:00  
**End of Report:** 9/30/2021 23:54

All Opacity Data

Date & Time	PE 1	PE 2	PE 4
	%	%	%
7/29/2021 12:36 PM	0.147		1.419
7/29/2021 12:42 PM	0.188		1.418
7/29/2021 12:48 PM	0.186		1.422
7/29/2021 12:54 PM	0.173		1.423
7/29/2021 1:00 PM	0.17		1.427
7/29/2021 1:06 PM	0.167		1.436
7/29/2021 1:12 PM	0.155		1.438
7/29/2021 1:18 PM	0.154		1.44
7/29/2021 1:24 PM	0.16		1.453
7/29/2021 1:30 PM	0.123		1.475
7/29/2021 1:36 PM	0.142		1.468
7/29/2021 1:42 PM	0.212		1.433
7/29/2021 1:48 PM	0.254		1.457
7/29/2021 1:54 PM	0.257		1.477
7/29/2021 2:00 PM	0.277		1.478
7/29/2021 2:06 PM	0.124		10.657
7/29/2021 2:12 PM	-0.192		15.215
7/29/2021 2:18 PM	-0.5		7.986
7/29/2021 2:24 PM	-0.709		5.277
7/29/2021 2:30 PM	-0.707		4.331
7/29/2021 2:36 PM	-0.715		3.978
7/29/2021 2:42 PM	-0.668		3.718
7/29/2021 2:48 PM	-0.614		3.618
7/29/2021 2:54 PM	-0.618		3.606
7/29/2021 3:00 PM	-0.578		3.638
7/29/2021 3:06 PM	-0.517		3.549
7/29/2021 3:12 PM	-0.499		3.419
7/29/2021 3:18 PM	-0.493		3.421
7/29/2021 3:24 PM	-0.494		3.445
7/29/2021 3:30 PM	---		---
7/29/2021 3:36 PM	---		---
7/29/2021 3:42 PM	---		---
7/29/2021 3:48 PM	---		---
7/29/2021 3:54 PM	---		---
7/29/2021 4:00 PM	---		---
7/29/2021 4:06 PM	---		
7/29/2021 4:12 PM	---		
7/29/2021 4:18 PM	---		
7/29/2021 4:24 PM	---		
7/29/2021 4:30 PM	---		
7/29/2021 4:36 PM	---		
7/29/2021 4:42 PM	---		
7/29/2021 4:48 PM	---		
7/29/2021 4:54 PM	---		
7/29/2021 5:00 PM	---		
7/29/2021 5:06 PM	---		
7/29/2021 5:12 PM	---		
7/29/2021 5:18 PM	---		
7/29/2021 5:24 PM	---		
7/29/2021 5:30 PM	---		

**Opacity Data Summary Report**

**Company:** New York City D.E.P.  
 North River Wastewater Resource Recovery Facility  
 New York, NY 10031



**Data Group:** Valid Data  
**Report Name:** 3rd Quarter 2021

**Start of Report:** 7/1/2021 0:00  
**End of Report:** 9/30/2021 23:54

All Opacity Data

Date & Time	PE 1	PE 2	PE 4
	%	%	%
7/29/2021 5:36 PM	---		
7/29/2021 5:42 PM	---		
7/29/2021 5:48 PM	---		
7/29/2021 5:54 PM	---		
7/29/2021 6:00 PM	---		
7/29/2021 6:06 PM	---		
7/29/2021 6:12 PM	---		
7/29/2021 6:18 PM	---		
7/29/2021 6:24 PM	---		
7/29/2021 6:30 PM	---		
7/29/2021 6:36 PM	---		
7/29/2021 6:42 PM	---		
7/29/2021 6:48 PM	---		
7/29/2021 6:54 PM	---		
7/29/2021 7:00 PM	---		
7/29/2021 7:06 PM	---		
7/29/2021 7:12 PM	---		
7/29/2021 7:18 PM	---		
7/29/2021 7:24 PM	---		
7/29/2021 7:30 PM	---		
7/29/2021 7:36 PM	---		
7/29/2021 7:42 PM	---		
7/29/2021 7:48 PM	---		
7/29/2021 7:54 PM	---		
7/29/2021 8:00 PM	---		
7/29/2021 8:06 PM	---		
7/29/2021 8:12 PM	---		
7/29/2021 8:18 PM	---		
7/29/2021 8:24 PM	---		
7/29/2021 8:30 PM	---		
7/29/2021 8:36 PM	---		
7/29/2021 8:42 PM	---		
7/29/2021 8:48 PM	---		
7/29/2021 8:54 PM	---		
7/29/2021 9:00 PM	---		
7/29/2021 9:06 PM	---		
7/29/2021 9:12 PM	---		
7/29/2021 9:18 PM	---		
7/29/2021 9:24 PM	---		
7/29/2021 9:30 PM	---		
7/29/2021 9:36 PM	---		
7/29/2021 9:42 PM	---		
7/29/2021 9:48 PM	---		
7/29/2021 9:54 PM	---		
7/29/2021 10:00 PM	---		
7/29/2021 10:06 PM	---		
7/29/2021 10:12 PM	---		
7/29/2021 10:18 PM	---		
7/29/2021 10:24 PM	---		
7/29/2021 10:30 PM	---		

**Opacity Data Summary Report**

**Company:** New York City D.E.P.  
 North River Wastewater Resource Recovery Facility  
 New York, NY 10031



**Data Group:** Valid Data  
**Report Name:** 3rd Quarter 2021

**Start of Report:** 7/1/2021 0:00  
**End of Report:** 9/30/2021 23:54

All Opacity Data

Date & Time	PE 1	PE 2	PE 4
	%	%	%
7/29/2021 10:36 PM	---		
7/29/2021 10:42 PM	---		
7/29/2021 10:48 PM	---		
7/29/2021 10:54 PM	---		
7/29/2021 11:00 PM	---		
7/29/2021 11:06 PM	---		
7/29/2021 11:12 PM	---		
7/29/2021 11:18 PM	---		
7/29/2021 11:24 PM	---		
7/29/2021 11:30 PM	---		
7/29/2021 11:36 PM	---		
7/29/2021 11:42 PM	---		
7/29/2021 11:48 PM	---		
7/29/2021 11:54 PM	---		
7/30/2021 12:00 AM	---		
7/30/2021 12:06 AM	---		
7/30/2021 12:12 AM	---		
7/30/2021 12:18 AM	---		
7/30/2021 12:24 AM	---		
7/30/2021 12:30 AM	---		
7/30/2021 12:36 AM	---		
7/30/2021 12:42 AM	---		
7/30/2021 12:48 AM	---		
7/30/2021 12:54 AM	---		
7/30/2021 1:00 AM	---		
7/30/2021 1:06 AM	---		
7/30/2021 1:12 AM	---		
7/30/2021 1:18 AM	---		
7/30/2021 1:24 AM	---		
7/30/2021 1:30 AM	---		
7/30/2021 1:36 AM	---		
7/30/2021 1:42 AM	---		
7/30/2021 1:48 AM	---		
7/30/2021 1:54 AM	---		
7/30/2021 2:00 AM	---		
7/30/2021 2:06 AM	---		
7/30/2021 2:12 AM	---		
7/30/2021 2:18 AM	---		
7/30/2021 2:24 AM	---		
7/30/2021 2:30 AM	---		
7/30/2021 2:36 AM	---		
7/30/2021 2:42 AM	---		
7/30/2021 2:48 AM	---		
7/30/2021 2:54 AM	---		
7/30/2021 3:00 AM	---		
7/30/2021 3:06 AM	---		
7/30/2021 3:12 AM	---		
7/30/2021 3:18 AM	---		
7/30/2021 3:24 AM	---		
7/30/2021 3:30 AM	---		

## Opacity Data Summary Report

**Company:** New York City D.E.P.  
 North River Wastewater Resource Recovery Facility  
 New York, NY 10031



**Data Group:** Valid Data  
**Report Name:** 3rd Quarter 2021

**Start of Report:** 7/1/2021 0:00  
**End of Report:** 9/30/2021 23:54

All Opacity Data

Date & Time	PE 1	PE 2	PE 4
	%	%	%
7/30/2021 3:36 AM	---		
7/30/2021 3:42 AM	---		
7/30/2021 3:48 AM	---		
7/30/2021 3:54 AM	---		
7/30/2021 4:00 AM	---		
7/30/2021 4:06 AM	---		
7/30/2021 4:12 AM	---		
7/30/2021 4:18 AM	---		
7/30/2021 4:24 AM	---		
7/30/2021 4:30 AM	---		
7/30/2021 4:36 AM	---		
7/30/2021 4:42 AM	---		
7/30/2021 4:48 AM	---		
7/30/2021 4:54 AM	---		
7/30/2021 5:00 AM	---		
7/30/2021 5:06 AM	---		
7/30/2021 5:12 AM	---		
7/30/2021 5:18 AM	---		
7/30/2021 5:24 AM	---		
7/30/2021 5:30 AM	---		
7/30/2021 5:36 AM	---		
7/30/2021 5:42 AM	---		
7/30/2021 5:48 AM	---		
7/30/2021 5:54 AM	---		
7/30/2021 6:00 AM	---		
7/30/2021 6:06 AM	---		
7/30/2021 6:12 AM	---		
7/30/2021 6:18 AM	---		
7/30/2021 6:24 AM	---		
7/30/2021 6:30 AM	---		
7/30/2021 6:36 AM	---		
7/30/2021 6:42 AM	---		
7/30/2021 6:48 AM	---		
7/30/2021 6:54 AM	---		
7/30/2021 7:00 AM	---		
7/30/2021 7:06 AM	---		
7/30/2021 7:12 AM	---		
7/30/2021 7:18 AM	---		
7/30/2021 7:24 AM	---		
7/30/2021 7:30 AM	---		
7/30/2021 7:36 AM	---		
7/30/2021 7:42 AM	---		
7/30/2021 7:48 AM	---		
7/30/2021 7:54 AM	---		
7/30/2021 8:00 AM	---		
7/30/2021 8:06 AM	---		
7/30/2021 8:12 AM	---		
7/30/2021 8:18 AM	---		
7/30/2021 8:24 AM	---		
7/30/2021 8:30 AM	---		

## Opacity Data Summary Report

**Company:** New York City D.E.P.  
 North River Wastewater Resource Recovery Facility  
 New York, NY 10031



**Data Group:** Valid Data  
**Report Name:** 3rd Quarter 2021

**Start of Report:** 7/1/2021 0:00

**End of Report:** 9/30/2021 23:54 All Opacity Data

Date & Time	PE 1	PE 2	PE 4
	%	%	%
7/30/2021 8:36 AM	---		
7/30/2021 8:42 AM	---		
7/30/2021 8:48 AM	---		
7/30/2021 8:54 AM	---		
7/30/2021 9:00 AM	---		
7/30/2021 9:06 AM	---		
7/30/2021 9:12 AM	---		
7/30/2021 9:18 AM	---		
7/30/2021 9:24 AM	---		
7/30/2021 9:30 AM	---		
7/30/2021 9:36 AM	---		
7/30/2021 9:42 AM	---		
7/30/2021 9:48 AM	---		
7/30/2021 9:54 AM	---		
7/30/2021 10:00 AM	---		
7/30/2021 10:06 AM	---		
7/30/2021 10:12 AM	---		
7/30/2021 10:18 AM	---		
7/30/2021 10:24 AM	---		
7/30/2021 10:30 AM	---		
7/30/2021 10:36 AM	---		
7/30/2021 10:42 AM	---		
7/30/2021 10:48 AM	---		
7/30/2021 10:54 AM	---		
7/30/2021 11:00 AM	---		
7/30/2021 11:06 AM	---		
7/30/2021 11:12 AM	---		
7/30/2021 11:18 AM	---		
7/30/2021 11:24 AM	---		
7/30/2021 11:30 AM	---		
7/30/2021 11:36 AM	---		
7/30/2021 11:42 AM	---		
7/30/2021 11:48 AM	---		
7/30/2021 11:54 AM	---		
7/30/2021 12:00 PM	---		
7/30/2021 12:06 PM	---		
7/30/2021 12:12 PM	---		
7/30/2021 12:18 PM	---		
7/30/2021 12:24 PM	---		
7/30/2021 12:30 PM	---		
7/30/2021 12:36 PM	---		
7/30/2021 12:42 PM	---		
7/30/2021 12:48 PM	---		
7/30/2021 12:54 PM	---		
7/30/2021 1:00 PM	---		
7/30/2021 1:06 PM	---		
7/30/2021 1:12 PM	---		
7/30/2021 1:18 PM	---		
7/30/2021 1:24 PM	---		
7/30/2021 1:30 PM	---		



**Opacity Data Summary Report**

**Company:** New York City D.E.P.  
 North River Wastewater Resource Recovery Facility  
 New York, NY 10031



**Data Group:** Valid Data  
**Report Name:** 3rd Quarter 2021

**Start of Report:** 7/1/2021 0:00  
**End of Report:** 9/30/2021 23:54

All Opacity Data

Date & Time	PE 1	PE 2	PE 4
	%	%	%
7/30/2021 1:36 PM	---		
7/30/2021 1:42 PM	---		
7/30/2021 1:48 PM	---		
7/30/2021 1:54 PM	---		
7/30/2021 2:00 PM	---		
7/30/2021 2:06 PM	---		
7/30/2021 2:12 PM	---		
7/30/2021 2:18 PM	---		
7/30/2021 2:24 PM	---		
7/30/2021 2:30 PM	---		
7/30/2021 2:36 PM	---		
7/30/2021 2:42 PM	---		
7/30/2021 2:48 PM	---		
7/30/2021 2:54 PM	---		
7/30/2021 3:00 PM	---		
7/30/2021 3:06 PM	---		
7/30/2021 3:12 PM	---		
7/30/2021 3:18 PM	---		
7/30/2021 3:24 PM	---		
7/30/2021 3:30 PM	---		
7/30/2021 3:36 PM	---		
7/30/2021 3:42 PM	---		
7/30/2021 3:48 PM	---		
7/30/2021 3:54 PM	---		
7/30/2021 4:00 PM	---		
7/30/2021 4:06 PM	---		
7/30/2021 4:12 PM	---		
7/30/2021 4:18 PM	---		
7/30/2021 4:24 PM	---		
7/30/2021 4:30 PM	---		
7/30/2021 4:36 PM	---		
7/30/2021 4:42 PM	---		
7/30/2021 4:48 PM	---		
7/30/2021 4:54 PM	---		
7/30/2021 5:00 PM	---		
7/30/2021 5:06 PM	---		
7/30/2021 5:12 PM	---		
7/30/2021 5:18 PM	---		
7/30/2021 5:24 PM	---		
7/30/2021 5:30 PM	---		
7/30/2021 5:36 PM	---		
7/30/2021 5:42 PM	---		
7/30/2021 5:48 PM	---		
7/30/2021 5:54 PM	---		
7/30/2021 6:00 PM	---		
7/30/2021 6:06 PM	---		
7/30/2021 6:12 PM	---		
7/30/2021 6:18 PM	---		
7/30/2021 6:24 PM	---		
7/30/2021 6:30 PM	---		

**Opacity Data Summary Report**

**Company:** New York City D.E.P.  
 North River Wastewater Resource Recovery Facility  
 New York, NY 10031



**Data Group:** Valid Data  
**Report Name:** 3rd Quarter 2021

**Start of Report:** 7/1/2021 0:00  
**End of Report:** 9/30/2021 23:54

All Opacity Data

Date & Time	PE 1	PE 2	PE 4
	%	%	%
7/30/2021 6:36 PM	---		
7/30/2021 6:42 PM	---		
7/30/2021 6:48 PM	---		
7/30/2021 6:54 PM	---		
7/30/2021 7:00 PM	---		
7/30/2021 7:06 PM	---		
7/30/2021 7:12 PM	---		
7/30/2021 7:18 PM	---		
7/30/2021 7:24 PM	---		
7/30/2021 7:30 PM	---		
7/30/2021 7:36 PM	---		
7/30/2021 7:42 PM	---		
7/30/2021 7:48 PM	---		
7/30/2021 7:54 PM	---		
7/30/2021 8:00 PM	---		
7/30/2021 8:06 PM	---		
7/30/2021 8:12 PM	---		
7/30/2021 8:18 PM	---		
7/30/2021 8:24 PM	---		
7/30/2021 8:30 PM	---		
7/30/2021 8:36 PM	---		
7/30/2021 8:42 PM	---		
7/30/2021 8:48 PM	---		
7/30/2021 8:54 PM	---		
7/30/2021 9:00 PM	---		
7/30/2021 9:06 PM	---		
7/30/2021 9:12 PM	---		
7/30/2021 9:18 PM	---		
7/30/2021 9:24 PM	---		
7/30/2021 9:30 PM	---		
7/30/2021 9:36 PM	---		
7/30/2021 9:42 PM	---		
7/30/2021 9:48 PM	---		
7/30/2021 9:54 PM	---		
7/30/2021 10:00 PM	---		
7/30/2021 10:06 PM	---		
7/30/2021 10:12 PM	---		
7/30/2021 10:18 PM	---		
7/30/2021 10:24 PM	---		
7/30/2021 10:30 PM	---		
7/30/2021 10:36 PM	---		
7/30/2021 10:42 PM	---		
7/30/2021 10:48 PM	---		
7/30/2021 10:54 PM	---		
7/30/2021 11:00 PM	---		
7/30/2021 11:06 PM	---		
7/30/2021 11:12 PM	---		
7/30/2021 11:18 PM	---		
7/30/2021 11:24 PM	---		
7/30/2021 11:30 PM	---		

## Opacity Data Summary Report

**Company:** New York City D.E.P.  
 North River Wastewater Resource Recovery Facility  
 New York, NY 10031



**Data Group:** Valid Data  
**Report Name:** 3rd Quarter 2021

**Start of Report:** 7/1/2021 0:00  
**End of Report:** 9/30/2021 23:54

All Opacity Data

Date & Time	PE 1	PE 2	PE 4
	%	%	%
7/30/2021 11:36 PM	---		
7/30/2021 11:42 PM	---		
7/30/2021 11:48 PM	---		
7/30/2021 11:54 PM	---		
7/31/2021 12:00 AM	---		
7/31/2021 12:06 AM	---		
7/31/2021 12:12 AM	---		
7/31/2021 12:18 AM	---		
7/31/2021 12:24 AM	---		
7/31/2021 12:30 AM	---		
7/31/2021 12:36 AM	---		
7/31/2021 12:42 AM	---		
7/31/2021 12:48 AM	---		
7/31/2021 12:54 AM	---		
7/31/2021 1:00 AM	---		
7/31/2021 1:06 AM	---		
7/31/2021 1:12 AM	---		
7/31/2021 1:18 AM	---		
7/31/2021 1:24 AM	---		
7/31/2021 1:30 AM	---		
7/31/2021 1:36 AM	---		
7/31/2021 1:42 AM	---		
7/31/2021 1:48 AM	---		
7/31/2021 1:54 AM	---		
7/31/2021 2:00 AM	---		
7/31/2021 2:06 AM	---		
7/31/2021 2:12 AM	---		
7/31/2021 2:18 AM	---		
7/31/2021 2:24 AM	---		
7/31/2021 2:30 AM	---		
7/31/2021 2:36 AM	---		
7/31/2021 2:42 AM	---		
7/31/2021 2:48 AM	---		
7/31/2021 2:54 AM	---		
7/31/2021 3:00 AM	---		
7/31/2021 3:06 AM	---		
7/31/2021 3:12 AM	---		
7/31/2021 3:18 AM	---		
7/31/2021 3:24 AM	---		
7/31/2021 3:30 AM	---		
7/31/2021 3:36 AM	---		
7/31/2021 3:42 AM	---		
7/31/2021 3:48 AM	---		
7/31/2021 3:54 AM	---		
7/31/2021 4:00 AM	---		
7/31/2021 4:06 AM	---		
7/31/2021 4:12 AM	---		
7/31/2021 4:18 AM	---		
7/31/2021 4:24 AM	---		
7/31/2021 4:30 AM	---		

**Opacity Data Summary Report**

**Company:** New York City D.E.P.  
 North River Wastewater Resource Recovery Facility  
 New York, NY 10031



**Data Group:** Valid Data  
**Report Name:** 3rd Quarter 2021

**Start of Report:** 7/1/2021 0:00  
**End of Report:** 9/30/2021 23:54

All Opacity Data

Date & Time	PE 1	PE 2	PE 4
	%	%	%
7/31/2021 4:36 AM	---		
7/31/2021 4:42 AM	---		
7/31/2021 4:48 AM	---		
7/31/2021 4:54 AM	---		
7/31/2021 5:00 AM	---		
7/31/2021 5:06 AM	---		
7/31/2021 5:12 AM	---		
7/31/2021 5:18 AM	---		
7/31/2021 5:24 AM	---		
7/31/2021 5:30 AM	---		
7/31/2021 5:36 AM	---		
7/31/2021 5:42 AM	---		
7/31/2021 5:48 AM	---		
7/31/2021 5:54 AM	---		
7/31/2021 6:00 AM	---		
7/31/2021 6:06 AM	---		
7/31/2021 6:12 AM	---		
7/31/2021 6:18 AM	---		
7/31/2021 6:24 AM	---		
7/31/2021 6:30 AM	---		
7/31/2021 6:36 AM	---		
7/31/2021 6:42 AM	---		
7/31/2021 6:48 AM	---		
7/31/2021 6:54 AM	---		
7/31/2021 7:00 AM	---		
7/31/2021 7:06 AM	---		
7/31/2021 7:12 AM	---		
7/31/2021 7:18 AM	---		
7/31/2021 7:24 AM	---		
7/31/2021 7:30 AM	---		
7/31/2021 7:36 AM	---		
7/31/2021 7:42 AM	---		
7/31/2021 7:48 AM	---		
7/31/2021 7:54 AM	---		
7/31/2021 8:00 AM	---		
7/31/2021 8:06 AM	---		
7/31/2021 8:12 AM	---		
7/31/2021 8:18 AM	---		
7/31/2021 8:24 AM	---		
7/31/2021 8:30 AM	---		
7/31/2021 8:36 AM	---		
7/31/2021 8:42 AM	---		
7/31/2021 8:48 AM	---		
7/31/2021 8:54 AM	---		
7/31/2021 9:00 AM	---		
7/31/2021 9:06 AM	---		
7/31/2021 9:12 AM	---		
7/31/2021 9:18 AM	---		
7/31/2021 9:24 AM	---		
7/31/2021 9:30 AM	---		

**Opacity Data Summary Report**

**Company:** New York City D.E.P.  
 North River Wastewater Resource Recovery Facility  
 New York, NY 10031



**Data Group:** Valid Data  
**Report Name:** 3rd Quarter 2021

**Start of Report:** 7/1/2021 0:00  
**End of Report:** 9/30/2021 23:54

All Opacity Data

Date & Time	PE 1	PE 2	PE 4
	%	%	%
7/31/2021 9:36 AM	---		
7/31/2021 9:42 AM	---		
7/31/2021 9:48 AM	---		
7/31/2021 9:54 AM	---		
7/31/2021 10:00 AM	---		
7/31/2021 10:06 AM	---		
7/31/2021 10:12 AM	---		
7/31/2021 10:18 AM	---		
7/31/2021 10:24 AM	---		
7/31/2021 10:30 AM	---		
7/31/2021 10:36 AM	---		
7/31/2021 10:42 AM	---		
7/31/2021 10:48 AM	---		
7/31/2021 10:54 AM	---		
7/31/2021 11:00 AM	---		
7/31/2021 11:06 AM	---		
7/31/2021 11:12 AM	---		
7/31/2021 11:18 AM	---		
7/31/2021 11:24 AM	---		
7/31/2021 11:30 AM	---		
7/31/2021 11:36 AM	---		
7/31/2021 11:42 AM	---		
7/31/2021 11:48 AM	---		
7/31/2021 11:54 AM	---		
7/31/2021 12:00 PM	---		
7/31/2021 12:06 PM	---		
7/31/2021 12:12 PM	---		
7/31/2021 12:18 PM	---		
7/31/2021 12:24 PM	---		
7/31/2021 12:30 PM	---		
7/31/2021 12:36 PM	---		
7/31/2021 12:42 PM	---		
7/31/2021 12:48 PM	---		
7/31/2021 12:54 PM	---		
7/31/2021 1:00 PM	---		
7/31/2021 1:06 PM	---		
7/31/2021 1:12 PM	---		
7/31/2021 1:18 PM	---		
7/31/2021 1:24 PM	---		
7/31/2021 1:30 PM	---		
7/31/2021 1:36 PM	---		
7/31/2021 1:42 PM	---		
7/31/2021 1:48 PM	---		
7/31/2021 1:54 PM	---		
7/31/2021 2:00 PM	---		
7/31/2021 2:06 PM	---		
7/31/2021 2:12 PM	---		
7/31/2021 2:18 PM	---		
7/31/2021 2:24 PM	---		
7/31/2021 2:30 PM	---		

**Opacity Data Summary Report**

**Company:** New York City D.E.P.  
 North River Wastewater Resource Recovery Facility  
 New York, NY 10031



**Data Group:** Valid Data  
**Report Name:** 3rd Quarter 2021

**Start of Report:** 7/1/2021 0:00  
**End of Report:** 9/30/2021 23:54

All Opacity Data

Date & Time	PE 1	PE 2	PE 4
	%	%	%
7/31/2021 2:36 PM	---		
7/31/2021 2:42 PM	---		
7/31/2021 2:48 PM	---		
7/31/2021 2:54 PM	---		
7/31/2021 3:00 PM	---		
7/31/2021 3:06 PM	---		
7/31/2021 3:12 PM	---		
7/31/2021 3:18 PM	---		
7/31/2021 3:24 PM	---		
7/31/2021 3:30 PM	---		
7/31/2021 3:36 PM	---		
7/31/2021 3:42 PM	---		
7/31/2021 3:48 PM	---		
7/31/2021 3:54 PM	---		
7/31/2021 4:00 PM	---		
7/31/2021 4:06 PM	---		
7/31/2021 4:12 PM	---		
7/31/2021 4:18 PM	---		
7/31/2021 4:24 PM	---		
7/31/2021 4:30 PM	---		
7/31/2021 4:36 PM	---		
7/31/2021 4:42 PM	---		
7/31/2021 4:48 PM	---		
7/31/2021 4:54 PM	---		
7/31/2021 5:00 PM	---		
7/31/2021 5:06 PM	---		
7/31/2021 5:12 PM	---		
7/31/2021 5:18 PM	---		
7/31/2021 5:24 PM	---		
7/31/2021 5:30 PM	---		
7/31/2021 5:36 PM	---		
7/31/2021 5:42 PM	---		
7/31/2021 5:48 PM	---		
7/31/2021 5:54 PM	---		
7/31/2021 6:00 PM	---		
7/31/2021 6:06 PM	---		
7/31/2021 6:12 PM	---		
7/31/2021 6:18 PM	---		
7/31/2021 6:24 PM	---		
7/31/2021 6:30 PM	---		
7/31/2021 6:36 PM	---		
7/31/2021 6:42 PM	---		
7/31/2021 6:48 PM	---		
7/31/2021 6:54 PM	---		
7/31/2021 7:00 PM	---		
7/31/2021 7:06 PM	---		
7/31/2021 7:12 PM	---		
7/31/2021 7:18 PM	---		
7/31/2021 7:24 PM	---		
7/31/2021 7:30 PM	---		

**Opacity Data Summary Report**

**Company:** New York City D.E.P.  
 North River Wastewater Resource Recovery Facility  
 New York, NY 10031



**Data Group:** Valid Data  
**Report Name:** 3rd Quarter 2021

**Start of Report:** 7/1/2021 0:00  
**End of Report:** 9/30/2021 23:54

All Opacity Data

Date & Time	PE 1	PE 2	PE 4
	%	%	%
7/31/2021 7:36 PM	---		
7/31/2021 7:42 PM	---		
7/31/2021 7:48 PM	---		
7/31/2021 7:54 PM	---		
7/31/2021 8:00 PM	---		
7/31/2021 8:06 PM	---		
7/31/2021 8:12 PM	---		
7/31/2021 8:18 PM	---		
7/31/2021 8:24 PM	---		
7/31/2021 8:30 PM	---		
7/31/2021 8:36 PM	---		
7/31/2021 8:42 PM	---		
7/31/2021 8:48 PM	---		
7/31/2021 8:54 PM	---		
7/31/2021 9:00 PM	---		
7/31/2021 9:06 PM	---		
7/31/2021 9:12 PM	---		
7/31/2021 9:18 PM	---		
7/31/2021 9:24 PM	---		
7/31/2021 9:30 PM	---		
7/31/2021 9:36 PM	---		
7/31/2021 9:42 PM	---		
7/31/2021 9:48 PM	---		
7/31/2021 9:54 PM	---		
7/31/2021 10:00 PM	---		
7/31/2021 10:06 PM	---		
7/31/2021 10:12 PM	---		
7/31/2021 10:18 PM	---		
7/31/2021 10:24 PM	---		
7/31/2021 10:30 PM	---		
7/31/2021 10:36 PM	---		
7/31/2021 10:42 PM	---		
7/31/2021 10:48 PM	---		
7/31/2021 10:54 PM	---		
7/31/2021 11:00 PM	---		
7/31/2021 11:06 PM	---		
7/31/2021 11:12 PM	---		
7/31/2021 11:18 PM	---		
7/31/2021 11:24 PM	---		
7/31/2021 11:30 PM	---		
7/31/2021 11:36 PM	---		
7/31/2021 11:42 PM	---		
7/31/2021 11:48 PM	---		
7/31/2021 11:54 PM	---		
8/1/2021 12:00 AM	---		
8/1/2021 12:06 AM	---		
8/1/2021 12:12 AM	---		
8/1/2021 12:18 AM	---		
8/1/2021 12:24 AM	---		
8/1/2021 12:30 AM	---		

## Opacity Data Summary Report

**Company:** New York City D.E.P.  
 North River Wastewater Resource Recovery Facility  
 New York, NY 10031



**Data Group:** Valid Data  
**Report Name:** 3rd Quarter 2021

**Start of Report:** 7/1/2021 0:00  
**End of Report:** 9/30/2021 23:54

All Opacity Data

Date & Time	PE 1	PE 2	PE 4
	%	%	%
8/1/2021 12:36 AM	---		
8/1/2021 12:42 AM	---		
8/1/2021 12:48 AM	---		
8/1/2021 12:54 AM	---		
8/1/2021 1:00 AM	---		
8/1/2021 1:06 AM	---		
8/1/2021 1:12 AM	---		
8/1/2021 1:18 AM	---		
8/1/2021 1:24 AM	---		
8/1/2021 1:30 AM	---		
8/1/2021 1:36 AM	---		
8/1/2021 1:42 AM	---		
8/1/2021 1:48 AM	---		
8/1/2021 1:54 AM	---		
8/1/2021 2:00 AM	---		
8/1/2021 2:06 AM	---		
8/1/2021 2:12 AM	---		
8/1/2021 2:18 AM	---		
8/1/2021 2:24 AM	---		
8/1/2021 2:30 AM	---		
8/1/2021 2:36 AM	---		
8/1/2021 2:42 AM	---		
8/1/2021 2:48 AM	---		
8/1/2021 2:54 AM	---		
8/1/2021 3:00 AM	---		
8/1/2021 3:06 AM	---		
8/1/2021 3:12 AM	---		
8/1/2021 3:18 AM	---		
8/1/2021 3:24 AM	---		
8/1/2021 3:30 AM	---		
8/1/2021 3:36 AM	---		
8/1/2021 3:42 AM	---		
8/1/2021 3:48 AM	---		
8/1/2021 3:54 AM	---		
8/1/2021 4:00 AM	---		
8/1/2021 4:06 AM	---		
8/1/2021 4:12 AM	---		
8/1/2021 4:18 AM	---		
8/1/2021 4:24 AM	---		
8/1/2021 4:30 AM	---		
8/1/2021 4:36 AM	---		
8/1/2021 4:42 AM	---		
8/1/2021 4:48 AM	---		
8/1/2021 4:54 AM	---		
8/1/2021 5:00 AM	---		
8/1/2021 5:06 AM	---		
8/1/2021 5:12 AM	---		
8/1/2021 5:18 AM	---		
8/1/2021 5:24 AM	---		
8/1/2021 5:30 AM	---		



**Opacity Data Summary Report**

**Company:** New York City D.E.P.  
 North River Wastewater Resource Recovery Facility  
 New York, NY 10031



**Data Group:** Valid Data  
**Report Name:** 3rd Quarter 2021

**Start of Report:** 7/1/2021 0:00  
**End of Report:** 9/30/2021 23:54

All Opacity Data

Date & Time	PE 1	PE 2	PE 4
	%	%	%
8/1/2021 5:36 AM	---		
8/1/2021 5:42 AM	---		
8/1/2021 5:48 AM	---		
8/1/2021 5:54 AM	---		
8/1/2021 6:00 AM	---		
8/1/2021 6:06 AM	---		
8/1/2021 6:12 AM	---		
8/1/2021 6:18 AM	---		
8/1/2021 6:24 AM	---		
8/1/2021 6:30 AM	---		
8/1/2021 6:36 AM	---		
8/1/2021 6:42 AM	---		
8/1/2021 6:48 AM	---		
8/1/2021 6:54 AM	---		
8/1/2021 7:00 AM	---		
8/1/2021 7:06 AM	---		
8/1/2021 7:12 AM	---		
8/1/2021 7:18 AM	---		
8/1/2021 7:24 AM	---		
8/1/2021 7:30 AM	---		
8/1/2021 7:36 AM	---		
8/1/2021 7:42 AM	---		
8/1/2021 7:48 AM	---		
8/1/2021 7:54 AM	---		
8/1/2021 8:00 AM	---		
8/1/2021 8:06 AM	---		
8/1/2021 8:12 AM	---		
8/1/2021 8:18 AM	---		
8/1/2021 8:24 AM	---		
8/1/2021 8:30 AM	---		
8/1/2021 8:36 AM	---		
8/1/2021 8:42 AM	---		
8/1/2021 8:48 AM	---		
8/1/2021 8:54 AM	---		
8/1/2021 9:00 AM	---		
8/1/2021 9:06 AM	---		
8/1/2021 9:12 AM	---		
8/1/2021 9:18 AM	---		
8/1/2021 9:24 AM	---		
8/1/2021 9:30 AM	---		
8/1/2021 9:36 AM	---		
8/1/2021 9:42 AM	---		
8/1/2021 9:48 AM	---		
8/1/2021 9:54 AM	---		
8/1/2021 10:00 AM	---		
8/1/2021 10:06 AM	---		
8/1/2021 10:12 AM	---		
8/1/2021 10:18 AM	---		
8/1/2021 10:24 AM	---		
8/1/2021 10:30 AM	---		

## Opacity Data Summary Report

**Company:** New York City D.E.P.  
 North River Wastewater Resource Recovery Facility  
 New York, NY 10031



**Data Group:** Valid Data  
**Report Name:** 3rd Quarter 2021

**Start of Report:** 7/1/2021 0:00  
**End of Report:** 9/30/2021 23:54

All Opacity Data

Date & Time	PE 1	PE 2	PE 4
	%	%	%
8/1/2021 10:36 AM	---		
8/1/2021 10:42 AM	---		
8/1/2021 10:48 AM	---		
8/1/2021 10:54 AM	---		
8/1/2021 11:00 AM	---		
8/1/2021 11:06 AM	---		
8/1/2021 11:12 AM	---		
8/1/2021 11:18 AM	---		
8/1/2021 11:24 AM	---		
8/1/2021 11:30 AM	---		
8/1/2021 11:36 AM	---		
8/1/2021 11:42 AM	---		
8/1/2021 11:48 AM	---		
8/1/2021 11:54 AM	---		
8/1/2021 12:00 PM	---		
8/1/2021 12:06 PM	---		
8/1/2021 12:12 PM	---		
8/1/2021 12:18 PM	---		
8/1/2021 12:24 PM	---		
8/1/2021 12:30 PM	---		
8/1/2021 12:36 PM	---		
8/1/2021 12:42 PM	---		
8/1/2021 12:48 PM	---		
8/1/2021 12:54 PM	---		
8/1/2021 1:00 PM	---		
8/1/2021 1:06 PM	---		
8/1/2021 1:12 PM	---		
8/1/2021 1:18 PM	---		
8/1/2021 1:24 PM	---		
8/1/2021 1:30 PM	---		
8/1/2021 1:36 PM	---		
8/1/2021 1:42 PM	---		
8/1/2021 1:48 PM	---		
8/1/2021 1:54 PM	---		
8/1/2021 2:00 PM	---		
8/1/2021 2:06 PM	---		
8/1/2021 2:12 PM	---		
8/1/2021 2:18 PM	---		
8/1/2021 2:24 PM	---		
8/1/2021 2:30 PM	---		
8/1/2021 2:36 PM	---		
8/1/2021 2:42 PM	---		
8/1/2021 2:48 PM	---		
8/1/2021 2:54 PM	---		
8/1/2021 3:00 PM	---		
8/1/2021 3:06 PM	---		
8/1/2021 3:12 PM	---		
8/1/2021 3:18 PM	---		
8/1/2021 3:24 PM	---		
8/1/2021 3:30 PM	---		

**Opacity Data Summary Report**

**Company:** New York City D.E.P.  
 North River Wastewater Resource Recovery Facility  
 New York, NY 10031



**Data Group:** Valid Data  
**Report Name:** 3rd Quarter 2021

**Start of Report:** 7/1/2021 0:00  
**End of Report:** 9/30/2021 23:54

All Opacity Data

Date & Time	PE 1	PE 2	PE 4
	%	%	%
8/1/2021 3:36 PM	---		
8/1/2021 3:42 PM	---		
8/1/2021 3:48 PM	---		
8/1/2021 3:54 PM	---		
8/1/2021 4:00 PM	---		
8/1/2021 4:06 PM	---		
8/1/2021 4:12 PM	---		
8/1/2021 4:18 PM	---		
8/1/2021 4:24 PM	---		
8/1/2021 4:30 PM	---		
8/1/2021 4:36 PM	---		
8/1/2021 4:42 PM	---		
8/1/2021 4:48 PM	---		
8/1/2021 4:54 PM	---		
8/1/2021 5:00 PM	---		
8/1/2021 5:06 PM	---		
8/1/2021 5:12 PM	---		
8/1/2021 5:18 PM	---		
8/1/2021 5:24 PM	---		
8/1/2021 5:30 PM	---		
8/1/2021 5:36 PM	---		
8/1/2021 5:42 PM	---		
8/1/2021 5:48 PM	---		
8/1/2021 5:54 PM	---		
8/1/2021 6:00 PM	---		
8/1/2021 6:06 PM	---		
8/1/2021 6:12 PM	---		
8/1/2021 6:18 PM	---		
8/1/2021 6:24 PM	---		
8/1/2021 6:30 PM	---		
8/1/2021 6:36 PM	---		
8/1/2021 6:42 PM	---		
8/1/2021 6:48 PM	---		
8/1/2021 6:54 PM	---		
8/1/2021 7:00 PM	---		
8/1/2021 7:06 PM	---		
8/1/2021 7:12 PM	---		
8/1/2021 7:18 PM	---		
8/1/2021 7:24 PM	---		
8/1/2021 7:30 PM	---		
8/1/2021 7:36 PM	---		
8/1/2021 7:42 PM	---		
8/1/2021 7:48 PM	---		
8/1/2021 7:54 PM	---		
8/1/2021 8:00 PM	---		
8/1/2021 8:06 PM	---		
8/1/2021 8:12 PM	---		
8/1/2021 8:18 PM	---		
8/1/2021 8:24 PM	---		
8/1/2021 8:30 PM	---		

**Opacity Data Summary Report**

**Company:** New York City D.E.P.  
 North River Wastewater Resource Recovery Facility  
 New York, NY 10031



**Data Group:** Valid Data  
**Report Name:** 3rd Quarter 2021

**Start of Report:** 7/1/2021 0:00  
**End of Report:** 9/30/2021 23:54

All Opacity Data

Date & Time	PE 1	PE 2	PE 4
	%	%	%
8/1/2021 8:36 PM	---		
8/1/2021 8:42 PM	---		
8/1/2021 8:48 PM	---		
8/1/2021 8:54 PM	---		
8/1/2021 9:00 PM	---		
8/1/2021 9:06 PM	---		
8/1/2021 9:12 PM	---		
8/1/2021 9:18 PM	---		
8/1/2021 9:24 PM	---		
8/1/2021 9:30 PM	---		
8/1/2021 9:36 PM	---		
8/1/2021 9:42 PM	---		
8/1/2021 9:48 PM	---		
8/1/2021 9:54 PM	---		
8/1/2021 10:00 PM	---		
8/1/2021 10:06 PM	---		
8/1/2021 10:12 PM	---		
8/1/2021 10:18 PM	---		
8/1/2021 10:24 PM	---		
8/1/2021 10:30 PM	---		
8/1/2021 10:36 PM	---		
8/1/2021 10:42 PM	---		
8/1/2021 10:48 PM	---		
8/1/2021 10:54 PM	---		
8/1/2021 11:00 PM	---		
8/1/2021 11:06 PM	---		
8/1/2021 11:12 PM	---		
8/1/2021 11:18 PM	---		
8/1/2021 11:24 PM	---		
8/1/2021 11:30 PM	---		
8/1/2021 11:36 PM	---		
8/1/2021 11:42 PM	---		
8/1/2021 11:48 PM	---		
8/1/2021 11:54 PM	---		
8/2/2021 12:00 AM	---		
8/2/2021 12:06 AM	---		
8/2/2021 12:12 AM	---		
8/2/2021 12:18 AM	---		
8/2/2021 12:24 AM	---		
8/2/2021 12:30 AM	---		
8/2/2021 12:36 AM	---		
8/2/2021 12:42 AM	---		
8/2/2021 12:48 AM	---		
8/2/2021 12:54 AM	---		
8/2/2021 1:00 AM	---		
8/2/2021 1:06 AM	---		
8/2/2021 1:12 AM	---		
8/2/2021 1:18 AM	---		
8/2/2021 1:24 AM	---		
8/2/2021 1:30 AM	---		

**Opacity Data Summary Report**

**Company:** New York City D.E.P.  
 North River Wastewater Resource Recovery Facility  
 New York, NY 10031



**Data Group:** Valid Data  
**Report Name:** 3rd Quarter 2021

**Start of Report:** 7/1/2021 0:00  
**End of Report:** 9/30/2021 23:54

All Opacity Data

Date & Time	PE 1	PE 2	PE 4
	%	%	%
8/2/2021 1:36 AM	---		
8/2/2021 1:42 AM	---		
8/2/2021 1:48 AM	---		
8/2/2021 1:54 AM	---		
8/2/2021 2:00 AM	---		
8/2/2021 2:06 AM	---		
8/2/2021 2:12 AM	---		
8/2/2021 2:18 AM	---		
8/2/2021 2:24 AM	---		
8/2/2021 2:30 AM	---		
8/2/2021 2:36 AM	---		
8/2/2021 2:42 AM	---		
8/2/2021 2:48 AM	---		
8/2/2021 2:54 AM	---		
8/2/2021 3:00 AM	---		
8/2/2021 3:06 AM	---		
8/2/2021 3:12 AM	---		
8/2/2021 3:18 AM	---		
8/2/2021 3:24 AM	---		
8/2/2021 3:30 AM	---		
8/2/2021 3:36 AM	---		
8/2/2021 3:42 AM	---		
8/2/2021 3:48 AM	---		
8/2/2021 3:54 AM	---		
8/2/2021 4:00 AM	---		
8/2/2021 4:06 AM	---		
8/2/2021 4:12 AM	---		
8/2/2021 4:18 AM	---		
8/2/2021 4:24 AM	---		
8/2/2021 4:30 AM	---		
8/2/2021 4:36 AM	---		
8/2/2021 4:42 AM	---		
8/2/2021 4:48 AM	---		
8/2/2021 4:54 AM	---		
8/2/2021 5:00 AM	---		
8/2/2021 5:06 AM	---		
8/2/2021 5:12 AM	---		
8/2/2021 5:18 AM	---		
8/2/2021 5:24 AM	---		
8/2/2021 5:30 AM	---		
8/2/2021 5:36 AM	---		
8/2/2021 5:42 AM	---		
8/2/2021 5:48 AM	---		
8/2/2021 5:54 AM	---		
8/2/2021 6:00 AM	---		
8/2/2021 6:06 AM	---		
8/2/2021 6:12 AM	---		
8/2/2021 6:18 AM	---		
8/2/2021 6:24 AM	---		
8/2/2021 6:30 AM	---		

## Opacity Data Summary Report

**Company:** New York City D.E.P.  
 North River Wastewater Resource Recovery Facility  
 New York, NY 10031



**Data Group:** Valid Data  
**Report Name:** 3rd Quarter 2021

**Start of Report:** 7/1/2021 0:00  
**End of Report:** 9/30/2021 23:54

All Opacity Data

Date & Time	PE 1	PE 2	PE 4
	%	%	%
8/2/2021 6:36 AM	---		
8/2/2021 6:42 AM	---		
8/2/2021 6:48 AM	---		
8/2/2021 6:54 AM	---		
8/2/2021 7:00 AM	---		
8/2/2021 7:06 AM	---		
8/2/2021 7:12 AM	---		
8/2/2021 7:18 AM	---		
8/2/2021 7:24 AM	---		
8/2/2021 7:30 AM	---		
8/2/2021 7:36 AM	---		
8/2/2021 7:42 AM	---		
8/2/2021 7:48 AM	---		
8/2/2021 7:54 AM	---		
8/2/2021 8:00 AM	---		
8/2/2021 8:06 AM	---		
8/2/2021 8:12 AM	---		
8/2/2021 8:18 AM	---		
8/2/2021 8:24 AM	---		
8/2/2021 8:30 AM	---		
8/2/2021 8:36 AM	---		
8/2/2021 8:42 AM	---		
8/2/2021 8:48 AM	---		
8/2/2021 8:54 AM	---		
8/2/2021 9:00 AM	---		
8/2/2021 9:06 AM	---		
8/2/2021 9:12 AM	---		
8/2/2021 9:18 AM	---		
8/2/2021 9:24 AM	---		
8/2/2021 9:30 AM	---		
8/2/2021 9:36 AM	---		
8/2/2021 9:42 AM	---		
8/2/2021 9:48 AM	---		
8/2/2021 9:54 AM	---		
8/2/2021 10:00 AM	---		
8/2/2021 10:06 AM	---		
8/2/2021 10:12 AM	---		
8/2/2021 10:18 AM	---		
8/2/2021 10:24 AM	---		
8/2/2021 10:30 AM	---		
8/2/2021 10:36 AM	---		
8/2/2021 10:42 AM	---		
8/2/2021 10:48 AM	---		
8/2/2021 10:54 AM	---		
8/2/2021 11:00 AM	---		
8/2/2021 11:06 AM	---		
8/2/2021 11:12 AM	---		
8/2/2021 11:18 AM	---		
8/2/2021 11:24 AM	---		
8/2/2021 11:30 AM	---		

## Opacity Data Summary Report

**Company:** New York City D.E.P.  
 North River Wastewater Resource Recovery Facility  
 New York, NY 10031



**Data Group:** Valid Data  
**Report Name:** 3rd Quarter 2021

**Start of Report:** 7/1/2021 0:00  
**End of Report:** 9/30/2021 23:54

All Opacity Data

Date & Time	PE 1	PE 2	PE 4
	%	%	%
8/2/2021 11:36 AM	---		
8/2/2021 11:42 AM	---		
8/2/2021 11:48 AM	---		---
8/2/2021 11:54 AM	0.229		3.047
8/2/2021 12:00 PM	11.742		12.133
8/2/2021 12:06 PM	0.492		3.064
8/2/2021 12:12 PM	0.472		3.045
8/2/2021 12:18 PM	0.418		3.049
8/2/2021 12:24 PM	0.341		3.061
8/2/2021 12:30 PM	0.247		3.061
8/2/2021 12:36 PM	0.229		3.06
8/2/2021 12:42 PM	0.371		3.044
8/2/2021 12:48 PM	0.464		3.048
8/2/2021 12:54 PM	0.513		3.056
8/2/2021 1:00 PM	0.549		3.07
8/2/2021 1:06 PM	0.587		3.06
8/2/2021 1:12 PM	0.593		3.018
8/2/2021 1:18 PM	0.609		3.015
8/2/2021 1:24 PM	0.602		3.032
8/2/2021 1:30 PM	0.587		3.041
8/2/2021 1:36 PM	0.578		3.048
8/2/2021 1:42 PM	0.577		3.044
8/2/2021 1:48 PM	0.584		3.042
8/2/2021 1:54 PM	0.59		3.064
8/2/2021 2:00 PM	0.606		3.061
8/2/2021 2:06 PM	0.589		3.06
8/2/2021 2:12 PM	0.554		3.066
8/2/2021 2:18 PM	0.529		3.096
8/2/2021 2:24 PM	0.498		3.134
8/2/2021 2:30 PM	0.535		3.159
8/2/2021 2:36 PM	0.605		3.121
8/2/2021 2:42 PM	0.715		3.106
8/2/2021 2:48 PM	0.823		3.087
8/2/2021 2:54 PM	0.874		3.082
8/2/2021 3:00 PM	0.913		3.096
8/2/2021 3:06 PM	0.98		3.133
8/2/2021 3:12 PM	1.005		3.208
8/2/2021 3:18 PM	1.023		3.202
8/2/2021 3:24 PM	1.027		3.164
8/2/2021 3:30 PM	1.035		3.158
8/2/2021 3:36 PM	1.063		3.153
8/2/2021 3:42 PM	1.084		3.21
8/2/2021 3:48 PM	1.072		3.259
8/2/2021 3:54 PM	1.07		3.253
8/2/2021 4:00 PM	1.073		3.217
8/2/2021 4:06 PM	1.027		3.166
8/2/2021 4:12 PM	0.983		3.19
8/2/2021 4:18 PM	0.944		3.198
8/2/2021 4:24 PM	0.965		3.161
8/2/2021 4:30 PM	0.989		3.147

## Opacity Data Summary Report

**Company:** New York City D.E.P.  
North River Wastewater Resource Recovery Facility  
New York, NY 10031



**Data Group:** Valid Data  
**Report Name:** 3rd Quarter 2021

**Start of Report:** 7/1/2021 0:00  
**End of Report:** 9/30/2021 23:54

All Opacity Data

Date & Time	PE 1	PE 2	PE 4
	%	%	%
8/2/2021 4:36 PM	0.985		3.147
8/2/2021 4:42 PM	0.975		3.155
8/2/2021 4:48 PM	0.972		3.129
8/2/2021 4:54 PM	0.979		3.1
8/2/2021 5:00 PM	0.991		3.124
8/2/2021 5:06 PM	1.004		3.187
8/2/2021 5:12 PM	1.015		3.194
8/2/2021 5:18 PM	1.019		3.098
8/2/2021 5:24 PM	1.033		3.04
8/2/2021 5:30 PM	1.028		3.076
8/2/2021 5:36 PM	1.014		3.103
8/2/2021 5:42 PM	1.002		3.082
8/2/2021 5:48 PM	1.004		3.094
8/2/2021 5:54 PM	1.021		3.082
8/2/2021 6:00 PM	1.011		3.107
8/2/2021 6:06 PM	0.996		3.107
8/2/2021 6:12 PM	1.022		3.089
8/2/2021 6:18 PM	1.058		3.08
8/2/2021 6:24 PM	1.043		3.053
8/2/2021 6:30 PM	1.004		3.041
8/2/2021 6:36 PM	1.009		3.067
8/2/2021 6:42 PM	1.008		3.055
8/2/2021 6:48 PM	1.02		3.055
8/2/2021 6:54 PM	1.034		3.055
8/2/2021 7:00 PM	1.019		3.064
8/2/2021 7:06 PM	1.008		3.025
8/2/2021 7:12 PM	1.005		3.041
8/2/2021 7:18 PM	1.028		3.086
8/2/2021 7:24 PM	1.038		3.116
8/2/2021 7:30 PM	1.047		3.07
8/2/2021 7:36 PM	1.053		3.067
8/2/2021 7:42 PM	1.046		3.109
8/2/2021 7:48 PM	1.046		3.108
8/2/2021 7:54 PM	1.029		3.063
8/2/2021 8:00 PM	1.023		3.08
8/2/2021 8:06 PM	1.042		3.131
8/2/2021 8:12 PM	1.041		3.105
8/2/2021 8:18 PM	1.038		3.094
8/2/2021 8:24 PM	1.035		3.078
8/2/2021 8:30 PM	1.046		3.055
8/2/2021 8:36 PM	1.024		3.111
8/2/2021 8:42 PM	1		3.093
8/2/2021 8:48 PM	0.994		3.074
8/2/2021 8:54 PM	0.993		3.115
8/2/2021 9:00 PM	0.978		3.127
8/2/2021 9:06 PM	0.977		3.109
8/2/2021 9:12 PM	0.974		3.095
8/2/2021 9:18 PM	0.951		3.128
8/2/2021 9:24 PM	0.937		3.184
8/2/2021 9:30 PM	0.941		3.188



## Opacity Data Summary Report

**Company:** New York City D.E.P.  
North River Wastewater Resource Recovery Facility  
New York, NY 10031



**Data Group:** Valid Data  
**Report Name:** 3rd Quarter 2021

**Start of Report:** 7/1/2021 0:00  
**End of Report:** 9/30/2021 23:54

All Opacity Data

Date & Time	PE 1	PE 2	PE 4
	%	%	%
8/2/2021 9:36 PM	0.957		3.175
8/2/2021 9:42 PM	0.954		3.163
8/2/2021 9:48 PM	0.932		3.107
8/2/2021 9:54 PM	0.925		3.085
8/2/2021 10:00 PM	0.922		3.103
8/2/2021 10:06 PM	0.921		3.109
8/2/2021 10:12 PM	0.913		3.094
8/2/2021 10:18 PM	0.899		3.109
8/2/2021 10:24 PM	0.904		3.154
8/2/2021 10:30 PM	0.913		3.173
8/2/2021 10:36 PM	0.911		3.17
8/2/2021 10:42 PM	0.898		3.149
8/2/2021 10:48 PM	0.883		3.164
8/2/2021 10:54 PM	0.88		3.165
8/2/2021 11:00 PM	0.882		3.157
8/2/2021 11:06 PM	0.876		3.201
8/2/2021 11:12 PM	0.878		3.204
8/2/2021 11:18 PM	0.856		3.192
8/2/2021 11:24 PM	0.854		3.229
8/2/2021 11:30 PM	0.889		3.215
8/2/2021 11:36 PM	0.911		3.172
8/2/2021 11:42 PM	0.92		3.142
8/2/2021 11:48 PM	0.917		3.165
8/2/2021 11:54 PM	0.993		3.057
8/3/2021 12:00 AM	1.384		1.764
8/3/2021 12:06 AM	1.28		0.981
8/3/2021 12:12 AM	0.969		0.985
8/3/2021 12:18 AM	0.872		1.017
8/3/2021 12:24 AM	0.818		1.032
8/3/2021 12:30 AM	0.764		1.02
8/3/2021 12:36 AM	0.712		1.026
8/3/2021 12:42 AM	0.669		1.048
8/3/2021 12:48 AM	0.617		1.03
8/3/2021 12:54 AM	0.578		1.016
8/3/2021 1:00 AM	0.506		1.032
8/3/2021 1:06 AM	0.389		1.024
8/3/2021 1:12 AM	0.331		1.02
8/3/2021 1:18 AM	0.322		1.031
8/3/2021 1:24 AM	0.292		1.036
8/3/2021 1:30 AM	0.249		1.049
8/3/2021 1:36 AM	0.217		1.048
8/3/2021 1:42 AM	0.189		1.036
8/3/2021 1:48 AM	0.18		1.045
8/3/2021 1:54 AM	0.191		1.046
8/3/2021 2:00 AM	0.345		1.03
8/3/2021 2:06 AM	0.439		1.025
8/3/2021 2:12 AM	0.4		1.058
8/3/2021 2:18 AM	0.378		1.07
8/3/2021 2:24 AM	0.37		1.071
8/3/2021 2:30 AM	0.418		1.06

## Opacity Data Summary Report

**Company:** New York City D.E.P.  
 North River Wastewater Resource Recovery Facility  
 New York, NY 10031  
**Data Group:** Valid Data  
**Report Name:** 3rd Quarter 2021  
**Start of Report:** 7/1/2021 0:00  
**End of Report:** 9/30/2021 23:54



All Opacity Data

Date & Time	PE 1	PE 2	PE 4
	%	%	%
8/3/2021 2:36 AM	0.45		1.045
8/3/2021 2:42 AM	0.429		1.052
8/3/2021 2:48 AM	0.448		1.057
8/3/2021 2:54 AM	0.452		1.05
8/3/2021 3:00 AM	0.421		1.06
8/3/2021 3:06 AM	0.417		1.063
8/3/2021 3:12 AM	0.424		1.063
8/3/2021 3:18 AM	0.442		1.067
8/3/2021 3:24 AM	0.425		1.076
8/3/2021 3:30 AM	0.434		1.07
8/3/2021 3:36 AM	0.451		1.068
8/3/2021 3:42 AM	0.454		1.069
8/3/2021 3:48 AM	0.454		1.063
8/3/2021 3:54 AM	0.457		1.071
8/3/2021 4:00 AM	0.45		1.073
8/3/2021 4:06 AM	0.443		1.068
8/3/2021 4:12 AM	0.445		1.058
8/3/2021 4:18 AM	0.446		1.059
8/3/2021 4:24 AM	0.459		1.068
8/3/2021 4:30 AM	0.44		1.077
8/3/2021 4:36 AM	0.454		1.079
8/3/2021 4:42 AM	0.488		1.077
8/3/2021 4:48 AM	0.46		1.086
8/3/2021 4:54 AM	0.458		1.098
8/3/2021 5:00 AM	0.291		1.09
8/3/2021 5:06 AM	0.011		1.088
8/3/2021 5:12 AM	-0.041		1.082
8/3/2021 5:18 AM	-0.035		1.088
8/3/2021 5:24 AM	-0.028		1.082
8/3/2021 5:30 AM	0.01		1.077
8/3/2021 5:36 AM	0.018		1.067
8/3/2021 5:42 AM	0.008		1.069
8/3/2021 5:48 AM	0.027		1.078
8/3/2021 5:54 AM	0.04		1.067
8/3/2021 6:00 AM	0.049		1.067
8/3/2021 6:06 AM	0.03		1.068
8/3/2021 6:12 AM	0.045		1.063
8/3/2021 6:18 AM	0.083		1.06
8/3/2021 6:24 AM	0.089		1.058
8/3/2021 6:30 AM	0.094		1.063
8/3/2021 6:36 AM	0.065		1.064
8/3/2021 6:42 AM	0.064		1.07
8/3/2021 6:48 AM	0.077		1.074
8/3/2021 6:54 AM	0.067		1.069
8/3/2021 7:00 AM	0.08		1.065
8/3/2021 7:06 AM	0.096		1.068
8/3/2021 7:12 AM	0.185		1.067
8/3/2021 7:18 AM	0.246		1.062
8/3/2021 7:24 AM	0.201		1.062
8/3/2021 7:30 AM	0.277		1.069

## Opacity Data Summary Report

**Company:** New York City D.E.P.  
 North River Wastewater Resource Recovery Facility  
 New York, NY 10031



**Data Group:** Valid Data  
**Report Name:** 3rd Quarter 2021

**Start of Report:** 7/1/2021 0:00  
**End of Report:** 9/30/2021 23:54

All Opacity Data

Date & Time	PE 1	PE 2	PE 4
	%	%	%
8/3/2021 7:36 AM	0.573		1.062
8/3/2021 7:42 AM	0.701		1.058
8/3/2021 7:48 AM	0.968		1.058
8/3/2021 7:54 AM	1.092		1.066
8/3/2021 8:00 AM	0.884		1.078
8/3/2021 8:06 AM	0.533		1.091
8/3/2021 8:12 AM	0.282		1.076
8/3/2021 8:18 AM	0.246		1.077
8/3/2021 8:24 AM	0.3		1.073
8/3/2021 8:30 AM	0.345		1.076
8/3/2021 8:36 AM	0.345		1.081
8/3/2021 8:42 AM	0.297		1.081
8/3/2021 8:48 AM	0.206		1.083
8/3/2021 8:54 AM	0.19		1.092
8/3/2021 9:00 AM	0.164		1.091
8/3/2021 9:06 AM	0.146		1.092
8/3/2021 9:12 AM	0.171		1.1
8/3/2021 9:18 AM	0.168		1.103
8/3/2021 9:24 AM	0.164		1.108
8/3/2021 9:30 AM	0.165		1.119
8/3/2021 9:36 AM	0.142		1.118
8/3/2021 9:42 AM	0.121		1.117
8/3/2021 9:48 AM	0.163		1.118
8/3/2021 9:54 AM	0.077		1.118
8/3/2021 10:00 AM	0.072		1.114
8/3/2021 10:06 AM	0.214		1.117
8/3/2021 10:12 AM	0.288		1.127
8/3/2021 10:18 AM	0.323		1.128
8/3/2021 10:24 AM	0.358		1.125
8/3/2021 10:30 AM	0.357		1.125
8/3/2021 10:36 AM	0.361		1.133
8/3/2021 10:42 AM	0.372		1.141
8/3/2021 10:48 AM	0.355		1.144
8/3/2021 10:54 AM	0.312		1.152
8/3/2021 11:00 AM	0.323		1.157
8/3/2021 11:06 AM	0.32		1.156
8/3/2021 11:12 AM	0.309		1.156
8/3/2021 11:18 AM	0.326		1.159
8/3/2021 11:24 AM	0.331		1.161
8/3/2021 11:30 AM	0.315		1.154
8/3/2021 11:36 AM	0.314		1.153
8/3/2021 11:42 AM	0.293		1.158
8/3/2021 11:48 AM	0.275		1.161
8/3/2021 11:54 AM	0.275		1.162
8/3/2021 12:00 PM	0.273		1.166
8/3/2021 12:06 PM	0.222		1.188
8/3/2021 12:12 PM	0.222		1.185
8/3/2021 12:18 PM	0.223		1.19
8/3/2021 12:24 PM	0.223		1.187
8/3/2021 12:30 PM	0.211		1.292

## Opacity Data Summary Report

**Company:** New York City D.E.P.  
 North River Wastewater Resource Recovery Facility  
 New York, NY 10031



**Data Group:** Valid Data  
**Report Name:** 3rd Quarter 2021

**Start of Report:** 7/1/2021 0:00  
**End of Report:** 9/30/2021 23:54

All Opacity Data

Date & Time	PE 1	PE 2	PE 4
	%	%	%
8/3/2021 12:36 PM	0.217		8.161
8/3/2021 12:42 PM	0.232		5.293
8/3/2021 12:48 PM	0.234		1.278
8/3/2021 12:54 PM	0.245		1.135
8/3/2021 1:00 PM	0.273		1.137
8/3/2021 1:06 PM	0.274		1.141
8/3/2021 1:12 PM	0.293		1.143
8/3/2021 1:18 PM	0.288		1.146
8/3/2021 1:24 PM	0.304		1.159
8/3/2021 1:30 PM	0.306		1.163
8/3/2021 1:36 PM	0.295		1.169
8/3/2021 1:42 PM	0.294		1.176
8/3/2021 1:48 PM	0.305		1.177
8/3/2021 1:54 PM	0.318		1.171
8/3/2021 2:00 PM	0.3		1.168
8/3/2021 2:06 PM	0.291		1.175
8/3/2021 2:12 PM	0.297		1.182
8/3/2021 2:18 PM	0.277		1.181
8/3/2021 2:24 PM	0.294		1.186
8/3/2021 2:30 PM	0.298		1.191
8/3/2021 2:36 PM	0.293		1.191
8/3/2021 2:42 PM	0.297		1.194
8/3/2021 2:48 PM	0.307		1.202
8/3/2021 2:54 PM	0.305		1.208
8/3/2021 3:00 PM	0.302		1.207
8/3/2021 3:06 PM	0.313		1.204
8/3/2021 3:12 PM	0.301		1.195
8/3/2021 3:18 PM	0.291		1.196
8/3/2021 3:24 PM	0.292		1.198
8/3/2021 3:30 PM	0.307		1.198
8/3/2021 3:36 PM	0.307		1.202
8/3/2021 3:42 PM	0.298		1.206
8/3/2021 3:48 PM	0.284		1.211
8/3/2021 3:54 PM	0.289		1.212
8/3/2021 4:00 PM	0.293		1.204
8/3/2021 4:06 PM	0.283		1.207
8/3/2021 4:12 PM	0.265		1.217
8/3/2021 4:18 PM	0.266		1.22
8/3/2021 4:24 PM	0.262		1.219
8/3/2021 4:30 PM	0.263		1.226
8/3/2021 4:36 PM	0.267		1.233
8/3/2021 4:42 PM	0.259		1.241
8/3/2021 4:48 PM	0.267		1.24
8/3/2021 4:54 PM	0.293		1.233
8/3/2021 5:00 PM	0.286		1.237
8/3/2021 5:06 PM	0.285		1.238
8/3/2021 5:12 PM	0.308		1.24
8/3/2021 5:18 PM	0.307		1.247
8/3/2021 5:24 PM	0.297		1.257
8/3/2021 5:30 PM	0.285		1.261

## Opacity Data Summary Report

**Company:** New York City D.E.P.  
North River Wastewater Resource Recovery Facility  
New York, NY 10031



**Data Group:** Valid Data  
**Report Name:** 3rd Quarter 2021

**Start of Report:** 7/1/2021 0:00  
**End of Report:** 9/30/2021 23:54

All Opacity Data

Date & Time	PE 1	PE 2	PE 4
	%	%	%
8/3/2021 5:36 PM	0.296		1.263
8/3/2021 5:42 PM	0.286		1.272
8/3/2021 5:48 PM	0.268		1.274
8/3/2021 5:54 PM	0.276		1.264
8/3/2021 6:00 PM	0.28		1.26
8/3/2021 6:06 PM	0.295		1.257
8/3/2021 6:12 PM	0.282		1.255
8/3/2021 6:18 PM	0.246		1.252
8/3/2021 6:24 PM	0.257		1.254
8/3/2021 6:30 PM	0.264		1.257
8/3/2021 6:36 PM	0.251		1.259
8/3/2021 6:42 PM	0.258		1.262
8/3/2021 6:48 PM	0.238		1.265
8/3/2021 6:54 PM	0.239		1.268
8/3/2021 7:00 PM	0.24		1.268
8/3/2021 7:06 PM	0.239		1.274
8/3/2021 7:12 PM	0.249		1.278
8/3/2021 7:18 PM	0.236		1.28
8/3/2021 7:24 PM	0.272		1.28
8/3/2021 7:30 PM	0.282		1.282
8/3/2021 7:36 PM	0.227		1.285
8/3/2021 7:42 PM	0.213		1.289
8/3/2021 7:48 PM	0.247		1.291
8/3/2021 7:54 PM	0.268		1.289
8/3/2021 8:00 PM	0.229		1.29
8/3/2021 8:06 PM	0.194		1.296
8/3/2021 8:12 PM	0.199		1.301
8/3/2021 8:18 PM	0.223		1.298
8/3/2021 8:24 PM	0.198		1.298
8/3/2021 8:30 PM	0.154		1.303
8/3/2021 8:36 PM	0.153		1.305
8/3/2021 8:42 PM	0.173		1.305
8/3/2021 8:48 PM	0.197		1.305
8/3/2021 8:54 PM	0.167		1.303
8/3/2021 9:00 PM	0.157		1.31
8/3/2021 9:06 PM	0.17		1.312
8/3/2021 9:12 PM	0.185		1.311
8/3/2021 9:18 PM	0.171		1.312
8/3/2021 9:24 PM	0.157		1.312
8/3/2021 9:30 PM	0.14		1.32
8/3/2021 9:36 PM	0.138		1.324
8/3/2021 9:42 PM	0.138		1.332
8/3/2021 9:48 PM	0.14		1.339
8/3/2021 9:54 PM	0.115		1.339
8/3/2021 10:00 PM	0.093		1.339
8/3/2021 10:06 PM	0.089		1.338
8/3/2021 10:12 PM	0.122		1.337
8/3/2021 10:18 PM	0.139		1.337
8/3/2021 10:24 PM	0.142		1.338
8/3/2021 10:30 PM	0.152		1.336

## Opacity Data Summary Report

**Company:** New York City D.E.P.  
North River Wastewater Resource Recovery Facility  
New York, NY 10031



**Data Group:** Valid Data  
**Report Name:** 3rd Quarter 2021

**Start of Report:** 7/1/2021 0:00  
**End of Report:** 9/30/2021 23:54

All Opacity Data

Date & Time	PE 1	PE 2	PE 4
	%	%	%
8/3/2021 10:36 PM	0.162		1.336
8/3/2021 10:42 PM	0.169		1.338
8/3/2021 10:48 PM	0.16		1.341
8/3/2021 10:54 PM	0.141		1.343
8/3/2021 11:00 PM	0.137		1.344
8/3/2021 11:06 PM	0.14		1.346
8/3/2021 11:12 PM	0.14		1.346
8/3/2021 11:18 PM	0.141		1.35
8/3/2021 11:24 PM	0.128		1.354
8/3/2021 11:30 PM	0.121		1.353
8/3/2021 11:36 PM	0.135		1.357
8/3/2021 11:42 PM	0.12		1.362
8/3/2021 11:48 PM	0.106		1.361
8/3/2021 11:54 PM	0.3		1.364
8/4/2021 12:00 AM	0.401		1.368
8/4/2021 12:06 AM	0.327		1.368
8/4/2021 12:12 AM	0.316		1.366
8/4/2021 12:18 AM	0.306		1.366
8/4/2021 12:24 AM	0.278		1.369
8/4/2021 12:30 AM	0.248		1.37
8/4/2021 12:36 AM	0.238		1.37
8/4/2021 12:42 AM	0.227		1.371
8/4/2021 12:48 AM	0.224		1.372
8/4/2021 12:54 AM	0.23		1.372
8/4/2021 1:00 AM	0.238		1.372
8/4/2021 1:06 AM	0.227		1.376
8/4/2021 1:12 AM	0.24		1.375
8/4/2021 1:18 AM	0.239		1.373
8/4/2021 1:24 AM	0.219		1.377
8/4/2021 1:30 AM	0.229		1.382
8/4/2021 1:36 AM	0.253		1.386
8/4/2021 1:42 AM	0.246		1.387
8/4/2021 1:48 AM	0.251		1.387
8/4/2021 1:54 AM	0.277		1.386
8/4/2021 2:00 AM	0.284		1.389
8/4/2021 2:06 AM	0.28		1.39
8/4/2021 2:12 AM	0.284		1.391
8/4/2021 2:18 AM	0.302		1.391
8/4/2021 2:24 AM	0.296		1.394
8/4/2021 2:30 AM	0.297		1.394
8/4/2021 2:36 AM	0.282		1.391
8/4/2021 2:42 AM	0.3		1.397
8/4/2021 2:48 AM	0.338		1.407
8/4/2021 2:54 AM	0.349		1.411
8/4/2021 3:00 AM	0.311		1.405
8/4/2021 3:06 AM	0.301		1.401
8/4/2021 3:12 AM	0.308		1.406
8/4/2021 3:18 AM	0.299		1.405
8/4/2021 3:24 AM	0.287		1.403
8/4/2021 3:30 AM	0.294		1.404

## Opacity Data Summary Report

**Company:** New York City D.E.P.  
North River Wastewater Resource Recovery Facility  
New York, NY 10031



**Data Group:** Valid Data  
**Report Name:** 3rd Quarter 2021

**Start of Report:** 7/1/2021 0:00  
**End of Report:** 9/30/2021 23:54

All Opacity Data

Date & Time	PE 1	PE 2	PE 4
	%	%	%
8/4/2021 3:36 AM	0.297		1.407
8/4/2021 3:42 AM	0.273		1.411
8/4/2021 3:48 AM	0.281		1.413
8/4/2021 3:54 AM	0.273		1.419
8/4/2021 4:00 AM	0.266		1.422
8/4/2021 4:06 AM	0.272		1.419
8/4/2021 4:12 AM	0.278		1.422
8/4/2021 4:18 AM	0.308		1.422
8/4/2021 4:24 AM	0.337		1.425
8/4/2021 4:30 AM	0.377		1.424
8/4/2021 4:36 AM	0.422		1.422
8/4/2021 4:42 AM	0.418		1.423
8/4/2021 4:48 AM	0.436		1.426
8/4/2021 4:54 AM	0.454		1.426
8/4/2021 5:00 AM	0.452		1.425
8/4/2021 5:06 AM	0.475		1.426
8/4/2021 5:12 AM	0.427		1.426
8/4/2021 5:18 AM	0.104		1.427
8/4/2021 5:24 AM	-0.062		1.426
8/4/2021 5:30 AM	-0.041		1.425
8/4/2021 5:36 AM	-0.025		1.422
8/4/2021 5:42 AM	0.013		1.419
8/4/2021 5:48 AM	0.043		1.418
8/4/2021 5:54 AM	0.043		1.42
8/4/2021 6:00 AM	0.052		1.423
8/4/2021 6:06 AM	0.079		1.418
8/4/2021 6:12 AM	0.087		1.412
8/4/2021 6:18 AM	0.196		1.412
8/4/2021 6:24 AM	0.487		1.417
8/4/2021 6:30 AM	0.575		1.417
8/4/2021 6:36 AM	0.396		1.416
8/4/2021 6:42 AM	0.269		1.416
8/4/2021 6:48 AM	0.311		1.417
8/4/2021 6:54 AM	0.375		1.416
8/4/2021 7:00 AM	0.387		1.416
8/4/2021 7:06 AM	0.391		1.419
8/4/2021 7:12 AM	0.533		1.419
8/4/2021 7:18 AM	0.682		1.42
8/4/2021 7:24 AM	0.702		1.42
8/4/2021 7:30 AM	0.726		1.421
8/4/2021 7:36 AM	0.718		1.423
8/4/2021 7:42 AM	0.702		1.421
8/4/2021 7:48 AM	0.67		1.42
8/4/2021 7:54 AM	0.638		1.421
8/4/2021 8:00 AM	0.638		1.418
8/4/2021 8:06 AM	0.629		1.418
8/4/2021 8:12 AM	0.589		1.42
8/4/2021 8:18 AM	0.558		4.17
8/4/2021 8:24 AM	0.425		11.977
8/4/2021 8:30 AM	0.308		9.607

## Opacity Data Summary Report

**Company:** New York City D.E.P.  
North River Wastewater Resource Recovery Facility  
New York, NY 10031



**Data Group:** Valid Data  
**Report Name:** 3rd Quarter 2021

**Start of Report:** 7/1/2021 0:00  
**End of Report:** 9/30/2021 23:54

All Opacity Data

Date & Time	PE 1	PE 2	PE 4
	%	%	%
8/4/2021 8:36 AM	0.361		4.574
8/4/2021 8:42 AM	0.393		3.933
8/4/2021 8:48 AM	0.392		3.78
8/4/2021 8:54 AM	0.382		3.676
8/4/2021 9:00 AM	0.389		3.636
8/4/2021 9:06 AM	0.385		3.652
8/4/2021 9:12 AM	0.38		3.633
8/4/2021 9:18 AM	0.376		3.66
8/4/2021 9:24 AM	0.37		3.718
8/4/2021 9:30 AM	0.358		3.748
8/4/2021 9:36 AM	0.33		3.687
8/4/2021 9:42 AM	0.341		3.558
8/4/2021 9:48 AM	0.332		3.447
8/4/2021 9:54 AM	0.296		3.437
8/4/2021 10:00 AM	0.264		3.388
8/4/2021 10:06 AM	0.251		3.372
8/4/2021 10:12 AM	0.237		3.366
8/4/2021 10:18 AM	0.226		3.292
8/4/2021 10:24 AM	0.221		3.258
8/4/2021 10:30 AM	0.229		3.228
8/4/2021 10:36 AM	0.216		3.234
8/4/2021 10:42 AM	0.198		3.233
8/4/2021 10:48 AM	0.183		3.187
8/4/2021 10:54 AM	0.18		3.155
8/4/2021 11:00 AM	0.184		3.184
8/4/2021 11:06 AM	0.157		3.156
8/4/2021 11:12 AM	0.138		3.145
8/4/2021 11:18 AM	0.14		3.18
8/4/2021 11:24 AM	0.151		3.127
8/4/2021 11:30 AM	0.163		3.074
8/4/2021 11:36 AM	0.164		3.011
8/4/2021 11:42 AM	0.156		2.899
8/4/2021 11:48 AM	0.151		2.885
8/4/2021 11:54 AM	0.228		2.894
8/4/2021 12:00 PM	0.399		2.88
8/4/2021 12:06 PM	0.678		2.875
8/4/2021 12:12 PM	0.747		2.912
8/4/2021 12:18 PM	0.839		2.897
8/4/2021 12:24 PM	0.898		2.893
8/4/2021 12:30 PM	1.041		2.998
8/4/2021 12:36 PM	0.94		3.089
8/4/2021 12:42 PM	0.619		2.663
8/4/2021 12:48 PM	0.484		1.519
8/4/2021 12:54 PM	0.355		0.997
8/4/2021 1:00 PM	0.32		1.019
8/4/2021 1:06 PM	0.519		1.018
8/4/2021 1:12 PM	0.725		1.016
8/4/2021 1:18 PM	0.858		1.03
8/4/2021 1:24 PM	0.912		2.842
8/4/2021 1:30 PM	0.78		4.599



## Opacity Data Summary Report

**Company:** New York City D.E.P.  
North River Wastewater Resource Recovery Facility  
New York, NY 10031



**Data Group:** Valid Data  
**Report Name:** 3rd Quarter 2021

**Start of Report:** 7/1/2021 0:00  
**End of Report:** 9/30/2021 23:54

All Opacity Data

Date & Time	PE 1	PE 2	PE 4
	%	%	%
8/4/2021 1:36 PM	0.451		3.732
8/4/2021 1:42 PM	0.355		3.479
8/4/2021 1:48 PM	0.332		3.292
8/4/2021 1:54 PM	0.308		3.193
8/4/2021 2:00 PM	0.299		3.216
8/4/2021 2:06 PM	0.399		3.219
8/4/2021 2:12 PM	0.621		3.189
8/4/2021 2:18 PM	0.717		3.215
8/4/2021 2:24 PM	0.768		3.203
8/4/2021 2:30 PM	0.784		3.184
8/4/2021 2:36 PM	0.823		3.163
8/4/2021 2:42 PM	0.84		3.119
8/4/2021 2:48 PM	0.846		3.067
8/4/2021 2:54 PM	0.878		3.046
8/4/2021 3:00 PM	0.878		3.105
8/4/2021 3:06 PM	0.882		3.011
8/4/2021 3:12 PM	0.895		2.957
8/4/2021 3:18 PM	0.881		2.978
8/4/2021 3:24 PM	0.877		3.025
8/4/2021 3:30 PM	0.894		3.053
8/4/2021 3:36 PM	0.918		3.019
8/4/2021 3:42 PM	0.926		3.002
8/4/2021 3:48 PM	0.93		3.015
8/4/2021 3:54 PM	0.935		3.002
8/4/2021 4:00 PM	0.942		2.98
8/4/2021 4:06 PM	0.934		3.047
8/4/2021 4:12 PM	0.908		3.06
8/4/2021 4:18 PM	0.896		3.013
8/4/2021 4:24 PM	0.927		2.997
8/4/2021 4:30 PM	0.945		2.974
8/4/2021 4:36 PM	0.944		2.965
8/4/2021 4:42 PM	0.924		2.977
8/4/2021 4:48 PM	0.923		2.973
8/4/2021 4:54 PM	0.951		2.987
8/4/2021 5:00 PM	0.958		2.986
8/4/2021 5:06 PM	0.964		2.945
8/4/2021 5:12 PM	0.954		2.927
8/4/2021 5:18 PM	0.943		2.976
8/4/2021 5:24 PM	0.911		2.981
8/4/2021 5:30 PM	0.893		2.963
8/4/2021 5:36 PM	0.91		2.981
8/4/2021 5:42 PM	0.913		2.969
8/4/2021 5:48 PM	0.92		2.965
8/4/2021 5:54 PM	0.907		3.011
8/4/2021 6:00 PM	0.9		3.024
8/4/2021 6:06 PM	0.898		3.033
8/4/2021 6:12 PM	0.884		3.004
8/4/2021 6:18 PM	0.869		2.948
8/4/2021 6:24 PM	0.856		2.923
8/4/2021 6:30 PM	0.847		2.927

## Opacity Data Summary Report

**Company:** New York City D.E.P.  
North River Wastewater Resource Recovery Facility  
New York, NY 10031



**Data Group:** Valid Data  
**Report Name:** 3rd Quarter 2021

**Start of Report:** 7/1/2021 0:00  
**End of Report:** 9/30/2021 23:54

All Opacity Data

Date & Time	PE 1	PE 2	PE 4
	%	%	%
8/4/2021 6:36 PM	0.83		2.959
8/4/2021 6:42 PM	0.837		2.967
8/4/2021 6:48 PM	0.855		2.977
8/4/2021 6:54 PM	0.842		2.993
8/4/2021 7:00 PM	0.81		2.965
8/4/2021 7:06 PM	0.802		2.986
8/4/2021 7:12 PM	0.783		2.993
8/4/2021 7:18 PM	0.768		2.969
8/4/2021 7:24 PM	0.785		2.987
8/4/2021 7:30 PM	0.791		2.986
8/4/2021 7:36 PM	0.797		2.978
8/4/2021 7:42 PM	0.803		2.959
8/4/2021 7:48 PM	0.808		2.938
8/4/2021 7:54 PM	0.833		2.969
8/4/2021 8:00 PM	0.83		2.973
8/4/2021 8:06 PM	0.813		2.975
8/4/2021 8:12 PM	0.813		2.966
8/4/2021 8:18 PM	0.825		2.948
8/4/2021 8:24 PM	0.878		2.967
8/4/2021 8:30 PM	0.86		2.959
8/4/2021 8:36 PM	0.821		2.955
8/4/2021 8:42 PM	0.817		2.979
8/4/2021 8:48 PM	0.8		2.989
8/4/2021 8:54 PM	0.784		3.008
8/4/2021 9:00 PM	0.777		3.033
8/4/2021 9:06 PM	0.785		3.039
8/4/2021 9:12 PM	0.807		3.045
8/4/2021 9:18 PM	0.805		3.033
8/4/2021 9:24 PM	0.785		3.091
8/4/2021 9:30 PM	0.776		3.132
8/4/2021 9:36 PM	0.785		3.098
8/4/2021 9:42 PM	0.777		3.053
8/4/2021 9:48 PM	0.758		3.034
8/4/2021 9:54 PM	0.767		3.083
8/4/2021 10:00 PM	0.787		3.086
8/4/2021 10:06 PM	0.792		3.064
8/4/2021 10:12 PM	0.783		3.033
8/4/2021 10:18 PM	0.801		3.022
8/4/2021 10:24 PM	0.814		3.018
8/4/2021 10:30 PM	0.794		3.043
8/4/2021 10:36 PM	0.782		3.063
8/4/2021 10:42 PM	0.786		3.067
8/4/2021 10:48 PM	0.789		3.068
8/4/2021 10:54 PM	0.79		3.051
8/4/2021 11:00 PM	0.801		3.057
8/4/2021 11:06 PM	0.793		3.084
8/4/2021 11:12 PM	0.791		3.116
8/4/2021 11:18 PM	0.788		3.097
8/4/2021 11:24 PM	0.796		3.067
8/4/2021 11:30 PM	0.811		3.107

## Opacity Data Summary Report

**Company:** New York City D.E.P.  
North River Wastewater Resource Recovery Facility  
New York, NY 10031



**Data Group:** Valid Data  
**Report Name:** 3rd Quarter 2021

**Start of Report:** 7/1/2021 0:00  
**End of Report:** 9/30/2021 23:54

All Opacity Data

Date & Time	PE 1	PE 2	PE 4
	%	%	%
8/4/2021 11:36 PM	0.807		3.131
8/4/2021 11:42 PM	0.824		3.091
8/4/2021 11:48 PM	0.84		3.051
8/4/2021 11:54 PM	0.832		3.052
8/5/2021 12:00 AM	0.836		3.084
8/5/2021 12:06 AM	0.829		3.075
8/5/2021 12:12 AM	0.825		3.063
8/5/2021 12:18 AM	0.83		3.093
8/5/2021 12:24 AM	0.843		3.147
8/5/2021 12:30 AM	0.836		3.179
8/5/2021 12:36 AM	0.828		3.203
8/5/2021 12:42 AM	0.837		3.214
8/5/2021 12:48 AM	0.831		3.192
8/5/2021 12:54 AM	0.985		2.006
8/5/2021 1:00 AM	0.765		1.066
8/5/2021 1:06 AM	0.463		1.101
8/5/2021 1:12 AM	0.36		1.11
8/5/2021 1:18 AM	0.327		1.113
8/5/2021 1:24 AM	0.393		1.115
8/5/2021 1:30 AM	0.438		1.121
8/5/2021 1:36 AM	0.493		1.128
8/5/2021 1:42 AM	0.584		1.135
8/5/2021 1:48 AM	0.653		1.131
8/5/2021 1:54 AM	0.638		1.136
8/5/2021 2:00 AM	0.602		1.13
8/5/2021 2:06 AM	0.605		1.125
8/5/2021 2:12 AM	0.607		1.11
8/5/2021 2:18 AM	0.551		1.106
8/5/2021 2:24 AM	0.196		1.12
8/5/2021 2:30 AM	0.006		1.096
8/5/2021 2:36 AM	0.033		1.1
8/5/2021 2:42 AM	0.035		1.105
8/5/2021 2:48 AM	0.044		1.11
8/5/2021 2:54 AM	0.068		1.091
8/5/2021 3:00 AM	0.069		1.092
8/5/2021 3:06 AM	0.06		1.1
8/5/2021 3:12 AM	0.067		1.094
8/5/2021 3:18 AM	0.077		1.1
8/5/2021 3:24 AM	0.08		1.096
8/5/2021 3:30 AM	0.094		1.081
8/5/2021 3:36 AM	0.076		1.078
8/5/2021 3:42 AM	0.06		1.082
8/5/2021 3:48 AM	0.06		1.076
8/5/2021 3:54 AM	0.071		1.083
8/5/2021 4:00 AM	0.09		1.082
8/5/2021 4:06 AM	0.104		1.081
8/5/2021 4:12 AM	0.102		1.08
8/5/2021 4:18 AM	0.093		1.095
8/5/2021 4:24 AM	0.084		1.096
8/5/2021 4:30 AM	0.077		1.084

## Opacity Data Summary Report

**Company:** New York City D.E.P.  
North River Wastewater Resource Recovery Facility  
New York, NY 10031



**Data Group:** Valid Data  
**Report Name:** 3rd Quarter 2021

**Start of Report:** 7/1/2021 0:00  
**End of Report:** 9/30/2021 23:54

All Opacity Data

Date & Time	PE 1	PE 2	PE 4
	%	%	%
8/5/2021 4:36 AM	0.084		1.089
8/5/2021 4:42 AM	0.099		1.082
8/5/2021 4:48 AM	0.117		1.082
8/5/2021 4:54 AM	0.108		1.089
8/5/2021 5:00 AM	0.113		1.094
8/5/2021 5:06 AM	0.125		1.1
8/5/2021 5:12 AM	0.133		1.104
8/5/2021 5:18 AM	0.158		1.116
8/5/2021 5:24 AM	0.156		1.135
8/5/2021 5:30 AM	0.14		1.128
8/5/2021 5:36 AM	0.141		1.116
8/5/2021 5:42 AM	0.142		1.124
8/5/2021 5:48 AM	0.128		1.128
8/5/2021 5:54 AM	0.124		1.114
8/5/2021 6:00 AM	0.123		1.101
8/5/2021 6:06 AM	0.14		1.092
8/5/2021 6:12 AM	0.142		1.087
8/5/2021 6:18 AM	0.137		1.087
8/5/2021 6:24 AM	0.119		1.089
8/5/2021 6:30 AM	0.299		1.078
8/5/2021 6:36 AM	0.561		1.073
8/5/2021 6:42 AM	0.603		1.086
8/5/2021 6:48 AM	0.643		1.086
8/5/2021 6:54 AM	0.664		1.09
8/5/2021 7:00 AM	0.66		1.1
8/5/2021 7:06 AM	0.632		1.114
8/5/2021 7:12 AM	0.608		1.119
8/5/2021 7:18 AM	0.604		1.12
8/5/2021 7:24 AM	0.568		1.114
8/5/2021 7:30 AM	0.542		1.114
8/5/2021 7:36 AM	0.54		1.099
8/5/2021 7:42 AM	0.499		1.098
8/5/2021 7:48 AM	0.449		1.092
8/5/2021 7:54 AM	0.445		1.089
8/5/2021 8:00 AM	0.286		1.084
8/5/2021 8:06 AM	0.205		1.077
8/5/2021 8:12 AM	0.299		1.079
8/5/2021 8:18 AM	0.32		1.077
8/5/2021 8:24 AM	0.316		1.073
8/5/2021 8:30 AM	0.331		1.067
8/5/2021 8:36 AM	0.339		1.068
8/5/2021 8:42 AM	0.338		1.066
8/5/2021 8:48 AM	0.343		1.062
8/5/2021 8:54 AM	0.335		1.06
8/5/2021 9:00 AM	0.315		1.07
8/5/2021 9:06 AM	0.316		1.063
8/5/2021 9:12 AM	0.289		1.065
8/5/2021 9:18 AM	0.272		1.059
8/5/2021 9:24 AM	0.276		1.055
8/5/2021 9:30 AM	0.268		1.056

## Opacity Data Summary Report

**Company:** New York City D.E.P.  
North River Wastewater Resource Recovery Facility  
New York, NY 10031



**Data Group:** Valid Data  
**Report Name:** 3rd Quarter 2021

**Start of Report:** 7/1/2021 0:00  
**End of Report:** 9/30/2021 23:54

All Opacity Data

Date & Time	PE 1	PE 2	PE 4
	%	%	%
8/5/2021 9:36 AM	0.238		1.054
8/5/2021 9:42 AM	0.232		1.069
8/5/2021 9:48 AM	0.238		1.074
8/5/2021 9:54 AM	0.242		1.081
8/5/2021 10:00 AM	0.258		1.093
8/5/2021 10:06 AM	0.253		1.098
8/5/2021 10:12 AM	0.248		1.099
8/5/2021 10:18 AM	0.253		1.101
8/5/2021 10:24 AM	0.245		1.111
8/5/2021 10:30 AM	0.237		1.117
8/5/2021 10:36 AM	0.222		1.126
8/5/2021 10:42 AM	0.209		1.132
8/5/2021 10:48 AM	0.22		1.133
8/5/2021 10:54 AM	0.22		1.133
8/5/2021 11:00 AM	0.212		1.14
8/5/2021 11:06 AM	0.214		1.142
8/5/2021 11:12 AM	0.219		1.14
8/5/2021 11:18 AM	0.214		1.139
8/5/2021 11:24 AM	0.223		1.134
8/5/2021 11:30 AM	0.241		1.138
8/5/2021 11:36 AM	0.236		1.139
8/5/2021 11:42 AM	0.215		1.14
8/5/2021 11:48 AM	0.214		1.147
8/5/2021 11:54 AM	0.244		1.158
8/5/2021 12:00 PM	4.009		4.564
8/5/2021 12:06 PM	3.977		4.625
8/5/2021 12:12 PM	0.177		1.122
8/5/2021 12:18 PM	0.182		1.125
8/5/2021 12:24 PM	0.172		1.126
8/5/2021 12:30 PM	0.19		1.128
8/5/2021 12:36 PM	0.211		1.131
8/5/2021 12:42 PM	0.213		1.13
8/5/2021 12:48 PM	0.222		1.132
8/5/2021 12:54 PM	0.312		1.13
8/5/2021 1:00 PM	0.493		1.119
8/5/2021 1:06 PM	0.452		1.12
8/5/2021 1:12 PM	0.364		1.127
8/5/2021 1:18 PM	0.363		1.134
8/5/2021 1:24 PM	0.998		1.139
8/5/2021 1:30 PM	1.471		1.134
8/5/2021 1:36 PM	1.31		5.273
8/5/2021 1:42 PM	0.745		11.235
8/5/2021 1:48 PM	0.301		7.716
8/5/2021 1:54 PM	0.367		4.352
8/5/2021 2:00 PM	0.375		3.732
8/5/2021 2:06 PM	0.398		3.566
8/5/2021 2:12 PM	0.435		3.44
8/5/2021 2:18 PM	0.439		3.436
8/5/2021 2:24 PM	0.397		3.497
8/5/2021 2:30 PM	0.361		3.478

## Opacity Data Summary Report

**Company:** New York City D.E.P.  
 North River Wastewater Resource Recovery Facility  
 New York, NY 10031



**Data Group:** Valid Data  
**Report Name:** 3rd Quarter 2021

**Start of Report:** 7/1/2021 0:00  
**End of Report:** 9/30/2021 23:54

All Opacity Data

Date & Time	PE 1	PE 2	PE 4
	%	%	%
8/5/2021 2:36 PM	0.346		3.423
8/5/2021 2:42 PM	0.344		3.376
8/5/2021 2:48 PM	0.346		3.324
8/5/2021 2:54 PM	0.334		3.316
8/5/2021 3:00 PM	0.317		3.266
8/5/2021 3:06 PM	0.318		3.219
8/5/2021 3:12 PM	0.319		3.178
8/5/2021 3:18 PM	0.286		3.174
8/5/2021 3:24 PM	0.291		3.139
8/5/2021 3:30 PM	0.313		3.11
8/5/2021 3:36 PM	0.315		3.131
8/5/2021 3:42 PM	0.295		3.13
8/5/2021 3:48 PM	0.283		3.067
8/5/2021 3:54 PM	0.3		3.073
8/5/2021 4:00 PM	0.301		3.113
8/5/2021 4:06 PM	0.392		3.117
8/5/2021 4:12 PM	0.489		3.092
8/5/2021 4:18 PM	0.538		3.053
8/5/2021 4:24 PM	0.563		3.036
8/5/2021 4:30 PM	0.578		3.036
8/5/2021 4:36 PM	0.579		3.001
8/5/2021 4:42 PM	0.588		2.977
8/5/2021 4:48 PM	0.604		2.979
8/5/2021 4:54 PM	0.603		3.001
8/5/2021 5:00 PM	0.599		3.029
8/5/2021 5:06 PM	0.575		3.066
8/5/2021 5:12 PM	0.528		3.105
8/5/2021 5:18 PM	0.509		3.083
8/5/2021 5:24 PM	0.521		3.076
8/5/2021 5:30 PM	0.531		3.095
8/5/2021 5:36 PM	0.531		3.083
8/5/2021 5:42 PM	0.534		3.091
8/5/2021 5:48 PM	0.526		3.08
8/5/2021 5:54 PM	0.526		3.091
8/5/2021 6:00 PM	0.528		3.077
8/5/2021 6:06 PM	0.538		3.039
8/5/2021 6:12 PM	0.563		3.062
8/5/2021 6:18 PM	0.594		3.086
8/5/2021 6:24 PM	0.597		3.071
8/5/2021 6:30 PM	0.569		3.054
8/5/2021 6:36 PM	0.533		3.045
8/5/2021 6:42 PM	0.501		3.021
8/5/2021 6:48 PM	0.495		3.003
8/5/2021 6:54 PM	0.503		2.996
8/5/2021 7:00 PM	0.493		2.977
8/5/2021 7:06 PM	0.463		3
8/5/2021 7:12 PM	0.431		3.02
8/5/2021 7:18 PM	0.422		3.049
8/5/2021 7:24 PM	0.429		3.058
8/5/2021 7:30 PM	0.45		3.078

## Opacity Data Summary Report

**Company:** New York City D.E.P.  
North River Wastewater Resource Recovery Facility  
New York, NY 10031



**Data Group:** Valid Data  
**Report Name:** 3rd Quarter 2021

**Start of Report:** 7/1/2021 0:00  
**End of Report:** 9/30/2021 23:54

All Opacity Data

Date & Time	PE 1	PE 2	PE 4
	%	%	%
8/5/2021 7:36 PM	0.456		3.046
8/5/2021 7:42 PM	0.438		3.015
8/5/2021 7:48 PM	0.421		3.008
8/5/2021 7:54 PM	0.403		3.008
8/5/2021 8:00 PM	0.422		3.012
8/5/2021 8:06 PM	0.432		3.032
8/5/2021 8:12 PM	0.426		3.054
8/5/2021 8:18 PM	0.418		3.056
8/5/2021 8:24 PM	0.422		3.062
8/5/2021 8:30 PM	0.437		3.046
8/5/2021 8:36 PM	0.434		3.005
8/5/2021 8:42 PM	0.428		3.033
8/5/2021 8:48 PM	0.419		3.004
8/5/2021 8:54 PM	0.413		2.994
8/5/2021 9:00 PM	0.443		3
8/5/2021 9:06 PM	0.452		2.977
8/5/2021 9:12 PM	0.426		3.007
8/5/2021 9:18 PM	0.427		3.021
8/5/2021 9:24 PM	0.434		3.036
8/5/2021 9:30 PM	0.441		2.993
8/5/2021 9:36 PM	0.431		2.975
8/5/2021 9:42 PM	0.426		2.99
8/5/2021 9:48 PM	0.443		2.984
8/5/2021 9:54 PM	0.445		2.975
8/5/2021 10:00 PM	0.431		2.986
8/5/2021 10:06 PM	0.41		2.984
8/5/2021 10:12 PM	0.41		2.957
8/5/2021 10:18 PM	0.422		2.942
8/5/2021 10:24 PM	0.415		2.933
8/5/2021 10:30 PM	0.405		2.948
8/5/2021 10:36 PM	0.415		3.011
8/5/2021 10:42 PM	0.423		3.022
8/5/2021 10:48 PM	0.43		3.03
8/5/2021 10:54 PM	0.424		3.04
8/5/2021 11:00 PM	0.424		3.028
8/5/2021 11:06 PM	0.413		3.028
8/5/2021 11:12 PM	0.404		3.03
8/5/2021 11:18 PM	0.399		3.005
8/5/2021 11:24 PM	0.398		2.976
8/5/2021 11:30 PM	0.395		2.982
8/5/2021 11:36 PM	0.39		3.012
8/5/2021 11:42 PM	0.386		3.027
8/5/2021 11:48 PM	0.381		3.019
8/5/2021 11:54 PM	0.401		3.015
8/6/2021 12:00 AM	0.506		3.023
8/6/2021 12:06 AM	0.627		3.024
8/6/2021 12:12 AM	0.707		3.026
8/6/2021 12:18 AM	0.767		3.033
8/6/2021 12:24 AM	0.789		3.062
8/6/2021 12:30 AM	0.807		3.127

## Opacity Data Summary Report

**Company:** New York City D.E.P.  
North River Wastewater Resource Recovery Facility  
New York, NY 10031



**Data Group:** Valid Data  
**Report Name:** 3rd Quarter 2021

**Start of Report:** 7/1/2021 0:00  
**End of Report:** 9/30/2021 23:54

All Opacity Data

Date & Time	PE 1	PE 2	PE 4
	%	%	%
8/6/2021 12:36 AM	0.818		3.141
8/6/2021 12:42 AM	0.817		3.153
8/6/2021 12:48 AM	0.804		3.147
8/6/2021 12:54 AM	0.79		3.16
8/6/2021 1:00 AM	0.788		3.176
8/6/2021 1:06 AM	1.141		2.207
8/6/2021 1:12 AM	1.181		1.052
8/6/2021 1:18 AM	0.959		1.016
8/6/2021 1:24 AM	0.843		1.011
8/6/2021 1:30 AM	0.777		1.02
8/6/2021 1:36 AM	0.746		1.033
8/6/2021 1:42 AM	0.717		1.03
8/6/2021 1:48 AM	0.613		1.02
8/6/2021 1:54 AM	0.41		1.021
8/6/2021 2:00 AM	0.24		1.029
8/6/2021 2:06 AM	0.176		1.045
8/6/2021 2:12 AM	0.168		1.047
8/6/2021 2:18 AM	0.188		1.032
8/6/2021 2:24 AM	0.187		1.028
8/6/2021 2:30 AM	0.213		1.035
8/6/2021 2:36 AM	0.242		1.035
8/6/2021 2:42 AM	0.24		1.032
8/6/2021 2:48 AM	0.278		1.04
8/6/2021 2:54 AM	0.301		1.051
8/6/2021 3:00 AM	0.237		1.047
8/6/2021 3:06 AM	0.073		1.043
8/6/2021 3:12 AM	0.014		1.041
8/6/2021 3:18 AM	0.033		1.041
8/6/2021 3:24 AM	0.048		1.039
8/6/2021 3:30 AM	0.038		1.032
8/6/2021 3:36 AM	0.03		1.04
8/6/2021 3:42 AM	0.051		1.05
8/6/2021 3:48 AM	0.04		1.045
8/6/2021 3:54 AM	0.016		1.046
8/6/2021 4:00 AM	0.01		1.047
8/6/2021 4:06 AM	0.046		1.055
8/6/2021 4:12 AM	0.055		1.054
8/6/2021 4:18 AM	0.042		1.045
8/6/2021 4:24 AM	0.041		1.042
8/6/2021 4:30 AM	0.063		1.058
8/6/2021 4:36 AM	0.088		1.069
8/6/2021 4:42 AM	0.105		1.067
8/6/2021 4:48 AM	0.094		1.062
8/6/2021 4:54 AM	0.109		1.055
8/6/2021 5:00 AM	0.105		1.055
8/6/2021 5:06 AM	0.084		1.048
8/6/2021 5:12 AM	0.084		1.052
8/6/2021 5:18 AM	0.099		1.051
8/6/2021 5:24 AM	0.099		1.051
8/6/2021 5:30 AM	0.084		1.049



## Opacity Data Summary Report

**Company:** New York City D.E.P.  
North River Wastewater Resource Recovery Facility  
New York, NY 10031



**Data Group:** Valid Data  
**Report Name:** 3rd Quarter 2021

**Start of Report:** 7/1/2021 0:00  
**End of Report:** 9/30/2021 23:54

All Opacity Data

Date & Time	PE 1	PE 2	PE 4
	%	%	%
8/6/2021 5:36 AM	0.091		1.052
8/6/2021 5:42 AM	0.114		1.058
8/6/2021 5:48 AM	0.12		1.05
8/6/2021 5:54 AM	0.118		1.036
8/6/2021 6:00 AM	0.096		1.042
8/6/2021 6:06 AM	0.098		1.036
8/6/2021 6:12 AM	0.261		1.042
8/6/2021 6:18 AM	0.479		1.042
8/6/2021 6:24 AM	0.548		1.033
8/6/2021 6:30 AM	0.605		1.028
8/6/2021 6:36 AM	0.582		1.029
8/6/2021 6:42 AM	0.555		1.024
8/6/2021 6:48 AM	0.534		1.023
8/6/2021 6:54 AM	0.513		1.021
8/6/2021 7:00 AM	0.487		1.016
8/6/2021 7:06 AM	0.479		1.024
8/6/2021 7:12 AM	0.492		1.012
8/6/2021 7:18 AM	0.491		1.002
8/6/2021 7:24 AM	0.508		0.988
8/6/2021 7:30 AM	0.627		0.976
8/6/2021 7:36 AM	0.63		0.977
8/6/2021 7:42 AM	0.594		0.972
8/6/2021 7:48 AM	0.554		0.957
8/6/2021 7:54 AM	0.524		0.952
8/6/2021 8:00 AM	0.567		0.955
8/6/2021 8:06 AM	0.599		0.959
8/6/2021 8:12 AM	0.61		0.967
8/6/2021 8:18 AM	0.652		0.962
8/6/2021 8:24 AM	0.494		0.959
8/6/2021 8:30 AM	0.251		0.961
8/6/2021 8:36 AM	0.264		0.963
8/6/2021 8:42 AM	0.362		0.969
8/6/2021 8:48 AM	0.443		0.971
8/6/2021 8:54 AM	0.495		0.959
8/6/2021 9:00 AM	0.555		0.942
8/6/2021 9:06 AM	0.571		0.944
8/6/2021 9:12 AM	0.567		0.946
8/6/2021 9:18 AM	0.563		0.957
8/6/2021 9:24 AM	0.544		0.97
8/6/2021 9:30 AM	0.538		0.979
8/6/2021 9:36 AM	0.58		0.976
8/6/2021 9:42 AM	0.58		0.975
8/6/2021 9:48 AM	0.557		0.977
8/6/2021 9:54 AM	0.545		0.974
8/6/2021 10:00 AM	0.575		0.977
8/6/2021 10:06 AM	0.604		0.978
8/6/2021 10:12 AM	0.576		0.979
8/6/2021 10:18 AM	0.546		0.979
8/6/2021 10:24 AM	0.55		0.977
8/6/2021 10:30 AM	0.577		0.983

## Opacity Data Summary Report

**Company:** New York City D.E.P.  
North River Wastewater Resource Recovery Facility  
New York, NY 10031



**Data Group:** Valid Data  
**Report Name:** 3rd Quarter 2021

**Start of Report:** 7/1/2021 0:00  
**End of Report:** 9/30/2021 23:54

All Opacity Data

Date & Time	PE 1	PE 2	PE 4
	%	%	%
8/6/2021 10:36 AM	0.59		0.984
8/6/2021 10:42 AM	0.594		0.987
8/6/2021 10:48 AM	0.607		0.994
8/6/2021 10:54 AM	0.607		1.001
8/6/2021 11:00 AM	0.607		1.004
8/6/2021 11:06 AM	0.613		1.017
8/6/2021 11:12 AM	0.63		1.029
8/6/2021 11:18 AM	0.655		1.037
8/6/2021 11:24 AM	0.655		1.038
8/6/2021 11:30 AM	0.635		1.035
8/6/2021 11:36 AM	0.616		1.044
8/6/2021 11:42 AM	0.603		1.05
8/6/2021 11:48 AM	0.601		1.046
8/6/2021 11:54 AM	0.619		1.054
8/6/2021 12:00 PM	0.596		1.072
8/6/2021 12:06 PM	0.464		1.126
8/6/2021 12:12 PM	0.46		1.132
8/6/2021 12:18 PM	0.467		1.136
8/6/2021 12:24 PM	0.487		1.137
8/6/2021 12:30 PM	0.519		1.136
8/6/2021 12:36 PM	0.627		1.134
8/6/2021 12:42 PM	0.771		1.139
8/6/2021 12:48 PM	0.855		1.139
8/6/2021 12:54 PM	0.904		1.138
8/6/2021 1:00 PM	0.932		1.142
8/6/2021 1:06 PM	0.942		1.15
8/6/2021 1:12 PM	0.966		1.155
8/6/2021 1:18 PM	0.979		1.157
8/6/2021 1:24 PM	0.981		1.162
8/6/2021 1:30 PM	0.999		1.167
8/6/2021 1:36 PM	1.001		1.177
8/6/2021 1:42 PM	0.983		1.189
8/6/2021 1:48 PM	0.977		1.19
8/6/2021 1:54 PM	0.991		1.191
8/6/2021 2:00 PM	0.985		1.189
8/6/2021 2:06 PM	0.949		1.188
8/6/2021 2:12 PM	0.903		1.191
8/6/2021 2:18 PM	0.865		1.195
8/6/2021 2:24 PM	0.852		1.194
8/6/2021 2:30 PM	0.858		1.195
8/6/2021 2:36 PM	0.865		1.2
8/6/2021 2:42 PM	0.876		1.2
8/6/2021 2:48 PM	0.871		1.2
8/6/2021 2:54 PM	0.889		1.202
8/6/2021 3:00 PM	0.918		1.197
8/6/2021 3:06 PM	0.915		1.192
8/6/2021 3:12 PM	0.892		1.184
8/6/2021 3:18 PM	0.776		1.182
8/6/2021 3:24 PM	0.681		1.196
8/6/2021 3:30 PM	0.655		1.201

## Opacity Data Summary Report

**Company:** New York City D.E.P.  
 North River Wastewater Resource Recovery Facility  
 New York, NY 10031  
**Data Group:** Valid Data  
**Report Name:** 3rd Quarter 2021  
**Start of Report:** 7/1/2021 0:00  
**End of Report:** 9/30/2021 23:54



All Opacity Data

Date & Time	PE 1	PE 2	PE 4
	%	%	%
8/6/2021 3:36 PM	0.63		1.206
8/6/2021 3:42 PM	0.632		1.206
8/6/2021 3:48 PM	0.654		1.211
8/6/2021 3:54 PM	0.662		1.214
8/6/2021 4:00 PM	0.634		1.213
8/6/2021 4:06 PM	0.616		1.213
8/6/2021 4:12 PM	0.618		1.218
8/6/2021 4:18 PM	0.632		1.218
8/6/2021 4:24 PM	0.632		1.222
8/6/2021 4:30 PM	0.499		1.225
8/6/2021 4:36 PM	0.35		1.223
8/6/2021 4:42 PM	0.325		1.226
8/6/2021 4:48 PM	0.312		1.234
8/6/2021 4:54 PM	0.284		1.238
8/6/2021 5:00 PM	0.268		1.242
8/6/2021 5:06 PM	0.278		1.242
8/6/2021 5:12 PM	0.292		1.24
8/6/2021 5:18 PM	0.303		1.242
8/6/2021 5:24 PM	0.318		1.245
8/6/2021 5:30 PM	0.316		1.252
8/6/2021 5:36 PM	0.314		1.257
8/6/2021 5:42 PM	0.309		1.261
8/6/2021 5:48 PM	0.323		1.263
8/6/2021 5:54 PM	0.328		1.264
8/6/2021 6:00 PM	0.34		1.266
8/6/2021 6:06 PM	0.357		1.271
8/6/2021 6:12 PM	0.362		1.273
8/6/2021 6:18 PM	0.353		1.274
8/6/2021 6:24 PM	0.364		1.273
8/6/2021 6:30 PM	0.361		1.276
8/6/2021 6:36 PM	0.38		1.278
8/6/2021 6:42 PM	0.392		1.28
8/6/2021 6:48 PM	0.387		1.285
8/6/2021 6:54 PM	0.4		1.287
8/6/2021 7:00 PM	0.399		1.295
8/6/2021 7:06 PM	0.393		1.299
8/6/2021 7:12 PM	0.408		1.296
8/6/2021 7:18 PM	0.411		1.297
8/6/2021 7:24 PM	0.404		1.298
8/6/2021 7:30 PM	0.403		1.299
8/6/2021 7:36 PM	0.405		1.303
8/6/2021 7:42 PM	0.393		1.322
8/6/2021 7:48 PM	0.369		1.325
8/6/2021 7:54 PM	0.349		1.32
8/6/2021 8:00 PM	0.356		1.319
8/6/2021 8:06 PM	0.37		1.319
8/6/2021 8:12 PM	0.374		1.321
8/6/2021 8:18 PM	0.37		1.321
8/6/2021 8:24 PM	0.345		1.323
8/6/2021 8:30 PM	0.336		1.321

## Opacity Data Summary Report

**Company:** New York City D.E.P.  
North River Wastewater Resource Recovery Facility  
New York, NY 10031



**Data Group:** Valid Data  
**Report Name:** 3rd Quarter 2021

**Start of Report:** 7/1/2021 0:00  
**End of Report:** 9/30/2021 23:54

All Opacity Data

Date & Time	PE 1	PE 2	PE 4
	%	%	%
8/6/2021 8:36 PM	0.355		1.323
8/6/2021 8:42 PM	0.366		1.326
8/6/2021 8:48 PM	0.368		1.329
8/6/2021 8:54 PM	0.369		1.333
8/6/2021 9:00 PM	0.349		1.337
8/6/2021 9:06 PM	0.338		1.34
8/6/2021 9:12 PM	0.336		1.348
8/6/2021 9:18 PM	0.345		1.356
8/6/2021 9:24 PM	0.336		1.362
8/6/2021 9:30 PM	0.326		1.369
8/6/2021 9:36 PM	0.33		1.371
8/6/2021 9:42 PM	0.328		1.371
8/6/2021 9:48 PM	0.317		1.375
8/6/2021 9:54 PM	0.31		1.375
8/6/2021 10:00 PM	0.314		1.373
8/6/2021 10:06 PM	0.298		1.375
8/6/2021 10:12 PM	0.298		1.377
8/6/2021 10:18 PM	0.289		1.38
8/6/2021 10:24 PM	0.265		1.386
8/6/2021 10:30 PM	0.239		1.388
8/6/2021 10:36 PM	0.258		1.388
8/6/2021 10:42 PM	0.267		1.388
8/6/2021 10:48 PM	0.256		1.39
8/6/2021 10:54 PM	0.267		1.391
8/6/2021 11:00 PM	0.246		1.396
8/6/2021 11:06 PM	0.23		1.398
8/6/2021 11:12 PM	0.233		1.394
8/6/2021 11:18 PM	0.247		1.395
8/6/2021 11:24 PM	0.258		1.397
8/6/2021 11:30 PM	0.271		1.4
8/6/2021 11:36 PM	0.271		1.4
8/6/2021 11:42 PM	0.267		1.398
8/6/2021 11:48 PM	0.267		1.395
8/6/2021 11:54 PM	0.262		1.394
8/7/2021 12:00 AM	0.258		1.394
8/7/2021 12:06 AM	0.254		1.395
8/7/2021 12:12 AM	0.248		1.393
8/7/2021 12:18 AM	0.25		1.391
8/7/2021 12:24 AM	0.261		1.397
8/7/2021 12:30 AM	0.478		1.404
8/7/2021 12:36 AM	0.429		1.408
8/7/2021 12:42 AM	0.315		1.41
8/7/2021 12:48 AM	0.301		1.409
8/7/2021 12:54 AM	0.311		1.405
8/7/2021 1:00 AM	0.36		1.405
8/7/2021 1:06 AM	0.431		1.405
8/7/2021 1:12 AM	0.485		1.407
8/7/2021 1:18 AM	0.529		1.413
8/7/2021 1:24 AM	0.537		1.416
8/7/2021 1:30 AM	0.529		1.414

## Opacity Data Summary Report

**Company:** New York City D.E.P.  
 North River Wastewater Resource Recovery Facility  
 New York, NY 10031



**Data Group:** Valid Data  
**Report Name:** 3rd Quarter 2021

**Start of Report:** 7/1/2021 0:00  
**End of Report:** 9/30/2021 23:54

All Opacity Data

Date & Time	PE 1	PE 2	PE 4
	%	%	%
8/7/2021 1:36 AM	0.517		1.412
8/7/2021 1:42 AM	0.529		1.415
8/7/2021 1:48 AM	0.519		1.416
8/7/2021 1:54 AM	0.496		1.413
8/7/2021 2:00 AM	0.505		1.415
8/7/2021 2:06 AM	0.505		1.413
8/7/2021 2:12 AM	0.499		1.41
8/7/2021 2:18 AM	0.483		1.415
8/7/2021 2:24 AM	0.463		1.417
8/7/2021 2:30 AM	0.459		1.414
8/7/2021 2:36 AM	0.466		1.415
8/7/2021 2:42 AM	0.429		1.418
8/7/2021 2:48 AM	0.413		1.42
8/7/2021 2:54 AM	0.437		1.423
8/7/2021 3:00 AM	0.472		1.427
8/7/2021 3:06 AM	0.481		1.428
8/7/2021 3:12 AM	0.474		1.427
8/7/2021 3:18 AM	0.493		1.429
8/7/2021 3:24 AM	0.494		1.432
8/7/2021 3:30 AM	0.479		1.435
8/7/2021 3:36 AM	0.431		1.438
8/7/2021 3:42 AM	0.392		1.44
8/7/2021 3:48 AM	0.399		1.441
8/7/2021 3:54 AM	0.397		1.445
8/7/2021 4:00 AM	0.402		1.45
8/7/2021 4:06 AM	0.403		1.447
8/7/2021 4:12 AM	0.393		1.443
8/7/2021 4:18 AM	0.32		1.446
8/7/2021 4:24 AM	0.21		1.446
8/7/2021 4:30 AM	0.159		1.448
8/7/2021 4:36 AM	0.13		1.448
8/7/2021 4:42 AM	0.151		1.451
8/7/2021 4:48 AM	0.168		1.453
8/7/2021 4:54 AM	0.156		1.452
8/7/2021 5:00 AM	0.15		1.451
8/7/2021 5:06 AM	0.142		1.453
8/7/2021 5:12 AM	0.123		1.452
8/7/2021 5:18 AM	0.119		1.452
8/7/2021 5:24 AM	0.126		1.455
8/7/2021 5:30 AM	0.128		1.459
8/7/2021 5:36 AM	0.11		1.46
8/7/2021 5:42 AM	0.096		1.458
8/7/2021 5:48 AM	0.096		1.457
8/7/2021 5:54 AM	0.081		1.455
8/7/2021 6:00 AM	0.058		1.457
8/7/2021 6:06 AM	0.069		1.457
8/7/2021 6:12 AM	0.098		1.457
8/7/2021 6:18 AM	0.099		1.462
8/7/2021 6:24 AM	0.069		1.461
8/7/2021 6:30 AM	0.085		1.458

## Opacity Data Summary Report

**Company:** New York City D.E.P.  
North River Wastewater Resource Recovery Facility  
New York, NY 10031



**Data Group:** Valid Data  
**Report Name:** 3rd Quarter 2021

**Start of Report:** 7/1/2021 0:00  
**End of Report:** 9/30/2021 23:54

All Opacity Data

Date & Time	PE 1	PE 2	PE 4
	%	%	%
8/7/2021 6:36 AM	0.087		1.456
8/7/2021 6:42 AM	0.095		1.453
8/7/2021 6:48 AM	0.136		1.454
8/7/2021 6:54 AM	0.129		1.453
8/7/2021 7:00 AM	0.122		1.447
8/7/2021 7:06 AM	0.143		1.443
8/7/2021 7:12 AM	0.12		1.44
8/7/2021 7:18 AM	0.105		1.433
8/7/2021 7:24 AM	0.103		1.429
8/7/2021 7:30 AM	0.144		1.426
8/7/2021 7:36 AM	0.172		1.425
8/7/2021 7:42 AM	0.576		1.423
8/7/2021 7:48 AM	0.922		1.416
8/7/2021 7:54 AM	0.799		1.412
8/7/2021 8:00 AM	0.791		1.413
8/7/2021 8:06 AM	0.749		1.411
8/7/2021 8:12 AM	0.754		1.412
8/7/2021 8:18 AM	0.765		1.417
8/7/2021 8:24 AM	0.729		1.421
8/7/2021 8:30 AM	0.69		1.42
8/7/2021 8:36 AM	0.706		1.419
8/7/2021 8:42 AM	0.708		1.422
8/7/2021 8:48 AM	0.708		1.423
8/7/2021 8:54 AM	0.715		1.42
8/7/2021 9:00 AM	0.748		1.416
8/7/2021 9:06 AM	0.751		1.412
8/7/2021 9:12 AM	0.747		1.413
8/7/2021 9:18 AM	0.738		1.417
8/7/2021 9:24 AM	0.396		10.305
8/7/2021 9:30 AM	-0.136		13.172
8/7/2021 9:36 AM	-0.428		5.805
8/7/2021 9:42 AM	-0.434		4.385
8/7/2021 9:48 AM	-0.429		4.123
8/7/2021 9:54 AM	-0.423		4.049
8/7/2021 10:00 AM	-0.407		3.935
8/7/2021 10:06 AM	-0.371		3.819
8/7/2021 10:12 AM	-0.36		3.739
8/7/2021 10:18 AM	-0.381		3.727
8/7/2021 10:24 AM	-0.322		3.646
8/7/2021 10:30 AM	-0.238		3.587
8/7/2021 10:36 AM	-0.227		4.922
8/7/2021 10:42 AM	-0.197		4.876
8/7/2021 10:48 AM	-0.182		4.169
8/7/2021 10:54 AM	-0.161		4.064
8/7/2021 11:00 AM	-0.173		3.988
8/7/2021 11:06 AM	-0.114		3.946
8/7/2021 11:12 AM	-0.048		3.873
8/7/2021 11:18 AM	-0.059		3.886
8/7/2021 11:24 AM	-0.063		3.843
8/7/2021 11:30 AM	-0.047		3.819

## Opacity Data Summary Report

**Company:** New York City D.E.P.  
North River Wastewater Resource Recovery Facility  
New York, NY 10031



**Data Group:** Valid Data  
**Report Name:** 3rd Quarter 2021

**Start of Report:** 7/1/2021 0:00  
**End of Report:** 9/30/2021 23:54

All Opacity Data

Date & Time	PE 1	PE 2	PE 4
	%	%	%
8/7/2021 11:36 AM	-0.07		3.835
8/7/2021 11:42 AM	-0.041		3.826
8/7/2021 11:48 AM	-0.028		3.804
8/7/2021 11:54 AM	0.006		3.787
8/7/2021 12:00 PM	0.034		3.812
8/7/2021 12:06 PM	0.085		3.835
8/7/2021 12:12 PM	0.071		3.842
8/7/2021 12:18 PM	0.039		3.85
8/7/2021 12:24 PM	0.1		3.828
8/7/2021 12:30 PM	0.106		3.794
8/7/2021 12:36 PM	0.101		3.781
8/7/2021 12:42 PM	0.067		3.794
8/7/2021 12:48 PM	0.098		3.796
8/7/2021 12:54 PM	0.157		3.786
8/7/2021 1:00 PM	0.144		3.789
8/7/2021 1:06 PM	0.145		3.818
8/7/2021 1:12 PM	0.213		3.798
8/7/2021 1:18 PM	0.25		3.784
8/7/2021 1:24 PM	0.253		3.815
8/7/2021 1:30 PM	0.253		3.837
8/7/2021 1:36 PM	0.299		3.823
8/7/2021 1:42 PM	0.311		3.817
8/7/2021 1:48 PM	0.302		3.852
8/7/2021 1:54 PM	0.343		3.846
8/7/2021 2:00 PM	0.343		3.836
8/7/2021 2:06 PM	0.301		3.816
8/7/2021 2:12 PM	0.264		3.813
8/7/2021 2:18 PM	0.256		3.823
8/7/2021 2:24 PM	0.238		3.823
8/7/2021 2:30 PM	0.265		3.805
8/7/2021 2:36 PM	0.289		3.804
8/7/2021 2:42 PM	0.263		3.782
8/7/2021 2:48 PM	0.236		3.768
8/7/2021 2:54 PM	0.269		3.793
8/7/2021 3:00 PM	0.293		3.802
8/7/2021 3:06 PM	0.321		3.811
8/7/2021 3:12 PM	0.326		3.832
8/7/2021 3:18 PM	0.306		3.806
8/7/2021 3:24 PM	0.313		3.828
8/7/2021 3:30 PM	0.324		3.845
8/7/2021 3:36 PM	0.352		3.818
8/7/2021 3:42 PM	0.364		3.807
8/7/2021 3:48 PM	0.355		3.819
8/7/2021 3:54 PM	0.354		3.846
8/7/2021 4:00 PM	0.373		3.844
8/7/2021 4:06 PM	0.401		3.882
8/7/2021 4:12 PM	0.402		3.33
8/7/2021 4:18 PM	0.4		2.89
8/7/2021 4:24 PM	0.394		2.956
8/7/2021 4:30 PM	0.371		2.972

## Opacity Data Summary Report

**Company:** New York City D.E.P.  
North River Wastewater Resource Recovery Facility  
New York, NY 10031



**Data Group:** Valid Data  
**Report Name:** 3rd Quarter 2021

**Start of Report:** 7/1/2021 0:00  
**End of Report:** 9/30/2021 23:54

All Opacity Data

Date & Time	PE 1	PE 2	PE 4
	%	%	%
8/7/2021 4:36 PM	0.346		3.065
8/7/2021 4:42 PM	0.338		3.146
8/7/2021 4:48 PM	0.348		3.166
8/7/2021 4:54 PM	0.351		3.23
8/7/2021 5:00 PM	0.36		3.255
8/7/2021 5:06 PM	0.355		3.236
8/7/2021 5:12 PM	0.356		3.269
8/7/2021 5:18 PM	0.406		3.256
8/7/2021 5:24 PM	0.428		3.241
8/7/2021 5:30 PM	0.384		3.278
8/7/2021 5:36 PM	0.358		3.278
8/7/2021 5:42 PM	0.366		3.262
8/7/2021 5:48 PM	0.38		3.278
8/7/2021 5:54 PM	0.396		3.298
8/7/2021 6:00 PM	0.421		3.236
8/7/2021 6:06 PM	0.45		3.248
8/7/2021 6:12 PM	0.46		3.349
8/7/2021 6:18 PM	0.468		3.431
8/7/2021 6:24 PM	0.489		3.462
8/7/2021 6:30 PM	0.458		3.459
8/7/2021 6:36 PM	0.416		3.444
8/7/2021 6:42 PM	0.43		3.459
8/7/2021 6:48 PM	0.423		3.42
8/7/2021 6:54 PM	0.417		3.33
8/7/2021 7:00 PM	0.391		3.27
8/7/2021 7:06 PM	0.374		3.256
8/7/2021 7:12 PM	0.379		3.292
8/7/2021 7:18 PM	0.385		3.303
8/7/2021 7:24 PM	0.38		3.294
8/7/2021 7:30 PM	0.353		3.309
8/7/2021 7:36 PM	0.359		3.32
8/7/2021 7:42 PM	0.388		3.295
8/7/2021 7:48 PM	0.402		3.247
8/7/2021 7:54 PM	0.402		3.23
8/7/2021 8:00 PM	0.408		3.233
8/7/2021 8:06 PM	0.389		3.174
8/7/2021 8:12 PM	0.388		3.135
8/7/2021 8:18 PM	0.408		3.155
8/7/2021 8:24 PM	0.414		3.176
8/7/2021 8:30 PM	0.403		3.205
8/7/2021 8:36 PM	0.384		3.233
8/7/2021 8:42 PM	0.388		3.217
8/7/2021 8:48 PM	0.384		3.469
8/7/2021 8:54 PM	0.355		3.735
8/7/2021 9:00 PM	0.354		3.677
8/7/2021 9:06 PM	0.338		3.708
8/7/2021 9:12 PM	0.338		3.658
8/7/2021 9:18 PM	0.316		3.595
8/7/2021 9:24 PM	0.325		3.595
8/7/2021 9:30 PM	0.356		3.504



## Opacity Data Summary Report

**Company:** New York City D.E.P.  
North River Wastewater Resource Recovery Facility  
New York, NY 10031



**Data Group:** Valid Data  
**Report Name:** 3rd Quarter 2021

**Start of Report:** 7/1/2021 0:00  
**End of Report:** 9/30/2021 23:54

All Opacity Data

Date & Time	PE 1	PE 2	PE 4
	%	%	%
8/7/2021 9:36 PM	0.327		3.396
8/7/2021 9:42 PM	0.329		3.344
8/7/2021 9:48 PM	0.361		3.359
8/7/2021 9:54 PM	0.342		3.423
8/7/2021 10:00 PM	0.344		3.411
8/7/2021 10:06 PM	0.329		3.366
8/7/2021 10:12 PM	0.326		3.264
8/7/2021 10:18 PM	0.34		3.22
8/7/2021 10:24 PM	0.34		3.11
8/7/2021 10:30 PM	0.341		2.975
8/7/2021 10:36 PM	0.333		3.025
8/7/2021 10:42 PM	0.354		3.114
8/7/2021 10:48 PM	0.363		3.16
8/7/2021 10:54 PM	0.332		3.152
8/7/2021 11:00 PM	0.325		3.106
8/7/2021 11:06 PM	0.34		3.089
8/7/2021 11:12 PM	0.336		3.097
8/7/2021 11:18 PM	0.352		3.121
8/7/2021 11:24 PM	0.362		3.117
8/7/2021 11:30 PM	0.347		3.099
8/7/2021 11:36 PM	0.341		3.08
8/7/2021 11:42 PM	0.36		3.059
8/7/2021 11:48 PM	0.352		3.075
8/7/2021 11:54 PM	0.362		3.096
8/8/2021 12:00 AM	0.353		3.107
8/8/2021 12:06 AM	0.354		3.142
8/8/2021 12:12 AM	0.353		3.169
8/8/2021 12:18 AM	0.353		3.173
8/8/2021 12:24 AM	0.36		3.173
8/8/2021 12:30 AM	0.363		3.065
8/8/2021 12:36 AM	0.353		2.766
8/8/2021 12:42 AM	0.354		2.775
8/8/2021 12:48 AM	0.37		2.837
8/8/2021 12:54 AM	0.35		2.865
8/8/2021 1:00 AM	0.329		2.876
8/8/2021 1:06 AM	0.337		2.879
8/8/2021 1:12 AM	0.333		2.923
8/8/2021 1:18 AM	0.313		2.932
8/8/2021 1:24 AM	0.317		2.908
8/8/2021 1:30 AM	0.312		2.932
8/8/2021 1:36 AM	0.311		2.963
8/8/2021 1:42 AM	0.304		3.355
8/8/2021 1:48 AM	0.291		3.631
8/8/2021 1:54 AM	0.306		4.065
8/8/2021 2:00 AM	0.347		4.779
8/8/2021 2:06 AM	0.375		4.541
8/8/2021 2:12 AM	0.398		4.318
8/8/2021 2:18 AM	0.425		4.166
8/8/2021 2:24 AM	0.539		4.108
8/8/2021 2:30 AM	0.655		3.673

## Opacity Data Summary Report

**Company:** New York City D.E.P.  
North River Wastewater Resource Recovery Facility  
New York, NY 10031



**Data Group:** Valid Data  
**Report Name:** 3rd Quarter 2021

**Start of Report:** 7/1/2021 0:00  
**End of Report:** 9/30/2021 23:54

All Opacity Data

Date & Time	PE 1	PE 2	PE 4
	%	%	%
8/8/2021 2:36 AM	0.692		3.37
8/8/2021 2:42 AM	0.683		3.387
8/8/2021 2:48 AM	0.647		3.403
8/8/2021 2:54 AM	0.633		3.436
8/8/2021 3:00 AM	0.58		3.472
8/8/2021 3:06 AM	0.506		3.43
8/8/2021 3:12 AM	0.48		3.389
8/8/2021 3:18 AM	0.462		3.378
8/8/2021 3:24 AM	0.42		3.406
8/8/2021 3:30 AM	0.4		3.411
8/8/2021 3:36 AM	0.386		3.436
8/8/2021 3:42 AM	0.376		3.394
8/8/2021 3:48 AM	0.363		3.356
8/8/2021 3:54 AM	0.341		3.465
8/8/2021 4:00 AM	0.317		3.868
8/8/2021 4:06 AM	0.317		3.976
8/8/2021 4:12 AM	0.32		3.916
8/8/2021 4:18 AM	0.3		3.976
8/8/2021 4:24 AM	0.267		3.826
8/8/2021 4:30 AM	0.241		3.451
8/8/2021 4:36 AM	0.211		3.271
8/8/2021 4:42 AM	0.186		3.297
8/8/2021 4:48 AM	0.17		2.868
8/8/2021 4:54 AM	0.14		2.3
8/8/2021 5:00 AM	0.137		2.321
8/8/2021 5:06 AM	0.158		2.419
8/8/2021 5:12 AM	0.173		2.517
8/8/2021 5:18 AM	0.167		2.572
8/8/2021 5:24 AM	0.152		2.603
8/8/2021 5:30 AM	0.175		2.657
8/8/2021 5:36 AM	0.182		2.72
8/8/2021 5:42 AM	0.188		2.752
8/8/2021 5:48 AM	0.177		2.791
8/8/2021 5:54 AM	0.179		2.808
8/8/2021 6:00 AM	0.199		2.836
8/8/2021 6:06 AM	0.194		2.849
8/8/2021 6:12 AM	0.199		2.843
8/8/2021 6:18 AM	0.213		2.853
8/8/2021 6:24 AM	0.189		2.849
8/8/2021 6:30 AM	0.187		2.84
8/8/2021 6:36 AM	0.171		2.838
8/8/2021 6:42 AM	0.175		2.849
8/8/2021 6:48 AM	0.215		2.868
8/8/2021 6:54 AM	0.234		2.895
8/8/2021 7:00 AM	0.233		2.897
8/8/2021 7:06 AM	0.216		2.922
8/8/2021 7:12 AM	0.232		2.915
8/8/2021 7:18 AM	0.224		2.895
8/8/2021 7:24 AM	0.215		2.867
8/8/2021 7:30 AM	0.195		2.886

## Opacity Data Summary Report

**Company:** New York City D.E.P.  
North River Wastewater Resource Recovery Facility  
New York, NY 10031



**Data Group:** Valid Data  
**Report Name:** 3rd Quarter 2021

**Start of Report:** 7/1/2021 0:00  
**End of Report:** 9/30/2021 23:54

All Opacity Data

Date & Time	PE 1	PE 2	PE 4
	%	%	%
8/8/2021 7:36 AM	0.212		2.923
8/8/2021 7:42 AM	0.219		2.922
8/8/2021 7:48 AM	0.217		2.916
8/8/2021 7:54 AM	0.207		2.921
8/8/2021 8:00 AM	0.196		2.932
8/8/2021 8:06 AM	0.208		2.939
8/8/2021 8:12 AM	0.217		2.908
8/8/2021 8:18 AM	0.235		2.888
8/8/2021 8:24 AM	0.248		2.885
8/8/2021 8:30 AM	0.228		2.888
8/8/2021 8:36 AM	0.224		2.89
8/8/2021 8:42 AM	0.215		2.876
8/8/2021 8:48 AM	0.158		2.868
8/8/2021 8:54 AM	0.124		2.853
8/8/2021 9:00 AM	0.09		2.867
8/8/2021 9:06 AM	0.094		2.897
8/8/2021 9:12 AM	0.088		2.927
8/8/2021 9:18 AM	0.088		2.918
8/8/2021 9:24 AM	0.087		2.918
8/8/2021 9:30 AM	0.06		2.91
8/8/2021 9:36 AM	0.04		2.883
8/8/2021 9:42 AM	0.013		2.887
8/8/2021 9:48 AM	0.012		2.914
8/8/2021 9:54 AM	-0.008		2.905
8/8/2021 10:00 AM	-0.003		2.926
8/8/2021 10:06 AM	0.015		2.947
8/8/2021 10:12 AM	0.033		3.663
8/8/2021 10:18 AM	0.072		4.244
8/8/2021 10:24 AM	0.086		3.949
8/8/2021 10:30 AM	0.103		3.901
8/8/2021 10:36 AM	0.111		3.92
8/8/2021 10:42 AM	0.137		3.881
8/8/2021 10:48 AM	0.158		3.827
8/8/2021 10:54 AM	0.181		3.829
8/8/2021 11:00 AM	0.208		3.833
8/8/2021 11:06 AM	0.213		3.848
8/8/2021 11:12 AM	0.228		3.838
8/8/2021 11:18 AM	0.228		3.8
8/8/2021 11:24 AM	0.231		3.807
8/8/2021 11:30 AM	0.222		3.847
8/8/2021 11:36 AM	0.237		3.808
8/8/2021 11:42 AM	0.264		3.821
8/8/2021 11:48 AM	0.256		3.813
8/8/2021 11:54 AM	0.262		3.804
8/8/2021 12:00 PM	0.278		3.807
8/8/2021 12:06 PM	0.272		3.768
8/8/2021 12:12 PM	0.256		3.777
8/8/2021 12:18 PM	0.269		3.86
8/8/2021 12:24 PM	0.259		3.866
8/8/2021 12:30 PM	0.241		3.825

## Opacity Data Summary Report

**Company:** New York City D.E.P.  
North River Wastewater Resource Recovery Facility  
New York, NY 10031



**Data Group:** Valid Data  
**Report Name:** 3rd Quarter 2021

**Start of Report:** 7/1/2021 0:00  
**End of Report:** 9/30/2021 23:54

All Opacity Data

Date & Time	PE 1	PE 2	PE 4
	%	%	%
8/8/2021 12:36 PM	0.252		3.852
8/8/2021 12:42 PM	0.262		3.859
8/8/2021 12:48 PM	0.258		3.833
8/8/2021 12:54 PM	0.258		3.84
8/8/2021 1:00 PM	0.254		3.815
8/8/2021 1:06 PM	0.237		3.818
8/8/2021 1:12 PM	0.215		3.84
8/8/2021 1:18 PM	0.176		3.847
8/8/2021 1:24 PM	0.168		3.84
8/8/2021 1:30 PM	0.181		3.814
8/8/2021 1:36 PM	0.165		3.818
8/8/2021 1:42 PM	0.159		3.837
8/8/2021 1:48 PM	0.159		3.838
8/8/2021 1:54 PM	0.15		3.868
8/8/2021 2:00 PM	0.159		3.847
8/8/2021 2:06 PM	0.147		3.852
8/8/2021 2:12 PM	0.135		3.877
8/8/2021 2:18 PM	0.136		3.86
8/8/2021 2:24 PM	0.111		3.867
8/8/2021 2:30 PM	0.118		3.863
8/8/2021 2:36 PM	0.12		3.874
8/8/2021 2:42 PM	0.11		3.871
8/8/2021 2:48 PM	0.132		3.864
8/8/2021 2:54 PM	0.13		3.445
8/8/2021 3:00 PM	0.136		3.15
8/8/2021 3:06 PM	0.164		3.204
8/8/2021 3:12 PM	0.159		3.228
8/8/2021 3:18 PM	0.158		3.26
8/8/2021 3:24 PM	0.151		3.311
8/8/2021 3:30 PM	0.131		3.325
8/8/2021 3:36 PM	0.148		3.328
8/8/2021 3:42 PM	0.155		3.332
8/8/2021 3:48 PM	0.141		3.336
8/8/2021 3:54 PM	0.14		3.376
8/8/2021 4:00 PM	0.129		3.384
8/8/2021 4:06 PM	0.108		3.362
8/8/2021 4:12 PM	0.117		3.36
8/8/2021 4:18 PM	0.125		3.378
8/8/2021 4:24 PM	0.1		3.39
8/8/2021 4:30 PM	0.09		3.388
8/8/2021 4:36 PM	0.073		3.388
8/8/2021 4:42 PM	0.093		3.392
8/8/2021 4:48 PM	0.086		3.411
8/8/2021 4:54 PM	0.074		3.441
8/8/2021 5:00 PM	0.164		3.525
8/8/2021 5:06 PM	0.245		3.599
8/8/2021 5:12 PM	0.252		3.622
8/8/2021 5:18 PM	0.268		3.583
8/8/2021 5:24 PM	0.266		3.605
8/8/2021 5:30 PM	0.278		3.626

## Opacity Data Summary Report

**Company:** New York City D.E.P.  
North River Wastewater Resource Recovery Facility  
New York, NY 10031



**Data Group:** Valid Data  
**Report Name:** 3rd Quarter 2021

**Start of Report:** 7/1/2021 0:00  
**End of Report:** 9/30/2021 23:54

All Opacity Data

Date & Time	PE 1	PE 2	PE 4
	%	%	%
8/8/2021 5:36 PM	0.329		3.641
8/8/2021 5:42 PM	0.336		3.649
8/8/2021 5:48 PM	0.287		3.628
8/8/2021 5:54 PM	0.252		3.644
8/8/2021 6:00 PM	0.231		3.623
8/8/2021 6:06 PM	0.216		3.622
8/8/2021 6:12 PM	0.208		3.623
8/8/2021 6:18 PM	0.205		3.614
8/8/2021 6:24 PM	0.184		3.617
8/8/2021 6:30 PM	0.151		3.63
8/8/2021 6:36 PM	0.145		3.612
8/8/2021 6:42 PM	0.167		3.612
8/8/2021 6:48 PM	0.21		3.648
8/8/2021 6:54 PM	0.274		3.877
8/8/2021 7:00 PM	0.353		4.206
8/8/2021 7:06 PM	0.442		4.264
8/8/2021 7:12 PM	0.465		4.24
8/8/2021 7:18 PM	0.499		4.216
8/8/2021 7:24 PM	0.539		4.193
8/8/2021 7:30 PM	0.536		4.22
8/8/2021 7:36 PM	0.564		4.223
8/8/2021 7:42 PM	0.631		4.223
8/8/2021 7:48 PM	0.628		4.201
8/8/2021 7:54 PM	0.555		4.164
8/8/2021 8:00 PM	0.49		4.151
8/8/2021 8:06 PM	0.468		4.104
8/8/2021 8:12 PM	0.49		4.053
8/8/2021 8:18 PM	0.495		4.062
8/8/2021 8:24 PM	0.501		4.048
8/8/2021 8:30 PM	0.523		4.063
8/8/2021 8:36 PM	0.496		4.073
8/8/2021 8:42 PM	0.448		4.075
8/8/2021 8:48 PM	0.428		4.077
8/8/2021 8:54 PM	0.394		4.057
8/8/2021 9:00 PM	0.374		4.031
8/8/2021 9:06 PM	0.377		4.062
8/8/2021 9:12 PM	0.37		4.08
8/8/2021 9:18 PM	0.374		4.047
8/8/2021 9:24 PM	0.374		4.064
8/8/2021 9:30 PM	0.383		4.089
8/8/2021 9:36 PM	0.377		4.096
8/8/2021 9:42 PM	0.37		4.065
8/8/2021 9:48 PM	0.369		4.05
8/8/2021 9:54 PM	0.357		4.048
8/8/2021 10:00 PM	0.344		4.045
8/8/2021 10:06 PM	0.346		4.074
8/8/2021 10:12 PM	0.353		4.081
8/8/2021 10:18 PM	0.359		4.049
8/8/2021 10:24 PM	0.366		4.045
8/8/2021 10:30 PM	0.373		4.059

## Opacity Data Summary Report

**Company:** New York City D.E.P.  
North River Wastewater Resource Recovery Facility  
New York, NY 10031



**Data Group:** Valid Data  
**Report Name:** 3rd Quarter 2021

**Start of Report:** 7/1/2021 0:00  
**End of Report:** 9/30/2021 23:54

All Opacity Data

Date & Time	PE 1	PE 2	PE 4
	%	%	%
8/8/2021 10:36 PM	0.394		4.078
8/8/2021 10:42 PM	0.4		4.095
8/8/2021 10:48 PM	0.396		4.106
8/8/2021 10:54 PM	0.385		4.119
8/8/2021 11:00 PM	0.392		4.133
8/8/2021 11:06 PM	0.393		4.163
8/8/2021 11:12 PM	0.401		4.143
8/8/2021 11:18 PM	0.404		4.132
8/8/2021 11:24 PM	0.391		4.104
8/8/2021 11:30 PM	0.396		4.13
8/8/2021 11:36 PM	0.443		4.152
8/8/2021 11:42 PM	0.456		4.151
8/8/2021 11:48 PM	0.44		4.17
8/8/2021 11:54 PM	0.442		4.191
8/9/2021 12:00 AM	0.442		4.168
8/9/2021 12:06 AM	0.421		4.118
8/9/2021 12:12 AM	0.38		4.11
8/9/2021 12:18 AM	0.365		4.121
8/9/2021 12:24 AM	0.389		4.135
8/9/2021 12:30 AM	0.416		4.111
8/9/2021 12:36 AM	0.412		4.131
8/9/2021 12:42 AM	0.41		4.134
8/9/2021 12:48 AM	0.414		4.129
8/9/2021 12:54 AM	0.405		4.132
8/9/2021 1:00 AM	0.378		4.072
8/9/2021 1:06 AM	0.375		4.025
8/9/2021 1:12 AM	0.373		3.983
8/9/2021 1:18 AM	0.386		4.071
8/9/2021 1:24 AM	0.395		4.099
8/9/2021 1:30 AM	0.386		4.09
8/9/2021 1:36 AM	0.387		4.084
8/9/2021 1:42 AM	0.38		4.125
8/9/2021 1:48 AM	0.385		4.15
8/9/2021 1:54 AM	0.388		4.114
8/9/2021 2:00 AM	0.394		4.105
8/9/2021 2:06 AM	0.386		4.089
8/9/2021 2:12 AM	0.376		4.08
8/9/2021 2:18 AM	0.4		4.074
8/9/2021 2:24 AM	0.425		4.092
8/9/2021 2:30 AM	0.428		4.107
8/9/2021 2:36 AM	0.44		4.103
8/9/2021 2:42 AM	0.439		4.085
8/9/2021 2:48 AM	0.45		4.099
8/9/2021 2:54 AM	0.474		4.125
8/9/2021 3:00 AM	0.462		4.132
8/9/2021 3:06 AM	0.452		4.138
8/9/2021 3:12 AM	0.461		4.122
8/9/2021 3:18 AM	0.462		4.113
8/9/2021 3:24 AM	0.459		4.128
8/9/2021 3:30 AM	0.456		4.109

## Opacity Data Summary Report

**Company:** New York City D.E.P.  
North River Wastewater Resource Recovery Facility  
New York, NY 10031



**Data Group:** Valid Data  
**Report Name:** 3rd Quarter 2021

**Start of Report:** 7/1/2021 0:00  
**End of Report:** 9/30/2021 23:54

All Opacity Data

Date & Time	PE 1	PE 2	PE 4
	%	%	%
8/9/2021 3:36 AM	0.464		4.113
8/9/2021 3:42 AM	0.484		4.15
8/9/2021 3:48 AM	0.474		4.174
8/9/2021 3:54 AM	0.444		4.175
8/9/2021 4:00 AM	0.443		4.118
8/9/2021 4:06 AM	0.455		4.058
8/9/2021 4:12 AM	0.444		4.031
8/9/2021 4:18 AM	0.441		4.004
8/9/2021 4:24 AM	0.448		3.995
8/9/2021 4:30 AM	0.455		4.004
8/9/2021 4:36 AM	0.463		3.97
8/9/2021 4:42 AM	0.469		3.933
8/9/2021 4:48 AM	0.469		3.928
8/9/2021 4:54 AM	0.476		3.934
8/9/2021 5:00 AM	0.478		3.956
8/9/2021 5:06 AM	0.472		3.955
8/9/2021 5:12 AM	0.465		3.96
8/9/2021 5:18 AM	0.463		3.962
8/9/2021 5:24 AM	0.474		3.951
8/9/2021 5:30 AM	0.474		3.925
8/9/2021 5:36 AM	0.469		3.939
8/9/2021 5:42 AM	0.469		3.963
8/9/2021 5:48 AM	0.449		3.966
8/9/2021 5:54 AM	0.465		3.986
8/9/2021 6:00 AM	0.487		3.995
8/9/2021 6:06 AM	0.481		3.997
8/9/2021 6:12 AM	0.469		3.998
8/9/2021 6:18 AM	0.47		4.017
8/9/2021 6:24 AM	0.479		3.982
8/9/2021 6:30 AM	0.479		3.895
8/9/2021 6:36 AM	0.477		3.872
8/9/2021 6:42 AM	0.457		3.888
8/9/2021 6:48 AM	0.45		3.92
8/9/2021 6:54 AM	0.461		3.914
8/9/2021 7:00 AM	0.458		3.908
8/9/2021 7:06 AM	0.438		3.916
8/9/2021 7:12 AM	0.437		3.945
8/9/2021 7:18 AM	0.45		3.941
8/9/2021 7:24 AM	0.44		3.956
8/9/2021 7:30 AM	0.437		3.951
8/9/2021 7:36 AM	0.441		3.97
8/9/2021 7:42 AM	0.426		4.009
8/9/2021 7:48 AM	0.408		3.993
8/9/2021 7:54 AM	0.41		3.918
8/9/2021 8:00 AM	0.428		3.893
8/9/2021 8:06 AM	0.435		3.883
8/9/2021 8:12 AM	0.444		3.9
8/9/2021 8:18 AM	0.461		3.899
8/9/2021 8:24 AM	0.469		3.871
8/9/2021 8:30 AM	0.469		3.885

## Opacity Data Summary Report

**Company:** New York City D.E.P.  
North River Wastewater Resource Recovery Facility  
New York, NY 10031



**Data Group:** Valid Data  
**Report Name:** 3rd Quarter 2021

**Start of Report:** 7/1/2021 0:00  
**End of Report:** 9/30/2021 23:54

All Opacity Data

Date & Time	PE 1	PE 2	PE 4
	%	%	%
8/9/2021 8:36 AM	0.464		3.858
8/9/2021 8:42 AM	0.442		3.651
8/9/2021 8:48 AM	0.429		2.857
8/9/2021 8:54 AM	0.425		2.429
8/9/2021 9:00 AM	0.42		2.537
8/9/2021 9:06 AM	0.402		2.616
8/9/2021 9:12 AM	0.358		2.745
8/9/2021 9:18 AM	0.338		2.819
8/9/2021 9:24 AM	0.363		2.856
8/9/2021 9:30 AM	0.396		2.873
8/9/2021 9:36 AM	0.406		2.893
8/9/2021 9:42 AM	0.406		2.916
8/9/2021 9:48 AM	0.417		2.913
8/9/2021 9:54 AM	0.431		2.883
8/9/2021 10:00 AM	0.45		2.937
8/9/2021 10:06 AM	0.458		2.961
8/9/2021 10:12 AM	0.455		2.969
8/9/2021 10:18 AM	0.454		2.437
8/9/2021 10:24 AM	0.472		1.458
8/9/2021 10:30 AM	0.486		1.068
8/9/2021 10:36 AM	0.486		1.077
8/9/2021 10:42 AM	0.485		1.078
8/9/2021 10:48 AM	0.485		1.082
8/9/2021 10:54 AM	0.489		1.086
8/9/2021 11:00 AM	0.494		1.082
8/9/2021 11:06 AM	0.496		1.075
8/9/2021 11:12 AM	0.488		1.069
8/9/2021 11:18 AM	0.492		1.081
8/9/2021 11:24 AM	0.482		1.079
8/9/2021 11:30 AM	0.48		1.067
8/9/2021 11:36 AM	0.478		1.08
8/9/2021 11:42 AM	0.458		1.081
8/9/2021 11:48 AM	0.431		1.088
8/9/2021 11:54 AM	0.39		1.08
8/9/2021 12:00 PM	0.305		1.074
8/9/2021 12:06 PM	0.064		1.003
8/9/2021 12:12 PM	0.082		1.011
8/9/2021 12:18 PM	5.946		1.015
8/9/2021 12:24 PM	11.347		1.018
8/9/2021 12:30 PM	7.177		1.023
8/9/2021 12:36 PM	4.213		2.876
8/9/2021 12:42 PM	2.865		4.091
8/9/2021 12:48 PM	1.948		1.9
8/9/2021 12:54 PM	1.181		0.974
8/9/2021 1:00 PM	1.07		0.996
8/9/2021 1:06 PM	1.067		0.995
8/9/2021 1:12 PM	1.161		0.999
8/9/2021 1:18 PM	1.051		1.541
8/9/2021 1:24 PM	0.635		3.909
8/9/2021 1:30 PM	3.743		4.515



## Opacity Data Summary Report

**Company:** New York City D.E.P.  
North River Wastewater Resource Recovery Facility  
New York, NY 10031



**Data Group:** Valid Data  
**Report Name:** 3rd Quarter 2021

**Start of Report:** 7/1/2021 0:00  
**End of Report:** 9/30/2021 23:54

All Opacity Data

Date & Time	PE 1	PE 2	PE 4
	%	%	%
8/9/2021 1:36 PM	8.149		3.341
8/9/2021 1:42 PM	6.654		3.201
8/9/2021 1:48 PM	4.313		3.15
8/9/2021 1:54 PM	2.663		3.086
8/9/2021 2:00 PM	2.702		3.073
8/9/2021 2:06 PM	2.76		3.061
8/9/2021 2:12 PM	1.765		3.059
8/9/2021 2:18 PM	1.124		3.075
8/9/2021 2:24 PM	0.991		3.063
8/9/2021 2:30 PM	0.949		3.092
8/9/2021 2:36 PM	0.941		3.112
8/9/2021 2:42 PM	0.894		3.142
8/9/2021 2:48 PM	0.827		3.132
8/9/2021 2:54 PM	0.738		3.153
8/9/2021 3:00 PM	0.588		3.192
8/9/2021 3:06 PM	0.429		3.195
8/9/2021 3:12 PM	0.361		3.187
8/9/2021 3:18 PM	0.437		3.19
8/9/2021 3:24 PM	0.587		3.212
8/9/2021 3:30 PM	0.714		3.218
8/9/2021 3:36 PM	0.757		3.217
8/9/2021 3:42 PM	0.768		3.219
8/9/2021 3:48 PM	0.731		3.21
8/9/2021 3:54 PM	0.643		3.212
8/9/2021 4:00 PM	0.567		3.214
8/9/2021 4:06 PM	0.46		3.208
8/9/2021 4:12 PM	0.302		3.085
8/9/2021 4:18 PM	0.179		3.04
8/9/2021 4:24 PM	0.093		3.074
8/9/2021 4:30 PM	0.042		3.131
8/9/2021 4:36 PM	-0.163		4.073
8/9/2021 4:42 PM	-0.385		4.68
8/9/2021 4:48 PM	-0.509		4.449
8/9/2021 4:54 PM	-0.573		3.956
8/9/2021 5:00 PM	-0.531		3.915
8/9/2021 5:06 PM	-0.528		3.876
8/9/2021 5:12 PM	-0.538		3.909
8/9/2021 5:18 PM	-0.464		3.934
8/9/2021 5:24 PM	-0.431		3.93
8/9/2021 5:30 PM	-0.38		3.933
8/9/2021 5:36 PM	-0.364		3.916
8/9/2021 5:42 PM	-0.352		3.917
8/9/2021 5:48 PM	-0.309		3.931
8/9/2021 5:54 PM	-0.273		3.934
8/9/2021 6:00 PM	-0.237		3.932
8/9/2021 6:06 PM	-0.205		3.934
8/9/2021 6:12 PM	-0.186		3.944
8/9/2021 6:18 PM	-0.171		3.965
8/9/2021 6:24 PM	-0.174		3.952
8/9/2021 6:30 PM	-0.161		3.952

## Opacity Data Summary Report

**Company:** New York City D.E.P.  
 North River Wastewater Resource Recovery Facility  
 New York, NY 10031



**Data Group:** Valid Data  
**Report Name:** 3rd Quarter 2021

**Start of Report:** 7/1/2021 0:00  
**End of Report:** 9/30/2021 23:54

All Opacity Data

Date & Time	PE 1	PE 2	PE 4
	%	%	%
8/9/2021 6:36 PM	-0.124		3.977
8/9/2021 6:42 PM	-0.112		4.006
8/9/2021 6:48 PM	-0.083		4.035
8/9/2021 6:54 PM	-0.077		4.011
8/9/2021 7:00 PM	-0.085		3.881
8/9/2021 7:06 PM	-0.069		3.729
8/9/2021 7:12 PM	-0.05		3.675
8/9/2021 7:18 PM	-0.039		3.626
8/9/2021 7:24 PM	-0.049		3.6
8/9/2021 7:30 PM	-0.04		3.604
8/9/2021 7:36 PM	-0.005		3.597
8/9/2021 7:42 PM	0.008		3.577
8/9/2021 7:48 PM	-0.016		3.559
8/9/2021 7:54 PM	-0.012		3.552
8/9/2021 8:00 PM	0.009		3.562
8/9/2021 8:06 PM	-0.003		3.57
8/9/2021 8:12 PM	-0.009		3.549
8/9/2021 8:18 PM	0.022		3.55
8/9/2021 8:24 PM	0.012		3.573
8/9/2021 8:30 PM	0.028		3.604
8/9/2021 8:36 PM	0.043		3.58
8/9/2021 8:42 PM	0.035		3.563
8/9/2021 8:48 PM	0.039		3.585
8/9/2021 8:54 PM	0.044		3.607
8/9/2021 9:00 PM	0.044		3.598
8/9/2021 9:06 PM	0.052		3.604
8/9/2021 9:12 PM	0.037		3.6
8/9/2021 9:18 PM	0.012		3.595
8/9/2021 9:24 PM	0.012		3.618
8/9/2021 9:30 PM	-0.009		3.611
8/9/2021 9:36 PM	-0.02		3.592
8/9/2021 9:42 PM	-0.023		3.596
8/9/2021 9:48 PM	-0.026		3.601
8/9/2021 9:54 PM	-0.029		3.598
8/9/2021 10:00 PM	-0.015		3.591
8/9/2021 10:06 PM	0.005		3.602
8/9/2021 10:12 PM	-0.012		3.608
8/9/2021 10:18 PM	-0.019		3.612
8/9/2021 10:24 PM	-0.014		3.626
8/9/2021 10:30 PM	-0.028		3.626
8/9/2021 10:36 PM	-0.014		3.614
8/9/2021 10:42 PM	-0.007		3.622
8/9/2021 10:48 PM	-0.01		3.62
8/9/2021 10:54 PM	-0.017		3.62
8/9/2021 11:00 PM	-0.032		3.64
8/9/2021 11:06 PM	-0.037		3.628
8/9/2021 11:12 PM	-0.048		3.612
8/9/2021 11:18 PM	-0.043		3.639
8/9/2021 11:24 PM	-0.03		3.626
8/9/2021 11:30 PM	-0.03		3.616

## Opacity Data Summary Report

**Company:** New York City D.E.P.  
North River Wastewater Resource Recovery Facility  
New York, NY 10031



**Data Group:** Valid Data  
**Report Name:** 3rd Quarter 2021

**Start of Report:** 7/1/2021 0:00  
**End of Report:** 9/30/2021 23:54

All Opacity Data

Date & Time	PE 1	PE 2	PE 4
	%	%	%
8/9/2021 11:36 PM	-0.029		3.631
8/9/2021 11:42 PM	-0.023		3.639
8/9/2021 11:48 PM	-0.024		3.611
8/9/2021 11:54 PM	-0.04		3.622
8/10/2021 12:00 AM	-0.028		3.607
8/10/2021 12:06 AM	-0.007		3.544
8/10/2021 12:12 AM	0.019		3.512
8/10/2021 12:18 AM	0.022		3.528
8/10/2021 12:24 AM	0.015		3.534
8/10/2021 12:30 AM	0.013		3.556
8/10/2021 12:36 AM	0.04		3.566
8/10/2021 12:42 AM	0.035		3.551
8/10/2021 12:48 AM	0.042		3.563
8/10/2021 12:54 AM	0.047		3.589
8/10/2021 1:00 AM	0.044		3.579
8/10/2021 1:06 AM	0.041		3.578
8/10/2021 1:12 AM	0.052		3.571
8/10/2021 1:18 AM	0.06		3.582
8/10/2021 1:24 AM	0.057		3.601
8/10/2021 1:30 AM	0.06		3.604
8/10/2021 1:36 AM	0.072		3.623
8/10/2021 1:42 AM	0.066		3.59
8/10/2021 1:48 AM	0.043		3.576
8/10/2021 1:54 AM	0.025		3.59
8/10/2021 2:00 AM	0.032		3.599
8/10/2021 2:06 AM	0.03		3.588
8/10/2021 2:12 AM	0.027		3.588
8/10/2021 2:18 AM	0.033		3.606
8/10/2021 2:24 AM	0.024		3.61
8/10/2021 2:30 AM	0.03		3.613
8/10/2021 2:36 AM	0.048		3.612
8/10/2021 2:42 AM	0.049		3.62
8/10/2021 2:48 AM	0.055		3.621
8/10/2021 2:54 AM	0.028		3.62
8/10/2021 3:00 AM	0.031		3.606
8/10/2021 3:06 AM	0.028		3.616
8/10/2021 3:12 AM	0.024		3.64
8/10/2021 3:18 AM	0.039		3.624
8/10/2021 3:24 AM	0.037		3.61
8/10/2021 3:30 AM	0.044		3.614
8/10/2021 3:36 AM	0.046		3.61
8/10/2021 3:42 AM	0.03		3.698
8/10/2021 3:48 AM	0.037		3.922
8/10/2021 3:54 AM	0.047		3.954
8/10/2021 4:00 AM	0.033		3.947
8/10/2021 4:06 AM	0.051		3.945
8/10/2021 4:12 AM	0.067		3.945
8/10/2021 4:18 AM	0.065		3.937
8/10/2021 4:24 AM	0.061		3.926
8/10/2021 4:30 AM	0.064		3.926

## Opacity Data Summary Report

**Company:** New York City D.E.P.  
North River Wastewater Resource Recovery Facility  
New York, NY 10031



**Data Group:** Valid Data  
**Report Name:** 3rd Quarter 2021

**Start of Report:** 7/1/2021 0:00  
**End of Report:** 9/30/2021 23:54

All Opacity Data

Date & Time	PE 1	PE 2	PE 4
	%	%	%
8/10/2021 4:36 AM	0.067		3.934
8/10/2021 4:42 AM	0.064		3.925
8/10/2021 4:48 AM	0.053		3.917
8/10/2021 4:54 AM	0.046		3.91
8/10/2021 5:00 AM	0.048		3.907
8/10/2021 5:06 AM	0.035		3.911
8/10/2021 5:12 AM	0.031		3.894
8/10/2021 5:18 AM	0.026		3.903
8/10/2021 5:24 AM	0.026		3.901
8/10/2021 5:30 AM	0.029		3.921
8/10/2021 5:36 AM	0.031		3.936
8/10/2021 5:42 AM	0.046		3.921
8/10/2021 5:48 AM	0.052		3.915
8/10/2021 5:54 AM	0.054		3.947
8/10/2021 6:00 AM	0.059		3.962
8/10/2021 6:06 AM	0.056		3.93
8/10/2021 6:12 AM	0.04		3.93
8/10/2021 6:18 AM	0.045		3.932
8/10/2021 6:24 AM	0.043		3.934
8/10/2021 6:30 AM	0.034		3.937
8/10/2021 6:36 AM	0.066		3.941
8/10/2021 6:42 AM	0.058		3.932
8/10/2021 6:48 AM	0.04		3.923
8/10/2021 6:54 AM	0.045		3.913
8/10/2021 7:00 AM	0.03		3.931
8/10/2021 7:06 AM	0.03		3.937
8/10/2021 7:12 AM	0.031		3.913
8/10/2021 7:18 AM	0.035		3.895
8/10/2021 7:24 AM	0.042		3.896
8/10/2021 7:30 AM	0.052		3.29
8/10/2021 7:36 AM	0.058		1.76
8/10/2021 7:42 AM	0.055		0.978
8/10/2021 7:48 AM	0.061		1.001
8/10/2021 7:54 AM	0.057		0.99
8/10/2021 8:00 AM	0.075		0.997
8/10/2021 8:06 AM	0.082		1.013
8/10/2021 8:12 AM	0.089		1.015
8/10/2021 8:18 AM	0.103		1.009
8/10/2021 8:24 AM	0.113		1.012
8/10/2021 8:30 AM	0.108		0.999
8/10/2021 8:36 AM	0.096		0.998
8/10/2021 8:42 AM	0.112		1.024
8/10/2021 8:48 AM	0.099		1.022
8/10/2021 8:54 AM	0.046		1.004
8/10/2021 9:00 AM	0.002		0.988
8/10/2021 9:06 AM	-0.047		0.988
8/10/2021 9:12 AM	-0.082		0.99
8/10/2021 9:18 AM	-0.104		0.989
8/10/2021 9:24 AM	-0.12		1.009
8/10/2021 9:30 AM	-0.118		0.999

## Opacity Data Summary Report

**Company:** New York City D.E.P.  
North River Wastewater Resource Recovery Facility  
New York, NY 10031



**Data Group:** Valid Data  
**Report Name:** 3rd Quarter 2021

**Start of Report:** 7/1/2021 0:00  
**End of Report:** 9/30/2021 23:54

All Opacity Data

Date & Time	PE 1	PE 2	PE 4
	%	%	%
8/10/2021 9:36 AM	-0.131		0.99
8/10/2021 9:42 AM	-0.133		0.983
8/10/2021 9:48 AM	-0.104		0.982
8/10/2021 9:54 AM	-0.101		0.99
8/10/2021 10:00 AM	-0.099		0.986
8/10/2021 10:06 AM	-0.079		0.983
8/10/2021 10:12 AM	-0.042		0.993
8/10/2021 10:18 AM	-0.019		0.996
8/10/2021 10:24 AM	0.003		0.995
8/10/2021 10:30 AM	0.017		0.998
8/10/2021 10:36 AM	0.018		0.991
8/10/2021 10:42 AM	0.028		0.995
8/10/2021 10:48 AM	0.035		1.003
8/10/2021 10:54 AM	0.046		0.998
8/10/2021 11:00 AM	0.044		1.005
8/10/2021 11:06 AM	0.035		0.996
8/10/2021 11:12 AM	0.048		0.995
8/10/2021 11:18 AM	0.072		0.991
8/10/2021 11:24 AM	0.074		0.998
8/10/2021 11:30 AM	0.068		0.997
8/10/2021 11:36 AM	0.051		0.991
8/10/2021 11:42 AM	0.037		0.988
8/10/2021 11:48 AM	0.045		0.976
8/10/2021 11:54 AM	0.06		0.982
8/10/2021 12:00 PM	0.114		0.976
8/10/2021 12:06 PM	0.28		0.988
8/10/2021 12:12 PM	0.279		0.989
8/10/2021 12:18 PM	0.277		0.982
8/10/2021 12:24 PM	0.279		0.984
8/10/2021 12:30 PM	0.301		0.992
8/10/2021 12:36 PM	0.288		0.989
8/10/2021 12:42 PM	0.258		0.985
8/10/2021 12:48 PM	0.243		0.974
8/10/2021 12:54 PM	0.232		0.959
8/10/2021 1:00 PM	0.229		0.957
8/10/2021 1:06 PM	0.23		0.966
8/10/2021 1:12 PM	0.227		0.975
8/10/2021 1:18 PM	0.245		0.973
8/10/2021 1:24 PM	0.249		0.957
8/10/2021 1:30 PM	0.251		0.963
8/10/2021 1:36 PM	0.27		0.956
8/10/2021 1:42 PM	0.278		0.952
8/10/2021 1:48 PM	0.275		0.954
8/10/2021 1:54 PM	0.269		0.954
8/10/2021 2:00 PM	0.275		0.974
8/10/2021 2:06 PM	0.28		0.98
8/10/2021 2:12 PM	0.281		0.972
8/10/2021 2:18 PM	0.262		0.969
8/10/2021 2:24 PM	0.241		0.974
8/10/2021 2:30 PM	0.24		0.977

## Opacity Data Summary Report

**Company:** New York City D.E.P.  
 North River Wastewater Resource Recovery Facility  
 New York, NY 10031



**Data Group:** Valid Data  
**Report Name:** 3rd Quarter 2021

**Start of Report:** 7/1/2021 0:00  
**End of Report:** 9/30/2021 23:54

All Opacity Data

Date & Time	PE 1	PE 2	PE 4
	%	%	%
8/10/2021 2:36 PM	0.248		0.973
8/10/2021 2:42 PM	0.257		0.97
8/10/2021 2:48 PM	0.271		0.974
8/10/2021 2:54 PM	0.271		0.968
8/10/2021 3:00 PM	0.271		0.97
8/10/2021 3:06 PM	0.276		0.967
8/10/2021 3:12 PM	0.264		0.967
8/10/2021 3:18 PM	0.261		0.964
8/10/2021 3:24 PM	0.262		0.969
8/10/2021 3:30 PM	0.269		0.981
8/10/2021 3:36 PM	0.288		0.993
8/10/2021 3:42 PM	0.327		0.993
8/10/2021 3:48 PM	0.347		1.003
8/10/2021 3:54 PM	0.356		1.006
8/10/2021 4:00 PM	0.359		1.006
8/10/2021 4:06 PM	0.366		1.007
8/10/2021 4:12 PM	0.359		0.999
8/10/2021 4:18 PM	0.336		1.015
8/10/2021 4:24 PM	0.335		1.026
8/10/2021 4:30 PM	0.347		1.041
8/10/2021 4:36 PM	0.338		1.05
8/10/2021 4:42 PM	0.33		1.059
8/10/2021 4:48 PM	0.313		1.059
8/10/2021 4:54 PM	0.297		1.062
8/10/2021 5:00 PM	0.299		1.064
8/10/2021 5:06 PM	0.311		1.068
8/10/2021 5:12 PM	0.313		1.082
8/10/2021 5:18 PM	0.322		1.093
8/10/2021 5:24 PM	0.338		1.099
8/10/2021 5:30 PM	0.359		1.106
8/10/2021 5:36 PM	0.365		1.11
8/10/2021 5:42 PM	0.372		1.11
8/10/2021 5:48 PM	0.384		1.122
8/10/2021 5:54 PM	0.388		1.127
8/10/2021 6:00 PM	0.394		1.137
8/10/2021 6:06 PM	0.399		1.142
8/10/2021 6:12 PM	0.405		1.155
8/10/2021 6:18 PM	0.394		1.16
8/10/2021 6:24 PM	0.435		1.192
8/10/2021 6:30 PM	0.599		1.319
8/10/2021 6:36 PM	0.854		1.395
8/10/2021 6:42 PM	1.207		1.415
8/10/2021 6:48 PM	1.504		1.431
8/10/2021 6:54 PM	1.601		1.406
8/10/2021 7:00 PM	1.567		1.38
8/10/2021 7:06 PM	1.429		1.361
8/10/2021 7:12 PM	1.275		1.337
8/10/2021 7:18 PM	1.232		1.333
8/10/2021 7:24 PM	1.229		1.324
8/10/2021 7:30 PM	1.161		1.315

## Opacity Data Summary Report

**Company:** New York City D.E.P.  
North River Wastewater Resource Recovery Facility  
New York, NY 10031



**Data Group:** Valid Data  
**Report Name:** 3rd Quarter 2021

**Start of Report:** 7/1/2021 0:00  
**End of Report:** 9/30/2021 23:54

All Opacity Data

Date & Time	PE 1	PE 2	PE 4
	%	%	%
8/10/2021 7:36 PM	1.072		1.318
8/10/2021 7:42 PM	1.018		1.319
8/10/2021 7:48 PM	6.655		1.334
8/10/2021 7:54 PM	6.611		1.355
8/10/2021 8:00 PM	5.23		1.378
8/10/2021 8:06 PM	3.639		8.073
8/10/2021 8:12 PM	3.294		15.329
8/10/2021 8:18 PM	2.836		10.728
8/10/2021 8:24 PM	2.309		7.666
8/10/2021 8:30 PM	2.359		7.474
8/10/2021 8:36 PM	2.5		6.915
8/10/2021 8:42 PM	1.838		4.402
8/10/2021 8:48 PM	1.547		1.905
8/10/2021 8:54 PM	1.49		1.121
8/10/2021 9:00 PM	1.472		1.139
8/10/2021 9:06 PM	1.436		1.129
8/10/2021 9:12 PM	1.446		1.123
8/10/2021 9:18 PM	1.464		3.605
8/10/2021 9:24 PM	1.302		6.985
8/10/2021 9:30 PM	1.123		5.965
8/10/2021 9:36 PM	1.018		5.336
8/10/2021 9:42 PM	0.875		5.091
8/10/2021 9:48 PM	0.642		4.186
8/10/2021 9:54 PM	0.303		3.084
8/10/2021 10:00 PM	0.26		2.923
8/10/2021 10:06 PM	0.306		2.965
8/10/2021 10:12 PM	0.33		2.884
8/10/2021 10:18 PM	0.418		2.679
8/10/2021 10:24 PM	0.528		2.78
8/10/2021 10:30 PM	0.404		3.047
8/10/2021 10:36 PM	0.177		2.901
8/10/2021 10:42 PM	0.093		2.676
8/10/2021 10:48 PM	0.056		2.743
8/10/2021 10:54 PM	0.067		2.793
8/10/2021 11:00 PM	0.1		2.822
8/10/2021 11:06 PM	0.208		2.848
8/10/2021 11:12 PM	0.396		2.881
8/10/2021 11:18 PM	0.495		2.879
8/10/2021 11:24 PM	0.51		2.312
8/10/2021 11:30 PM	0.549		1.317
8/10/2021 11:36 PM	0.582		1.009
8/10/2021 11:42 PM	0.515		1.005
8/10/2021 11:48 PM	0.122		1.03
8/10/2021 11:54 PM	-0.216		1.049
8/11/2021 12:00 AM	-0.285		1.047
8/11/2021 12:06 AM	-0.275		1.038
8/11/2021 12:12 AM	-0.28		1.036
8/11/2021 12:18 AM	-0.29		1.062
8/11/2021 12:24 AM	-0.228		1.081
8/11/2021 12:30 AM	-0.18		1.081

## Opacity Data Summary Report

**Company:** New York City D.E.P.  
North River Wastewater Resource Recovery Facility  
New York, NY 10031



**Data Group:** Valid Data  
**Report Name:** 3rd Quarter 2021

**Start of Report:** 7/1/2021 0:00  
**End of Report:** 9/30/2021 23:54

All Opacity Data

Date & Time	PE 1	PE 2	PE 4
	%	%	%
8/11/2021 12:36 AM	-0.122		1.08
8/11/2021 12:42 AM	-0.121		1.084
8/11/2021 12:48 AM	-0.129		1.083
8/11/2021 12:54 AM	-0.138		1.061
8/11/2021 1:00 AM	-0.107		1.076
8/11/2021 1:06 AM	-0.094		1.082
8/11/2021 1:12 AM	-0.071		1.082
8/11/2021 1:18 AM	-0.045		1.077
8/11/2021 1:24 AM	-0.029		1.077
8/11/2021 1:30 AM	0.021		1.082
8/11/2021 1:36 AM	0.036		1.085
8/11/2021 1:42 AM	0.033		1.079
8/11/2021 1:48 AM	0.065		1.079
8/11/2021 1:54 AM	0.065		1.095
8/11/2021 2:00 AM	0.093		1.078
8/11/2021 2:06 AM	0.097		1.085
8/11/2021 2:12 AM	0.102		1.106
8/11/2021 2:18 AM	0.133		1.11
8/11/2021 2:24 AM	0.144		1.101
8/11/2021 2:30 AM	0.13		1.091
8/11/2021 2:36 AM	0.156		1.089
8/11/2021 2:42 AM	0.14		1.098
8/11/2021 2:48 AM	0.113		1.093
8/11/2021 2:54 AM	0.133		1.084
8/11/2021 3:00 AM	0.139		1.09
8/11/2021 3:06 AM	0.147		1.098
8/11/2021 3:12 AM	0.136		1.098
8/11/2021 3:18 AM	0.112		1.079
8/11/2021 3:24 AM	0.128		1.082
8/11/2021 3:30 AM	0.163		1.103
8/11/2021 3:36 AM	0.179		1.098
8/11/2021 3:42 AM	0.185		1.102
8/11/2021 3:48 AM	0.199		1.107
8/11/2021 3:54 AM	0.196		1.101
8/11/2021 4:00 AM	0.209		1.095
8/11/2021 4:06 AM	0.21		1.101
8/11/2021 4:12 AM	0.217		1.106
8/11/2021 4:18 AM	0.245		1.102
8/11/2021 4:24 AM	0.223		1.102
8/11/2021 4:30 AM	0.237		1.099
8/11/2021 4:36 AM	0.246		1.099
8/11/2021 4:42 AM	0.243		1.107
8/11/2021 4:48 AM	0.22		1.098
8/11/2021 4:54 AM	0.261		1.091
8/11/2021 5:00 AM	0.307		1.1
8/11/2021 5:06 AM	0.287		1.107
8/11/2021 5:12 AM	0.289		1.098
8/11/2021 5:18 AM	0.31		1.094
8/11/2021 5:24 AM	0.315		1.097
8/11/2021 5:30 AM	0.299		1.091



## Opacity Data Summary Report

**Company:** New York City D.E.P.  
North River Wastewater Resource Recovery Facility  
New York, NY 10031



**Data Group:** Valid Data  
**Report Name:** 3rd Quarter 2021

**Start of Report:** 7/1/2021 0:00  
**End of Report:** 9/30/2021 23:54

All Opacity Data

Date & Time	PE 1	PE 2	PE 4
	%	%	%
8/11/2021 5:36 AM	0.295		1.094
8/11/2021 5:42 AM	0.3		1.094
8/11/2021 5:48 AM	0.298		1.099
8/11/2021 5:54 AM	0.316		1.097
8/11/2021 6:00 AM	0.339		1.091
8/11/2021 6:06 AM	0.307		1.095
8/11/2021 6:12 AM	0.307		1.096
8/11/2021 6:18 AM	0.305		1.1
8/11/2021 6:24 AM	0.308		1.097
8/11/2021 6:30 AM	0.355		1.096
8/11/2021 6:36 AM	0.344		1.089
8/11/2021 6:42 AM	2.624		1.082
8/11/2021 6:48 AM	3.712		1.091
8/11/2021 6:54 AM	1.757		1.092
8/11/2021 7:00 AM	1.729		1.084
8/11/2021 7:06 AM	1.668		1.089
8/11/2021 7:12 AM	1.589		1.097
8/11/2021 7:18 AM	1.448		1.104
8/11/2021 7:24 AM	1.299		1.105
8/11/2021 7:30 AM	1.008		1.107
8/11/2021 7:36 AM	0.864		1.121
8/11/2021 7:42 AM	0.949		1.124
8/11/2021 7:48 AM	1.095		1.138
8/11/2021 7:54 AM	1.158		1.149
8/11/2021 8:00 AM	1.147		1.152
8/11/2021 8:06 AM	1.068		1.153
8/11/2021 8:12 AM	1		1.158
8/11/2021 8:18 AM	0.875		1.166
8/11/2021 8:24 AM	0.67		1.168
8/11/2021 8:30 AM	0.475		1.172
8/11/2021 8:36 AM	0.307		1.168
8/11/2021 8:42 AM	-0.048		1.163
8/11/2021 8:48 AM	-0.25		1.155
8/11/2021 8:54 AM	-0.195		1.151
8/11/2021 9:00 AM	-0.187		1.157
8/11/2021 9:06 AM	-0.154		1.172
8/11/2021 9:12 AM	-0.111		1.179
8/11/2021 9:18 AM	-0.096		1.184
8/11/2021 9:24 AM	-0.088		1.191
8/11/2021 9:30 AM	-0.06		1.198
8/11/2021 9:36 AM	-0.05		1.202
8/11/2021 9:42 AM	-0.007		1.199
8/11/2021 9:48 AM	0.034		1.199
8/11/2021 9:54 AM	0.247		1.204
8/11/2021 10:00 AM	0.302		4.228
8/11/2021 10:06 AM	0.138		7.662
8/11/2021 10:12 AM	0.09		5.044
8/11/2021 10:18 AM	0.125		3.56
8/11/2021 10:24 AM	0.166		3.469
8/11/2021 10:30 AM	0.175		3.424

## Opacity Data Summary Report

**Company:** New York City D.E.P.  
North River Wastewater Resource Recovery Facility  
New York, NY 10031



**Data Group:** Valid Data  
**Report Name:** 3rd Quarter 2021

**Start of Report:** 7/1/2021 0:00  
**End of Report:** 9/30/2021 23:54

All Opacity Data

Date & Time	PE 1	PE 2	PE 4
	%	%	%
8/11/2021 10:36 AM	0.165		3.39
8/11/2021 10:42 AM	0.192		3.391
8/11/2021 10:48 AM	0.206		3.422
8/11/2021 10:54 AM	0.221		3.456
8/11/2021 11:00 AM	0.243		3.44
8/11/2021 11:06 AM	0.254		3.416
8/11/2021 11:12 AM	0.262		3.368
8/11/2021 11:18 AM	0.251		3.263
8/11/2021 11:24 AM	1.93		3.209
8/11/2021 11:30 AM	10.574		3.151
8/11/2021 11:36 AM	9.764		3.098
8/11/2021 11:42 AM	0.729		2.385
8/11/2021 11:48 AM	0.217		1.188
8/11/2021 11:54 AM	0.169		0.939
8/11/2021 12:00 PM	0.172		0.964
8/11/2021 12:06 PM	0.279		0.973
8/11/2021 12:12 PM	0.279		0.98
8/11/2021 12:18 PM	0.293		0.988
8/11/2021 12:24 PM	0.331		0.982
8/11/2021 12:30 PM	0.365		0.986
8/11/2021 12:36 PM	0.371		0.995
8/11/2021 12:42 PM	0.419		0.993
8/11/2021 12:48 PM	0.456		0.982
8/11/2021 12:54 PM	0.494		0.987
8/11/2021 1:00 PM	0.52		0.993
8/11/2021 1:06 PM	0.52		0.999
8/11/2021 1:12 PM	0.554		0.993
8/11/2021 1:18 PM	0.575		0.979
8/11/2021 1:24 PM	0.555		0.988
8/11/2021 1:30 PM	0.556		0.99
8/11/2021 1:36 PM	0.543		0.996
8/11/2021 1:42 PM	0.541		1.007
8/11/2021 1:48 PM	0.562		1.003
8/11/2021 1:54 PM	0.545		1
8/11/2021 2:00 PM	0.566		1.012
8/11/2021 2:06 PM	0.545		1.023
8/11/2021 2:12 PM	0.487		1.025
8/11/2021 2:18 PM	0.448		1.016
8/11/2021 2:24 PM	0.453		1.016
8/11/2021 2:30 PM	0.457		1.017
8/11/2021 2:36 PM	0.441		1.011
8/11/2021 2:42 PM	0.46		1.007
8/11/2021 2:48 PM	0.481		0.999
8/11/2021 2:54 PM	0.463		1.003
8/11/2021 3:00 PM	0.502		1.016
8/11/2021 3:06 PM	0.532		1.001
8/11/2021 3:12 PM	0.535		0.991
8/11/2021 3:18 PM	0.536		0.988
8/11/2021 3:24 PM	0.553		0.987
8/11/2021 3:30 PM	0.582		0.998

## Opacity Data Summary Report

**Company:** New York City D.E.P.  
North River Wastewater Resource Recovery Facility  
New York, NY 10031



**Data Group:** Valid Data  
**Report Name:** 3rd Quarter 2021

**Start of Report:** 7/1/2021 0:00  
**End of Report:** 9/30/2021 23:54

All Opacity Data

Date & Time	PE 1	PE 2	PE 4
	%	%	%
8/11/2021 3:36 PM	0.595		1.005
8/11/2021 3:42 PM	0.618		1.006
8/11/2021 3:48 PM	0.627		1.002
8/11/2021 3:54 PM	0.637		0.992
8/11/2021 4:00 PM	0.648		0.988
8/11/2021 4:06 PM	0.637		0.994
8/11/2021 4:12 PM	0.635		1.006
8/11/2021 4:18 PM	0.619		1.004
8/11/2021 4:24 PM	0.619		1.005
8/11/2021 4:30 PM	0.627		1
8/11/2021 4:36 PM	0.649		0.993
8/11/2021 4:42 PM	0.642		1.007
8/11/2021 4:48 PM	0.609		1.008
8/11/2021 4:54 PM	0.615		0.998
8/11/2021 5:00 PM	0.636		1
8/11/2021 5:06 PM	0.674		0.998
8/11/2021 5:12 PM	0.679		0.999
8/11/2021 5:18 PM	0.705		1.007
8/11/2021 5:24 PM	0.728		1.002
8/11/2021 5:30 PM	0.721		1.002
8/11/2021 5:36 PM	0.724		1.008
8/11/2021 5:42 PM	0.753		1.021
8/11/2021 5:48 PM	0.8		1.017
8/11/2021 5:54 PM	0.822		1.014
8/11/2021 6:00 PM	0.841		1.017
8/11/2021 6:06 PM	0.829		1.012
8/11/2021 6:12 PM	0.808		1.015
8/11/2021 6:18 PM	0.811		1.018
8/11/2021 6:24 PM	0.824		1.02
8/11/2021 6:30 PM	0.825		1.035
8/11/2021 6:36 PM	0.83		1.036
8/11/2021 6:42 PM	0.831		1.027
8/11/2021 6:48 PM	0.854		1.023
8/11/2021 6:54 PM	0.876		1.023
8/11/2021 7:00 PM	0.865		1.028
8/11/2021 7:06 PM	0.828		1.033
8/11/2021 7:12 PM	0.782		1.032
8/11/2021 7:18 PM	0.764		1.037
8/11/2021 7:24 PM	0.745		1.053
8/11/2021 7:30 PM	5.767		1.098
8/11/2021 7:36 PM	11.169		1.172
8/11/2021 7:42 PM	6.889		1.232
8/11/2021 7:48 PM	2.519		1.238
8/11/2021 7:54 PM	1.071		1.229
8/11/2021 8:00 PM	0.872		1.218
8/11/2021 8:06 PM	0.783		1.205
8/11/2021 8:12 PM	0.729		1.198
8/11/2021 8:18 PM	0.719		1.2
8/11/2021 8:24 PM	0.698		1.204
8/11/2021 8:30 PM	0.688		1.216

## Opacity Data Summary Report

**Company:** New York City D.E.P.  
North River Wastewater Resource Recovery Facility  
New York, NY 10031



**Data Group:** Valid Data  
**Report Name:** 3rd Quarter 2021

**Start of Report:** 7/1/2021 0:00  
**End of Report:** 9/30/2021 23:54

All Opacity Data

Date & Time	PE 1	PE 2	PE 4
	%	%	%
8/11/2021 8:36 PM	0.721		1.226
8/11/2021 8:42 PM	0.783		1.243
8/11/2021 8:48 PM	0.762		1.242
8/11/2021 8:54 PM	0.777		1.245
8/11/2021 9:00 PM	0.762		1.261
8/11/2021 9:06 PM	0.778		1.294
8/11/2021 9:12 PM	0.843		1.335
8/11/2021 9:18 PM	0.831		1.332
8/11/2021 9:24 PM	0.776		1.312
8/11/2021 9:30 PM	0.715		1.287
8/11/2021 9:36 PM	0.659		4.362
8/11/2021 9:42 PM	0.632		7.827
8/11/2021 9:48 PM	0.637		4.98
8/11/2021 9:54 PM	0.646		3.706
8/11/2021 10:00 PM	0.636		3.635
8/11/2021 10:06 PM	0.62		3.63
8/11/2021 10:12 PM	0.602		3.64
8/11/2021 10:18 PM	0.598		3.654
8/11/2021 10:24 PM	0.598		3.696
8/11/2021 10:30 PM	0.57		3.678
8/11/2021 10:36 PM	0.547		3.537
8/11/2021 10:42 PM	0.553		3.453
8/11/2021 10:48 PM	0.535		3.4
8/11/2021 10:54 PM	0.533		3.385
8/11/2021 11:00 PM	0.528		3.316
8/11/2021 11:06 PM	0.502		3.231
8/11/2021 11:12 PM	0.491		3.183
8/11/2021 11:18 PM	0.506		3.233
8/11/2021 11:24 PM	0.522		3.222
8/11/2021 11:30 PM	0.533		3.161
8/11/2021 11:36 PM	0.556		3.141
8/11/2021 11:42 PM	0.559		3.124
8/11/2021 11:48 PM	0.561		3.133
8/11/2021 11:54 PM	0.564		3.121
8/12/2021 12:00 AM	0.574		3.105
8/12/2021 12:06 AM	0.566		3.098
8/12/2021 12:12 AM	0.558		3.064
8/12/2021 12:18 AM	0.575		3.064
8/12/2021 12:24 AM	0.564		3.074
8/12/2021 12:30 AM	0.574		3.039
8/12/2021 12:36 AM	0.607		3.004
8/12/2021 12:42 AM	0.626		3.021
8/12/2021 12:48 AM	0.615		3.009
8/12/2021 12:54 AM	0.594		2.639
8/12/2021 1:00 AM	0.605		1.587
8/12/2021 1:06 AM	0.616		1.063
8/12/2021 1:12 AM	0.614		1.073
8/12/2021 1:18 AM	0.62		1.056
8/12/2021 1:24 AM	0.61		1.069
8/12/2021 1:30 AM	0.588		1.07

## Opacity Data Summary Report

**Company:** New York City D.E.P.  
North River Wastewater Resource Recovery Facility  
New York, NY 10031



**Data Group:** Valid Data  
**Report Name:** 3rd Quarter 2021

**Start of Report:** 7/1/2021 0:00  
**End of Report:** 9/30/2021 23:54

All Opacity Data

Date & Time	PE 1	PE 2	PE 4
	%	%	%
8/12/2021 1:36 AM	0.591		1.074
8/12/2021 1:42 AM	0.596		1.072
8/12/2021 1:48 AM	0.583		1.06
8/12/2021 1:54 AM	0.609		1.064
8/12/2021 2:00 AM	0.619		1.072
8/12/2021 2:06 AM	0.591		1.076
8/12/2021 2:12 AM	0.622		1.089
8/12/2021 2:18 AM	0.628		1.093
8/12/2021 2:24 AM	0.626		1.094
8/12/2021 2:30 AM	0.639		1.091
8/12/2021 2:36 AM	0.631		1.101
8/12/2021 2:42 AM	0.625		1.109
8/12/2021 2:48 AM	0.628		1.099
8/12/2021 2:54 AM	0.635		1.093
8/12/2021 3:00 AM	0.636		1.105
8/12/2021 3:06 AM	0.633		1.098
8/12/2021 3:12 AM	0.632		1.1
8/12/2021 3:18 AM	0.628		1.11
8/12/2021 3:24 AM	0.635		1.115
8/12/2021 3:30 AM	0.641		1.113
8/12/2021 3:36 AM	0.63		1.116
8/12/2021 3:42 AM	0.632		1.11
8/12/2021 3:48 AM	0.633		1.11
8/12/2021 3:54 AM	0.627		1.109
8/12/2021 4:00 AM	0.626		1.121
8/12/2021 4:06 AM	0.621		1.112
8/12/2021 4:12 AM	0.61		1.104
8/12/2021 4:18 AM	0.612		1.102
8/12/2021 4:24 AM	0.636		1.101
8/12/2021 4:30 AM	0.637		1.104
8/12/2021 4:36 AM	0.611		1.117
8/12/2021 4:42 AM	0.605		1.122
8/12/2021 4:48 AM	0.617		1.117
8/12/2021 4:54 AM	0.646		1.117
8/12/2021 5:00 AM	0.658		1.109
8/12/2021 5:06 AM	0.639		1.098
8/12/2021 5:12 AM	0.621		1.095
8/12/2021 5:18 AM	0.641		1.112
8/12/2021 5:24 AM	0.641		1.12
8/12/2021 5:30 AM	0.608		1.111
8/12/2021 5:36 AM	0.607		1.105
8/12/2021 5:42 AM	0.601		1.102
8/12/2021 5:48 AM	0.595		1.104
8/12/2021 5:54 AM	0.584		1.108
8/12/2021 6:00 AM	0.591		1.1
8/12/2021 6:06 AM	0.586		1.095
8/12/2021 6:12 AM	0.564		1.099
8/12/2021 6:18 AM	0.589		1.106
8/12/2021 6:24 AM	0.616		1.103
8/12/2021 6:30 AM	0.614		1.108

## Opacity Data Summary Report

**Company:** New York City D.E.P.  
North River Wastewater Resource Recovery Facility  
New York, NY 10031



**Data Group:** Valid Data  
**Report Name:** 3rd Quarter 2021

**Start of Report:** 7/1/2021 0:00  
**End of Report:** 9/30/2021 23:54

All Opacity Data

Date & Time	PE 1	PE 2	PE 4
	%	%	%
8/12/2021 6:36 AM	0.603		1.117
8/12/2021 6:42 AM	0.611		1.105
8/12/2021 6:48 AM	0.606		1.103
8/12/2021 6:54 AM	0.594		1.105
8/12/2021 7:00 AM	0.927		1.1
8/12/2021 7:06 AM	7.423		1.108
8/12/2021 7:12 AM	6.545		1.108
8/12/2021 7:18 AM	4.04		1.109
8/12/2021 7:24 AM	4.713		1.096
8/12/2021 7:30 AM	4.584		1.092
8/12/2021 7:36 AM	2.883		1.087
8/12/2021 7:42 AM	1.548		1.08
8/12/2021 7:48 AM	1.464		1.076
8/12/2021 7:54 AM	1.463		1.064
8/12/2021 8:00 AM	1.486		1.062
8/12/2021 8:06 AM	1.48		1.056
8/12/2021 8:12 AM	1.439		1.046
8/12/2021 8:18 AM	1.308		1.054
8/12/2021 8:24 AM	1.104		1.059
8/12/2021 8:30 AM	0.902		1.054
8/12/2021 8:36 AM	0.828		1.042
8/12/2021 8:42 AM	0.939		1.041
8/12/2021 8:48 AM	1.096		1.042
8/12/2021 8:54 AM	1.185		1.032
8/12/2021 9:00 AM	1.215		1.034
8/12/2021 9:06 AM	1.214		1.047
8/12/2021 9:12 AM	1.087		1.05
8/12/2021 9:18 AM	0.94		1.062
8/12/2021 9:24 AM	0.81		1.062
8/12/2021 9:30 AM	0.662		1.07
8/12/2021 9:36 AM	0.544		1.077
8/12/2021 9:42 AM	0.51		1.082
8/12/2021 9:48 AM	0.477		1.095
8/12/2021 9:54 AM	0.475		1.1
8/12/2021 10:00 AM	0.461		1.1
8/12/2021 10:06 AM	0.497		1.1
8/12/2021 10:12 AM	0.53		1.104
8/12/2021 10:18 AM	0.541		1.111
8/12/2021 10:24 AM	0.577		1.121
8/12/2021 10:30 AM	0.641		1.12
8/12/2021 10:36 AM	0.688		1.12
8/12/2021 10:42 AM	0.713		1.131
8/12/2021 10:48 AM	0.751		1.132
8/12/2021 10:54 AM	0.774		1.123
8/12/2021 11:00 AM	0.796		1.136
8/12/2021 11:06 AM	0.814		1.135
8/12/2021 11:12 AM	0.854		1.139
8/12/2021 11:18 AM	0.877		1.15
8/12/2021 11:24 AM	0.888		1.154
8/12/2021 11:30 AM	0.881		1.148

## Opacity Data Summary Report

**Company:** New York City D.E.P.  
North River Wastewater Resource Recovery Facility  
New York, NY 10031



**Data Group:** Valid Data  
**Report Name:** 3rd Quarter 2021

**Start of Report:** 7/1/2021 0:00  
**End of Report:** 9/30/2021 23:54

All Opacity Data

Date & Time	PE 1	PE 2	PE 4
	%	%	%
8/12/2021 11:36 AM	0.858		1.14
8/12/2021 11:42 AM	0.849		1.142
8/12/2021 11:48 AM	0.861		1.147
8/12/2021 11:54 AM	0.857		1.155
8/12/2021 12:00 PM	0.89		1.158
8/12/2021 12:06 PM	1.076		1.178
8/12/2021 12:12 PM	1.073		1.182
8/12/2021 12:18 PM	1.107		1.186
8/12/2021 12:24 PM	1.166		1.186
8/12/2021 12:30 PM	1.208		1.187
8/12/2021 12:36 PM	1.237		1.187
8/12/2021 12:42 PM	1.281		1.189
8/12/2021 12:48 PM	1.264		1.183
8/12/2021 12:54 PM	1.272		1.181
8/12/2021 1:00 PM	1.307		1.181
8/12/2021 1:06 PM	1.358		1.185
8/12/2021 1:12 PM	1.354		1.187
8/12/2021 1:18 PM	1.301		1.185
8/12/2021 1:24 PM	1.3		1.185
8/12/2021 1:30 PM	1.3		1.19
8/12/2021 1:36 PM	1.287		1.196
8/12/2021 1:42 PM	1.285		1.197
8/12/2021 1:48 PM	1.335		1.2
8/12/2021 1:54 PM	1.401		1.207
8/12/2021 2:00 PM	1.364		1.208
8/12/2021 2:06 PM	1.326		1.208
8/12/2021 2:12 PM	1.322		1.212
8/12/2021 2:18 PM	1.304		1.218
8/12/2021 2:24 PM	1.245		1.215
8/12/2021 2:30 PM	1.26		1.217
8/12/2021 2:36 PM	1.335		1.219
8/12/2021 2:42 PM	1.401		1.218
8/12/2021 2:48 PM	1.395		1.219
8/12/2021 2:54 PM	1.343		1.225
8/12/2021 3:00 PM	1.419		1.228
8/12/2021 3:06 PM	1.558		1.23
8/12/2021 3:12 PM	1.543		1.228
8/12/2021 3:18 PM	1.47		1.23
8/12/2021 3:24 PM	1.48		1.23
8/12/2021 3:30 PM	1.484		1.238
8/12/2021 3:36 PM	1.216		1.245
8/12/2021 3:42 PM	0.853		1.247
8/12/2021 3:48 PM	0.744		1.253
8/12/2021 3:54 PM	0.715		1.258
8/12/2021 4:00 PM	0.722		1.258
8/12/2021 4:06 PM	0.742		1.264
8/12/2021 4:12 PM	0.915		1.334
8/12/2021 4:18 PM	1.096		1.44
8/12/2021 4:24 PM	1.135		1.504
8/12/2021 4:30 PM	1.124		1.526

## Opacity Data Summary Report

**Company:** New York City D.E.P.  
 North River Wastewater Resource Recovery Facility  
 New York, NY 10031



**Data Group:** Valid Data  
**Report Name:** 3rd Quarter 2021

**Start of Report:** 7/1/2021 0:00  
**End of Report:** 9/30/2021 23:54

All Opacity Data

Date & Time	PE 1	PE 2	PE 4
	%	%	%
8/12/2021 4:36 PM	1.049		1.516
8/12/2021 4:42 PM	0.914		1.491
8/12/2021 4:48 PM	0.979		1.459
8/12/2021 4:54 PM	1.098		1.422
8/12/2021 5:00 PM	1.107		1.39
8/12/2021 5:06 PM	1.087		1.365
8/12/2021 5:12 PM	1.023		1.346
8/12/2021 5:18 PM	0.987		1.331
8/12/2021 5:24 PM	0.951		1.328
8/12/2021 5:30 PM	0.905		1.33
8/12/2021 5:36 PM	0.905		1.329
8/12/2021 5:42 PM	0.909		1.327
8/12/2021 5:48 PM	0.862		1.327
8/12/2021 5:54 PM	0.827		1.33
8/12/2021 6:00 PM	0.804		1.333
8/12/2021 6:06 PM	0.783		1.332
8/12/2021 6:12 PM	0.776		1.326
8/12/2021 6:18 PM	0.781		1.314
8/12/2021 6:24 PM	0.763		1.315
8/12/2021 6:30 PM	0.775		1.327
8/12/2021 6:36 PM	0.768		1.335
8/12/2021 6:42 PM	0.789		1.337
8/12/2021 6:48 PM	0.814		1.335
8/12/2021 6:54 PM	0.823		1.334
8/12/2021 7:00 PM	0.785		1.334
8/12/2021 7:06 PM	0.772		1.336
8/12/2021 7:12 PM	0.789		1.336
8/12/2021 7:18 PM	0.801		1.338
8/12/2021 7:24 PM	0.766		1.343
8/12/2021 7:30 PM	0.745		1.346
8/12/2021 7:36 PM	0.768		1.347
8/12/2021 7:42 PM	0.798		1.347
8/12/2021 7:48 PM	0.808		1.347
8/12/2021 7:54 PM	0.802		1.351
8/12/2021 8:00 PM	0.813		1.356
8/12/2021 8:06 PM	0.798		1.361
8/12/2021 8:12 PM	0.78		1.366
8/12/2021 8:18 PM	0.77		1.372
8/12/2021 8:24 PM	0.751		1.372
8/12/2021 8:30 PM	0.743		1.37
8/12/2021 8:36 PM	0.628		1.373
8/12/2021 8:42 PM	0.59		1.373
8/12/2021 8:48 PM	0.676		1.375
8/12/2021 8:54 PM	0.719		1.376
8/12/2021 9:00 PM	0.765		1.38
8/12/2021 9:06 PM	0.808		1.381
8/12/2021 9:12 PM	0.859		1.383
8/12/2021 9:18 PM	0.845		1.385
8/12/2021 9:24 PM	0.795		1.385
8/12/2021 9:30 PM	0.808		1.384



## Opacity Data Summary Report

**Company:** New York City D.E.P.  
North River Wastewater Resource Recovery Facility  
New York, NY 10031



**Data Group:** Valid Data  
**Report Name:** 3rd Quarter 2021

**Start of Report:** 7/1/2021 0:00  
**End of Report:** 9/30/2021 23:54

All Opacity Data

Date & Time	PE 1	PE 2	PE 4
	%	%	%
8/12/2021 9:36 PM	0.799		1.38
8/12/2021 9:42 PM	0.703		1.377
8/12/2021 9:48 PM	0.65		1.379
8/12/2021 9:54 PM	0.636		1.379
8/12/2021 10:00 PM	0.628		1.378
8/12/2021 10:06 PM	0.646		1.378
8/12/2021 10:12 PM	0.645		1.379
8/12/2021 10:18 PM	0.619		1.383
8/12/2021 10:24 PM	0.605		1.392
8/12/2021 10:30 PM	0.607		1.399
8/12/2021 10:36 PM	0.604		1.407
8/12/2021 10:42 PM	0.603		1.414
8/12/2021 10:48 PM	0.625		1.414
8/12/2021 10:54 PM	0.635		1.415
8/12/2021 11:00 PM	0.636		1.414
8/12/2021 11:06 PM	0.614		1.41
8/12/2021 11:12 PM	0.608		1.412
8/12/2021 11:18 PM	0.601		1.419
8/12/2021 11:24 PM	0.609		1.423
8/12/2021 11:30 PM	0.614		1.425
8/12/2021 11:36 PM	0.607		1.426
8/12/2021 11:42 PM	0.693		1.426
8/12/2021 11:48 PM	0.867		1.426
8/12/2021 11:54 PM	0.968		1.426
8/13/2021 12:00 AM	1.006		1.426
8/13/2021 12:06 AM	1.011		1.415
8/13/2021 12:12 AM	1.039		1.401
8/13/2021 12:18 AM	1.039		1.402
8/13/2021 12:24 AM	1.052		1.403
8/13/2021 12:30 AM	1.054		1.402
8/13/2021 12:36 AM	1.053		1.404
8/13/2021 12:42 AM	1.079		1.406
8/13/2021 12:48 AM	1.097		1.405
8/13/2021 12:54 AM	1.111		1.405
8/13/2021 1:00 AM	1.099		1.405
8/13/2021 1:06 AM	1.071		1.406
8/13/2021 1:12 AM	1.062		1.408
8/13/2021 1:18 AM	1.063		1.407
8/13/2021 1:24 AM	1.062		1.408
8/13/2021 1:30 AM	1.063		1.41
8/13/2021 1:36 AM	1.086		1.413
8/13/2021 1:42 AM	0.762		1.413
8/13/2021 1:48 AM	0.327		1.416
8/13/2021 1:54 AM	0.055		1.427
8/13/2021 2:00 AM	-0.013		1.432
8/13/2021 2:06 AM	-0.039		1.428
8/13/2021 2:12 AM	0.016		1.426
8/13/2021 2:18 AM	0.08		1.425
8/13/2021 2:24 AM	0.105		1.424
8/13/2021 2:30 AM	0.107		1.422

## Opacity Data Summary Report

**Company:** New York City D.E.P.  
North River Wastewater Resource Recovery Facility  
New York, NY 10031



**Data Group:** Valid Data  
**Report Name:** 3rd Quarter 2021

**Start of Report:** 7/1/2021 0:00  
**End of Report:** 9/30/2021 23:54

All Opacity Data

Date & Time	PE 1	PE 2	PE 4
	%	%	%
8/13/2021 2:36 AM	0.17		1.423
8/13/2021 2:42 AM	0.183		1.423
8/13/2021 2:48 AM	0.198		1.421
8/13/2021 2:54 AM	0.249		1.422
8/13/2021 3:00 AM	0.271		1.427
8/13/2021 3:06 AM	0.318		1.427
8/13/2021 3:12 AM	0.355		1.427
8/13/2021 3:18 AM	0.396		1.431
8/13/2021 3:24 AM	0.42		1.434
8/13/2021 3:30 AM	0.401		1.435
8/13/2021 3:36 AM	0.408		1.435
8/13/2021 3:42 AM	0.437		1.438
8/13/2021 3:48 AM	0.455		1.438
8/13/2021 3:54 AM	0.481		1.437
8/13/2021 4:00 AM	0.501		1.439
8/13/2021 4:06 AM	0.526		1.446
8/13/2021 4:12 AM	0.546		1.453
8/13/2021 4:18 AM	0.536		1.452
8/13/2021 4:24 AM	0.542		1.452
8/13/2021 4:30 AM	0.566		1.448
8/13/2021 4:36 AM	0.564		1.447
8/13/2021 4:42 AM	0.573		1.448
8/13/2021 4:48 AM	0.595		1.448
8/13/2021 4:54 AM	0.596		1.454
8/13/2021 5:00 AM	0.588		1.457
8/13/2021 5:06 AM	0.61		1.454
8/13/2021 5:12 AM	0.646		1.455
8/13/2021 5:18 AM	0.669		1.456
8/13/2021 5:24 AM	0.66		1.457
8/13/2021 5:30 AM	0.644		1.459
8/13/2021 5:36 AM	0.638		1.461
8/13/2021 5:42 AM	0.695		1.464
8/13/2021 5:48 AM	0.69		1.464
8/13/2021 5:54 AM	0.672		1.461
8/13/2021 6:00 AM	0.687		1.459
8/13/2021 6:06 AM	0.693		1.457
8/13/2021 6:12 AM	0.7		1.456
8/13/2021 6:18 AM	0.704		1.457
8/13/2021 6:24 AM	0.717		1.454
8/13/2021 6:30 AM	0.768		1.452
8/13/2021 6:36 AM	0.784		1.451
8/13/2021 6:42 AM	0.753		1.451
8/13/2021 6:48 AM	0.768		1.452
8/13/2021 6:54 AM	0.81		1.446
8/13/2021 7:00 AM	2.45		1.434
8/13/2021 7:06 AM	3.163		1.425
8/13/2021 7:12 AM	2.011		1.419
8/13/2021 7:18 AM	1.872		1.409
8/13/2021 7:24 AM	1.691		1.402
8/13/2021 7:30 AM	1.391		1.394

## Opacity Data Summary Report

**Company:** New York City D.E.P.  
 North River Wastewater Resource Recovery Facility  
 New York, NY 10031



**Data Group:** Valid Data  
**Report Name:** 3rd Quarter 2021

**Start of Report:** 7/1/2021 0:00  
**End of Report:** 9/30/2021 23:54

All Opacity Data

Date & Time	PE 1	PE 2	PE 4
	%	%	%
8/13/2021 7:36 AM	1.204		1.389
8/13/2021 7:42 AM	1.26		1.383
8/13/2021 7:48 AM	1.358		1.379
8/13/2021 7:54 AM	1.402		1.382
8/13/2021 8:00 AM	1.397		1.385
8/13/2021 8:06 AM	1.325		1.419
8/13/2021 8:12 AM	1.228		6.956
8/13/2021 8:18 AM	1.079		5.396
8/13/2021 8:24 AM	0.899		1.825
8/13/2021 8:30 AM	0.798		1.601
8/13/2021 8:36 AM	1.001		6.231
8/13/2021 8:42 AM	1.237		6.856
8/13/2021 8:48 AM	1.151		4.213
8/13/2021 8:54 AM	1.042		3.752
8/13/2021 9:00 AM	0.899		3.656
8/13/2021 9:06 AM	0.758		3.564
8/13/2021 9:12 AM	0.672		3.509
8/13/2021 9:18 AM	0.63		3.483
8/13/2021 9:24 AM	0.604		3.494
8/13/2021 9:30 AM	0.606		3.5
8/13/2021 9:36 AM	0.615		3.548
8/13/2021 9:42 AM	0.613		3.581
8/13/2021 9:48 AM	0.758		3.57
8/13/2021 9:54 AM	0.773		3.544
8/13/2021 10:00 AM	0.673		3.541
8/13/2021 10:06 AM	0.704		3.517
8/13/2021 10:12 AM	0.735		3.427
8/13/2021 10:18 AM	0.782		3.451
8/13/2021 10:24 AM	0.851		3.485
8/13/2021 10:30 AM	0.915		3.432
8/13/2021 10:36 AM	0.949		3.36
8/13/2021 10:42 AM	0.945		3.312
8/13/2021 10:48 AM	0.941		3.306
8/13/2021 10:54 AM	0.971		3.301
8/13/2021 11:00 AM	1.23		3.345
8/13/2021 11:06 AM	1.366		4.132
8/13/2021 11:12 AM	1.199		4.614
8/13/2021 11:18 AM	0.999		4.047
8/13/2021 11:24 AM	0.891		3.975
8/13/2021 11:30 AM	0.809		3.967
8/13/2021 11:36 AM	0.688		3.913
8/13/2021 11:42 AM	0.618		3.885
8/13/2021 11:48 AM	0.574		3.917
8/13/2021 11:54 AM	0.576		3.912
8/13/2021 12:00 PM	0.516		3.917
8/13/2021 12:06 PM	0.393		3.992
8/13/2021 12:12 PM	0.394		3.984
8/13/2021 12:18 PM	0.399		3.971
8/13/2021 12:24 PM	0.426		3.942
8/13/2021 12:30 PM	0.435		3.938

## Opacity Data Summary Report

**Company:** New York City D.E.P.  
North River Wastewater Resource Recovery Facility  
New York, NY 10031



**Data Group:** Valid Data  
**Report Name:** 3rd Quarter 2021

**Start of Report:** 7/1/2021 0:00  
**End of Report:** 9/30/2021 23:54

All Opacity Data

Date & Time	PE 1	PE 2	PE 4
	%	%	%
8/13/2021 12:36 PM	0.407		3.946
8/13/2021 12:42 PM	0.423		3.964
8/13/2021 12:48 PM	0.441		3.973
8/13/2021 12:54 PM	0.447		3.96
8/13/2021 1:00 PM	0.446		3.945
8/13/2021 1:06 PM	0.46		3.94
8/13/2021 1:12 PM	0.534		3.964
8/13/2021 1:18 PM	0.65		3.944
8/13/2021 1:24 PM	0.721		3.934
8/13/2021 1:30 PM	0.741		3.936
8/13/2021 1:36 PM	0.619		3.929
8/13/2021 1:42 PM	0.313		3.958
8/13/2021 1:48 PM	0.082		3.974
8/13/2021 1:54 PM	-0.036		3.943
8/13/2021 2:00 PM	-0.066		3.951
8/13/2021 2:06 PM	-0.055		3.98
8/13/2021 2:12 PM	-0.025		3.969
8/13/2021 2:18 PM	-0.071		3.958
8/13/2021 2:24 PM	-0.073		3.995
8/13/2021 2:30 PM	-0.028		4.009
8/13/2021 2:36 PM	0.021		3.993
8/13/2021 2:42 PM	0.028		3.744
8/13/2021 2:48 PM	0.041		3.538
8/13/2021 2:54 PM	0.07		3.565
8/13/2021 3:00 PM	0.13		3.613
8/13/2021 3:06 PM	0.156		3.637
8/13/2021 3:12 PM	0.161		3.663
8/13/2021 3:18 PM	0.189		3.638
8/13/2021 3:24 PM	0.21		3.659
8/13/2021 3:30 PM	0.265		3.687
8/13/2021 3:36 PM	0.269		3.663
8/13/2021 3:42 PM	0.238		3.662
8/13/2021 3:48 PM	0.286		3.684
8/13/2021 3:54 PM	0.324		3.693
8/13/2021 4:00 PM	0.319		3.712
8/13/2021 4:06 PM	0.31		3.756
8/13/2021 4:12 PM	0.297		3.762
8/13/2021 4:18 PM	0.303		3.741
8/13/2021 4:24 PM	0.291		3.739
8/13/2021 4:30 PM	0.304		3.771
8/13/2021 4:36 PM	0.324		3.772
8/13/2021 4:42 PM	0.335		3.772
8/13/2021 4:48 PM	0.366		3.785
8/13/2021 4:54 PM	0.374		3.442
8/13/2021 5:00 PM	0.375		3.111
8/13/2021 5:06 PM	0.404		3.187
8/13/2021 5:12 PM	0.414		3.208
8/13/2021 5:18 PM	0.425		3.228
8/13/2021 5:24 PM	0.426		3.271
8/13/2021 5:30 PM	0.432		3.311

## Opacity Data Summary Report

**Company:** New York City D.E.P.  
North River Wastewater Resource Recovery Facility  
New York, NY 10031



**Data Group:** Valid Data  
**Report Name:** 3rd Quarter 2021

**Start of Report:** 7/1/2021 0:00  
**End of Report:** 9/30/2021 23:54

All Opacity Data

Date & Time	PE 1	PE 2	PE 4
	%	%	%
8/13/2021 5:36 PM	0.448		3.316
8/13/2021 5:42 PM	0.462		3.327
8/13/2021 5:48 PM	0.499		3.346
8/13/2021 5:54 PM	0.489		3.347
8/13/2021 6:00 PM	0.52		3.356
8/13/2021 6:06 PM	0.554		3.336
8/13/2021 6:12 PM	0.57		3.326
8/13/2021 6:18 PM	0.613		3.326
8/13/2021 6:24 PM	0.644		3.348
8/13/2021 6:30 PM	0.654		3.367
8/13/2021 6:36 PM	0.654		3.365
8/13/2021 6:42 PM	0.668		3.377
8/13/2021 6:48 PM	0.667		3.406
8/13/2021 6:54 PM	0.664		3.394
8/13/2021 7:00 PM	0.689		3.353
8/13/2021 7:06 PM	0.705		3.312
8/13/2021 7:12 PM	0.715		3.326
8/13/2021 7:18 PM	0.745		3.322
8/13/2021 7:24 PM	0.773		3.281
8/13/2021 7:30 PM	0.794		3.287
8/13/2021 7:36 PM	0.792		3.308
8/13/2021 7:42 PM	0.805		3.318
8/13/2021 7:48 PM	0.818		3.423
8/13/2021 7:54 PM	0.826		3.479
8/13/2021 8:00 PM	0.847		3.497
8/13/2021 8:06 PM	0.837		3.474
8/13/2021 8:12 PM	0.84		3.485
8/13/2021 8:18 PM	0.828		3.466
8/13/2021 8:24 PM	0.789		3.444
8/13/2021 8:30 PM	0.779		3.444
8/13/2021 8:36 PM	0.779		3.449
8/13/2021 8:42 PM	0.78		3.455
8/13/2021 8:48 PM	0.812		3.455
8/13/2021 8:54 PM	0.836		3.5
8/13/2021 9:00 PM	0.821		3.473
8/13/2021 9:06 PM	0.802		3.466
8/13/2021 9:12 PM	0.788		3.451
8/13/2021 9:18 PM	0.785		3.414
8/13/2021 9:24 PM	0.783		3.394
8/13/2021 9:30 PM	0.781		3.355
8/13/2021 9:36 PM	0.788		3.359
8/13/2021 9:42 PM	0.773		3.367
8/13/2021 9:48 PM	0.757		3.372
8/13/2021 9:54 PM	0.749		3.381
8/13/2021 10:00 PM	0.741		3.368
8/13/2021 10:06 PM	0.725		3.381
8/13/2021 10:12 PM	0.733		3.373
8/13/2021 10:18 PM	0.733		3.343
8/13/2021 10:24 PM	0.728		3.36
8/13/2021 10:30 PM	0.728		3.369

## Opacity Data Summary Report

**Company:** New York City D.E.P.  
North River Wastewater Resource Recovery Facility  
New York, NY 10031



**Data Group:** Valid Data  
**Report Name:** 3rd Quarter 2021

**Start of Report:** 7/1/2021 0:00  
**End of Report:** 9/30/2021 23:54

All Opacity Data

Date & Time	PE 1	PE 2	PE 4
	%	%	%
8/13/2021 10:36 PM	0.716		3.407
8/13/2021 10:42 PM	0.715		3.437
8/13/2021 10:48 PM	0.74		3.391
8/13/2021 10:54 PM	0.755		3.42
8/13/2021 11:00 PM	0.774		3.47
8/13/2021 11:06 PM	0.769		3.43
8/13/2021 11:12 PM	0.769		3.436
8/13/2021 11:18 PM	0.77		3.485
8/13/2021 11:24 PM	0.774		3.458
8/13/2021 11:30 PM	0.782		3.48
8/13/2021 11:36 PM	0.805		3.507
8/13/2021 11:42 PM	0.818		3.472
8/13/2021 11:48 PM	0.827		3.454
8/13/2021 11:54 PM	0.834		3.458
8/14/2021 12:00 AM	0.83		3.466
8/14/2021 12:06 AM	0.834		3.506
8/14/2021 12:12 AM	0.84		3.555
8/14/2021 12:18 AM	0.834		3.569
8/14/2021 12:24 AM	0.819		3.567
8/14/2021 12:30 AM	0.819		3.542
8/14/2021 12:36 AM	0.808		3.559
8/14/2021 12:42 AM	0.815		3.622
8/14/2021 12:48 AM	0.831		3.652
8/14/2021 12:54 AM	0.845		3.668
8/14/2021 1:00 AM	0.841		3.872
8/14/2021 1:06 AM	0.836		4.452
8/14/2021 1:12 AM	0.812		4.657
8/14/2021 1:18 AM	0.812		4.328
8/14/2021 1:24 AM	0.818		4.218
8/14/2021 1:30 AM	0.816		4.19
8/14/2021 1:36 AM	0.793		4.181
8/14/2021 1:42 AM	0.792		4.178
8/14/2021 1:48 AM	0.778		4.173
8/14/2021 1:54 AM	0.771		4.176
8/14/2021 2:00 AM	0.771		4.182
8/14/2021 2:06 AM	0.77		4.213
8/14/2021 2:12 AM	0.764		4.211
8/14/2021 2:18 AM	0.756		4.205
8/14/2021 2:24 AM	0.753		4.204
8/14/2021 2:30 AM	0.739		4.193
8/14/2021 2:36 AM	0.741		4.196
8/14/2021 2:42 AM	0.729		4.206
8/14/2021 2:48 AM	0.741		4.182
8/14/2021 2:54 AM	0.72		4.182
8/14/2021 3:00 AM	0.691		4.199
8/14/2021 3:06 AM	0.689		4.214
8/14/2021 3:12 AM	0.678		4.201
8/14/2021 3:18 AM	0.682		4.263
8/14/2021 3:24 AM	0.69		4.306
8/14/2021 3:30 AM	0.688		4.276

## Opacity Data Summary Report

**Company:** New York City D.E.P.  
North River Wastewater Resource Recovery Facility  
New York, NY 10031



**Data Group:** Valid Data  
**Report Name:** 3rd Quarter 2021

**Start of Report:** 7/1/2021 0:00  
**End of Report:** 9/30/2021 23:54

All Opacity Data

Date & Time	PE 1	PE 2	PE 4
	%	%	%
8/14/2021 3:36 AM	0.69		4.276
8/14/2021 3:42 AM	0.686		4.143
8/14/2021 3:48 AM	0.689		3.8
8/14/2021 3:54 AM	0.689		3.66
8/14/2021 4:00 AM	0.674		3.67
8/14/2021 4:06 AM	0.678		3.691
8/14/2021 4:12 AM	0.684		3.765
8/14/2021 4:18 AM	0.674		3.806
8/14/2021 4:24 AM	0.665		3.811
8/14/2021 4:30 AM	0.676		3.825
8/14/2021 4:36 AM	0.666		3.86
8/14/2021 4:42 AM	0.663		3.964
8/14/2021 4:48 AM	0.658		3.983
8/14/2021 4:54 AM	0.663		3.821
8/14/2021 5:00 AM	0.652		3.683
8/14/2021 5:06 AM	0.653		3.657
8/14/2021 5:12 AM	0.662		3.801
8/14/2021 5:18 AM	0.667		3.922
8/14/2021 5:24 AM	0.665		3.867
8/14/2021 5:30 AM	0.646		3.852
8/14/2021 5:36 AM	0.623		3.791
8/14/2021 5:42 AM	0.621		3.791
8/14/2021 5:48 AM	0.628		3.79
8/14/2021 5:54 AM	0.626		3.785
8/14/2021 6:00 AM	0.627		3.762
8/14/2021 6:06 AM	0.619		3.737
8/14/2021 6:12 AM	0.62		3.722
8/14/2021 6:18 AM	0.621		3.711
8/14/2021 6:24 AM	0.606		3.712
8/14/2021 6:30 AM	0.604		3.704
8/14/2021 6:36 AM	0.604		3.696
8/14/2021 6:42 AM	0.596		4.296
8/14/2021 6:48 AM	5.099		4.703
8/14/2021 6:54 AM	7.309		4.583
8/14/2021 7:00 AM	2.378		4.484
8/14/2021 7:06 AM	1.519		4.422
8/14/2021 7:12 AM	1.511		4.423
8/14/2021 7:18 AM	1.407		4.487
8/14/2021 7:24 AM	1.372		4.374
8/14/2021 7:30 AM	1.4		4.083
8/14/2021 7:36 AM	1.413		4.091
8/14/2021 7:42 AM	1.408		4.057
8/14/2021 7:48 AM	1.368		4.047
8/14/2021 7:54 AM	1.286		4.047
8/14/2021 8:00 AM	1.177		4.012
8/14/2021 8:06 AM	0.982		4.004
8/14/2021 8:12 AM	0.816		3.99
8/14/2021 8:18 AM	0.844		3.968
8/14/2021 8:24 AM	0.926		3.989
8/14/2021 8:30 AM	0.687		3.99

## Opacity Data Summary Report

**Company:** New York City D.E.P.  
North River Wastewater Resource Recovery Facility  
New York, NY 10031



**Data Group:** Valid Data  
**Report Name:** 3rd Quarter 2021

**Start of Report:** 7/1/2021 0:00  
**End of Report:** 9/30/2021 23:54

All Opacity Data

Date & Time	PE 1	PE 2	PE 4
	%	%	%
8/14/2021 8:36 AM	0.521		3.996
8/14/2021 8:42 AM	0.45		3.998
8/14/2021 8:48 AM	0.441		3.979
8/14/2021 8:54 AM	0.433		3.971
8/14/2021 9:00 AM	0.441		3.98
8/14/2021 9:06 AM	0.477		3.995
8/14/2021 9:12 AM	0.492		4.005
8/14/2021 9:18 AM	0.522		3.99
8/14/2021 9:24 AM	0.544		4.014
8/14/2021 9:30 AM	0.572		4.059
8/14/2021 9:36 AM	0.613		4.035
8/14/2021 9:42 AM	0.658		4.048
8/14/2021 9:48 AM	0.703		4.055
8/14/2021 9:54 AM	0.726		4.033
8/14/2021 10:00 AM	0.738		4.021
8/14/2021 10:06 AM	0.738		4.014
8/14/2021 10:12 AM	0.753		4.016
8/14/2021 10:18 AM	0.765		4.024
8/14/2021 10:24 AM	0.784		4.035
8/14/2021 10:30 AM	0.805		4.071
8/14/2021 10:36 AM	0.811		4.081
8/14/2021 10:42 AM	0.805		4.084
8/14/2021 10:48 AM	0.811		4.076
8/14/2021 10:54 AM	0.831		4.051
8/14/2021 11:00 AM	0.839		4.047
8/14/2021 11:06 AM	0.857		4.049
8/14/2021 11:12 AM	0.875		4.071
8/14/2021 11:18 AM	0.884		4.03
8/14/2021 11:24 AM	0.875		4.018
8/14/2021 11:30 AM	0.853		4.01
8/14/2021 11:36 AM	0.856		4.011
8/14/2021 11:42 AM	0.882		4.003
8/14/2021 11:48 AM	0.904		4.021
8/14/2021 11:54 AM	0.918		4.021
8/14/2021 12:00 PM	0.934		4.001
8/14/2021 12:06 PM	0.941		4.024
8/14/2021 12:12 PM	0.942		4.021
8/14/2021 12:18 PM	0.959		4.025
8/14/2021 12:24 PM	0.982		4.022
8/14/2021 12:30 PM	0.975		4.004
8/14/2021 12:36 PM	0.962		4.002
8/14/2021 12:42 PM	0.95		4.008
8/14/2021 12:48 PM	0.946		4.018
8/14/2021 12:54 PM	0.95		4.041
8/14/2021 1:00 PM	0.977		4.018
8/14/2021 1:06 PM	0.752		4.023
8/14/2021 1:12 PM	0.449		4.025
8/14/2021 1:18 PM	0.375		4.022
8/14/2021 1:24 PM	0.334		4.036
8/14/2021 1:30 PM	0.325		4.037



## Opacity Data Summary Report

**Company:** New York City D.E.P.  
North River Wastewater Resource Recovery Facility  
New York, NY 10031



**Data Group:** Valid Data  
**Report Name:** 3rd Quarter 2021

**Start of Report:** 7/1/2021 0:00  
**End of Report:** 9/30/2021 23:54

All Opacity Data

Date & Time	PE 1	PE 2	PE 4
	%	%	%
8/14/2021 1:36 PM	0.314		4.039
8/14/2021 1:42 PM	0.322		4.043
8/14/2021 1:48 PM	0.337		4.057
8/14/2021 1:54 PM	0.358		4.054
8/14/2021 2:00 PM	0.365		4.064
8/14/2021 2:06 PM	0.387		4.042
8/14/2021 2:12 PM	0.405		4.01
8/14/2021 2:18 PM	0.42		4.016
8/14/2021 2:24 PM	0.442		4.022
8/14/2021 2:30 PM	0.447		4.011
8/14/2021 2:36 PM	0.464		4.001
8/14/2021 2:42 PM	0.489		4.012
8/14/2021 2:48 PM	0.508		4.031
8/14/2021 2:54 PM	0.524		4.041
8/14/2021 3:00 PM	0.53		4.048
8/14/2021 3:06 PM	0.521		4.047
8/14/2021 3:12 PM	0.539		4.048
8/14/2021 3:18 PM	0.567		4.038
8/14/2021 3:24 PM	0.584		4.029
8/14/2021 3:30 PM	0.586		4.063
8/14/2021 3:36 PM	0.617		4.07
8/14/2021 3:42 PM	0.656		4.072
8/14/2021 3:48 PM	0.712		4.081
8/14/2021 3:54 PM	0.774		4.077
8/14/2021 4:00 PM	0.812		4.068
8/14/2021 4:06 PM	0.85		4.067
8/14/2021 4:12 PM	0.867		4.057
8/14/2021 4:18 PM	0.87		4.061
8/14/2021 4:24 PM	0.874		4.073
8/14/2021 4:30 PM	0.872		4.081
8/14/2021 4:36 PM	0.834		4.077
8/14/2021 4:42 PM	0.822		4.095
8/14/2021 4:48 PM	0.823		4.109
8/14/2021 4:54 PM	0.823		4.101
8/14/2021 5:00 PM	0.832		4.105
8/14/2021 5:06 PM	0.837		4.118
8/14/2021 5:12 PM	0.811		4.088
8/14/2021 5:18 PM	0.808		4.08
8/14/2021 5:24 PM	0.811		4.108
8/14/2021 5:30 PM	0.824		4.123
8/14/2021 5:36 PM	0.831		4.101
8/14/2021 5:42 PM	0.827		4.09
8/14/2021 5:48 PM	0.8		4.093
8/14/2021 5:54 PM	0.798		4.087
8/14/2021 6:00 PM	0.798		4.086
8/14/2021 6:06 PM	0.78		4.099
8/14/2021 6:12 PM	0.769		4.107
8/14/2021 6:18 PM	0.765		4.107
8/14/2021 6:24 PM	0.78		4.128
8/14/2021 6:30 PM	0.786		4.117

## Opacity Data Summary Report

**Company:** New York City D.E.P.  
 North River Wastewater Resource Recovery Facility  
 New York, NY 10031



**Data Group:** Valid Data  
**Report Name:** 3rd Quarter 2021

**Start of Report:** 7/1/2021 0:00  
**End of Report:** 9/30/2021 23:54

All Opacity Data

Date & Time	PE 1	PE 2	PE 4
	%	%	%
8/14/2021 6:36 PM	0.786		4.105
8/14/2021 6:42 PM	0.778		4.106
8/14/2021 6:48 PM	0.789		4.105
8/14/2021 6:54 PM	0.821		4.111
8/14/2021 7:00 PM	0.838		4.14
8/14/2021 7:06 PM	0.847		4.121
8/14/2021 7:12 PM	0.86		4.114
8/14/2021 7:18 PM	0.89		4.131
8/14/2021 7:24 PM	0.892		4.123
8/14/2021 7:30 PM	0.881		4.109
8/14/2021 7:36 PM	0.882		4.125
8/14/2021 7:42 PM	0.877		4.131
8/14/2021 7:48 PM	0.826		4.126
8/14/2021 7:54 PM	0.802		4.169
8/14/2021 8:00 PM	0.821		4.169
8/14/2021 8:06 PM	0.826		4.149
8/14/2021 8:12 PM	0.854		4.171
8/14/2021 8:18 PM	0.875		4.162
8/14/2021 8:24 PM	0.868		4.147
8/14/2021 8:30 PM	0.859		4.145
8/14/2021 8:36 PM	0.866		4.147
8/14/2021 8:42 PM	0.867		4.152
8/14/2021 8:48 PM	0.871		4.155
8/14/2021 8:54 PM	0.882		4.163
8/14/2021 9:00 PM	0.878		4.167
8/14/2021 9:06 PM	0.874		4.169
8/14/2021 9:12 PM	0.869		4.152
8/14/2021 9:18 PM	0.866		4.145
8/14/2021 9:24 PM	0.88		4.15
8/14/2021 9:30 PM	0.874		4.138
8/14/2021 9:36 PM	0.856		4.126
8/14/2021 9:42 PM	0.866		4.122
8/14/2021 9:48 PM	0.884		4.125
8/14/2021 9:54 PM	0.88		4.144
8/14/2021 10:00 PM	0.88		4.13
8/14/2021 10:06 PM	0.889		4.125
8/14/2021 10:12 PM	0.889		4.144
8/14/2021 10:18 PM	0.891		4.153
8/14/2021 10:24 PM	0.88		4.147
8/14/2021 10:30 PM	0.856		4.11
8/14/2021 10:36 PM	0.856		4.097
8/14/2021 10:42 PM	0.861		4.141
8/14/2021 10:48 PM	0.864		4.132
8/14/2021 10:54 PM	0.862		4.105
8/14/2021 11:00 PM	0.857		4.103
8/14/2021 11:06 PM	0.862		4.113
8/14/2021 11:12 PM	0.87		4.106
8/14/2021 11:18 PM	0.855		4.094
8/14/2021 11:24 PM	0.834		4.095
8/14/2021 11:30 PM	0.815		4.118

## Opacity Data Summary Report

**Company:** New York City D.E.P.  
North River Wastewater Resource Recovery Facility  
New York, NY 10031



**Data Group:** Valid Data  
**Report Name:** 3rd Quarter 2021

**Start of Report:** 7/1/2021 0:00  
**End of Report:** 9/30/2021 23:54

All Opacity Data

Date & Time	PE 1	PE 2	PE 4
	%	%	%
8/14/2021 11:36 PM	0.807		4.11
8/14/2021 11:42 PM	0.801		4.113
8/14/2021 11:48 PM	0.802		4.135
8/14/2021 11:54 PM	0.804		4.142
8/15/2021 12:00 AM	0.81		4.116
8/15/2021 12:06 AM	0.785		4.105
8/15/2021 12:12 AM	0.751		4.082
8/15/2021 12:18 AM	0.72		4.082
8/15/2021 12:24 AM	0.736		4.092
8/15/2021 12:30 AM	0.771		4.083
8/15/2021 12:36 AM	0.775		4.062
8/15/2021 12:42 AM	0.77		4.08
8/15/2021 12:48 AM	0.767		4.103
8/15/2021 12:54 AM	0.756		4.084
8/15/2021 1:00 AM	0.774		4.085
8/15/2021 1:06 AM	0.793		4.069
8/15/2021 1:12 AM	0.762		4.061
8/15/2021 1:18 AM	0.72		4.065
8/15/2021 1:24 AM	0.704		4.095
8/15/2021 1:30 AM	0.69		4.094
8/15/2021 1:36 AM	0.665		4.079
8/15/2021 1:42 AM	0.663		4.089
8/15/2021 1:48 AM	0.676		4.092
8/15/2021 1:54 AM	0.689		4.08
8/15/2021 2:00 AM	0.707		4.074
8/15/2021 2:06 AM	0.694		4.078
8/15/2021 2:12 AM	0.304		4.065
8/15/2021 2:18 AM	-0.125		4.045
8/15/2021 2:24 AM	-0.281		4.031
8/15/2021 2:30 AM	-0.426		4.044
8/15/2021 2:36 AM	-0.443		4.066
8/15/2021 2:42 AM	-0.442		4.059
8/15/2021 2:48 AM	-0.443		4.065
8/15/2021 2:54 AM	-0.388		4.054
8/15/2021 3:00 AM	-0.353		4.068
8/15/2021 3:06 AM	-0.382		4.066
8/15/2021 3:12 AM	-0.332		4.067
8/15/2021 3:18 AM	-0.254		4.071
8/15/2021 3:24 AM	-0.23		4.056
8/15/2021 3:30 AM	-0.236		4.047
8/15/2021 3:36 AM	-0.226		4.016
8/15/2021 3:42 AM	-0.213		4.012
8/15/2021 3:48 AM	-0.151		4.011
8/15/2021 3:54 AM	-0.122		3.994
8/15/2021 4:00 AM	-0.159		4.011
8/15/2021 4:06 AM	-0.151		4.026
8/15/2021 4:12 AM	-0.145		4.028
8/15/2021 4:18 AM	-0.101		4.044
8/15/2021 4:24 AM	-0.098		4.026
8/15/2021 4:30 AM	-0.098		4.018

## Opacity Data Summary Report

**Company:** New York City D.E.P.  
North River Wastewater Resource Recovery Facility  
New York, NY 10031



**Data Group:** Valid Data  
**Report Name:** 3rd Quarter 2021

**Start of Report:** 7/1/2021 0:00  
**End of Report:** 9/30/2021 23:54

All Opacity Data

Date & Time	PE 1	PE 2	PE 4
	%	%	%
8/15/2021 4:36 AM	-0.08		4.043
8/15/2021 4:42 AM	-0.051		4.041
8/15/2021 4:48 AM	-0.019		4.047
8/15/2021 4:54 AM	0.007		4.053
8/15/2021 5:00 AM	0.018		4.024
8/15/2021 5:06 AM	0.011		3.974
8/15/2021 5:12 AM	0.033		3.914
8/15/2021 5:18 AM	0.042		3.889
8/15/2021 5:24 AM	0.046		3.881
8/15/2021 5:30 AM	0.055		3.876
8/15/2021 5:36 AM	0.036		3.88
8/15/2021 5:42 AM	0.046		3.875
8/15/2021 5:48 AM	0.072		3.876
8/15/2021 5:54 AM	0.089		3.887
8/15/2021 6:00 AM	0.1		3.879
8/15/2021 6:06 AM	0.111		3.866
8/15/2021 6:12 AM	0.116		3.883
8/15/2021 6:18 AM	0.121		3.875
8/15/2021 6:24 AM	0.131		3.862
8/15/2021 6:30 AM	0.136		3.997
8/15/2021 6:36 AM	0.139		4.088
8/15/2021 6:42 AM	0.138		4.026
8/15/2021 6:48 AM	0.121		4.019
8/15/2021 6:54 AM	0.136		4.02
8/15/2021 7:00 AM	0.131		4.025
8/15/2021 7:06 AM	0.111		4.039
8/15/2021 7:12 AM	1.392		4.033
8/15/2021 7:18 AM	2.309		3.914
8/15/2021 7:24 AM	1.565		3.689
8/15/2021 7:30 AM	1.268		3.636
8/15/2021 7:36 AM	1.099		3.695
8/15/2021 7:42 AM	0.852		3.743
8/15/2021 7:48 AM	0.701		3.766
8/15/2021 7:54 AM	0.778		3.757
8/15/2021 8:00 AM	0.957		3.783
8/15/2021 8:06 AM	1.025		3.793
8/15/2021 8:12 AM	1.01		3.812
8/15/2021 8:18 AM	0.962		3.838
8/15/2021 8:24 AM	0.851		3.822
8/15/2021 8:30 AM	0.663		3.806
8/15/2021 8:36 AM	0.46		3.805
8/15/2021 8:42 AM	---		
8/15/2021 8:48 AM	0.09		3.79
8/15/2021 8:54 AM	0.196		3.86
8/15/2021 9:00 AM	0.203		3.859
8/15/2021 9:06 AM	0.24		3.843
8/15/2021 9:12 AM	0.258		3.842
8/15/2021 9:18 AM	0.321		3.858
8/15/2021 9:24 AM	0.377		3.843
8/15/2021 9:30 AM	0.404		3.806

## Opacity Data Summary Report

**Company:** New York City D.E.P.  
North River Wastewater Resource Recovery Facility  
New York, NY 10031



**Data Group:** Valid Data  
**Report Name:** 3rd Quarter 2021

**Start of Report:** 7/1/2021 0:00  
**End of Report:** 9/30/2021 23:54

All Opacity Data

Date & Time	PE 1	PE 2	PE 4
	%	%	%
8/15/2021 9:36 AM	0.458		3.832
8/15/2021 9:42 AM	0.519		3.818
8/15/2021 9:48 AM	0.567		3.823
8/15/2021 9:54 AM	0.617		3.846
8/15/2021 10:00 AM	0.636		3.83
8/15/2021 10:06 AM	0.66		3.847
8/15/2021 10:12 AM	0.713		3.881
8/15/2021 10:18 AM	0.738		3.87
8/15/2021 10:24 AM	0.754		3.882
8/15/2021 10:30 AM	0.768		3.878
8/15/2021 10:36 AM	0.771		3.86
8/15/2021 10:42 AM	0.786		3.868
8/15/2021 10:48 AM	0.798		3.865
8/15/2021 10:54 AM	0.808		3.845
8/15/2021 11:00 AM	0.81		3.846
8/15/2021 11:06 AM	0.83		3.84
8/15/2021 11:12 AM	0.876		3.836
8/15/2021 11:18 AM	0.9		3.828
8/15/2021 11:24 AM	0.882		3.804
8/15/2021 11:30 AM	0.844		3.805
8/15/2021 11:36 AM	0.835		3.965
8/15/2021 11:42 AM	0.84		4.069
8/15/2021 11:48 AM	0.834		4.084
8/15/2021 11:54 AM	0.81		4.061
8/15/2021 12:00 PM	0.814		4.041
8/15/2021 12:06 PM	0.853		4.006
8/15/2021 12:12 PM	0.86		3.998
8/15/2021 12:18 PM	0.881		3.986
8/15/2021 12:24 PM	0.897		4.001
8/15/2021 12:30 PM	0.917		4.009
8/15/2021 12:36 PM	0.941		3.988
8/15/2021 12:42 PM	0.957		3.983
8/15/2021 12:48 PM	0.983		3.994
8/15/2021 12:54 PM	1.002		4.008
8/15/2021 1:00 PM	0.999		3.985
8/15/2021 1:06 PM	1.013		3.987
8/15/2021 1:12 PM	1.018		3.993
8/15/2021 1:18 PM	0.955		3.971
8/15/2021 1:24 PM	0.813		3.965
8/15/2021 1:30 PM	0.768		3.983
8/15/2021 1:36 PM	0.768		3.994
8/15/2021 1:42 PM	0.755		3.992
8/15/2021 1:48 PM	0.762		4.013
8/15/2021 1:54 PM	0.77		4.002
8/15/2021 2:00 PM	0.782		4.003
8/15/2021 2:06 PM	0.783		4.015
8/15/2021 2:12 PM	0.745		4.035
8/15/2021 2:18 PM	0.72		4.037
8/15/2021 2:24 PM	0.725		4.058
8/15/2021 2:30 PM	0.704		4.037

## Opacity Data Summary Report

**Company:** New York City D.E.P.  
North River Wastewater Resource Recovery Facility  
New York, NY 10031



**Data Group:** Valid Data  
**Report Name:** 3rd Quarter 2021

**Start of Report:** 7/1/2021 0:00  
**End of Report:** 9/30/2021 23:54

All Opacity Data

Date & Time	PE 1	PE 2	PE 4
	%	%	%
8/15/2021 2:36 PM	0.7		4.021
8/15/2021 2:42 PM	0.719		4.045
8/15/2021 2:48 PM	0.746		4.056
8/15/2021 2:54 PM	0.762		4.033
8/15/2021 3:00 PM	0.769		4.027
8/15/2021 3:06 PM	0.769		4.017
8/15/2021 3:12 PM	0.789		4.03
8/15/2021 3:18 PM	0.806		4.056
8/15/2021 3:24 PM	0.805		4.023
8/15/2021 3:30 PM	0.788		3.995
8/15/2021 3:36 PM	0.799		4.006
8/15/2021 3:42 PM	0.809		3.997
8/15/2021 3:48 PM	0.814		4.01
8/15/2021 3:54 PM	0.82		4.03
8/15/2021 4:00 PM	0.81		4.038
8/15/2021 4:06 PM	0.79		4.036
8/15/2021 4:12 PM	0.783		4.035
8/15/2021 4:18 PM	0.793		4.017
8/15/2021 4:24 PM	0.786		4.004
8/15/2021 4:30 PM	0.783		4.021
8/15/2021 4:36 PM	0.797		4.02
8/15/2021 4:42 PM	0.805		4.007
8/15/2021 4:48 PM	0.794		4.009
8/15/2021 4:54 PM	0.8		4.01
8/15/2021 5:00 PM	0.801		4.018
8/15/2021 5:06 PM	0.812		4.03
8/15/2021 5:12 PM	0.823		4.025
8/15/2021 5:18 PM	0.806		4.019
8/15/2021 5:24 PM	0.794		4.008
8/15/2021 5:30 PM	0.777		3.995
8/15/2021 5:36 PM	0.78		3.985
8/15/2021 5:42 PM	0.783		3.996
8/15/2021 5:48 PM	0.774		3.676
8/15/2021 5:54 PM	0.809		3.263
8/15/2021 6:00 PM	0.824		3.328
8/15/2021 6:06 PM	0.801		3.398
8/15/2021 6:12 PM	0.806		3.413
8/15/2021 6:18 PM	0.816		3.433
8/15/2021 6:24 PM	0.811		3.47
8/15/2021 6:30 PM	0.78		3.501
8/15/2021 6:36 PM	0.768		3.491
8/15/2021 6:42 PM	0.766		3.562
8/15/2021 6:48 PM	0.781		3.593
8/15/2021 6:54 PM	0.799		3.524
8/15/2021 7:00 PM	0.811		3.55
8/15/2021 7:06 PM	0.787		3.552
8/15/2021 7:12 PM	0.786		3.558
8/15/2021 7:18 PM	0.801		3.563
8/15/2021 7:24 PM	0.818		3.536
8/15/2021 7:30 PM	0.817		3.524

## Opacity Data Summary Report

**Company:** New York City D.E.P.  
North River Wastewater Resource Recovery Facility  
New York, NY 10031



**Data Group:** Valid Data  
**Report Name:** 3rd Quarter 2021

**Start of Report:** 7/1/2021 0:00  
**End of Report:** 9/30/2021 23:54

All Opacity Data

Date & Time	PE 1	PE 2	PE 4
	%	%	%
8/15/2021 7:36 PM	0.804		3.524
8/15/2021 7:42 PM	0.815		3.533
8/15/2021 7:48 PM	0.83		3.546
8/15/2021 7:54 PM	0.836		3.533
8/15/2021 8:00 PM	0.827		3.529
8/15/2021 8:06 PM	0.791		3.559
8/15/2021 8:12 PM	0.785		3.559
8/15/2021 8:18 PM	0.821		3.534
8/15/2021 8:24 PM	0.831		3.541
8/15/2021 8:30 PM	0.816		3.537
8/15/2021 8:36 PM	0.806		3.561
8/15/2021 8:42 PM	0.797		3.548
8/15/2021 8:48 PM	0.792		3.538
8/15/2021 8:54 PM	0.801		3.553
8/15/2021 9:00 PM	0.828		3.543
8/15/2021 9:06 PM	0.836		3.539
8/15/2021 9:12 PM	0.801		3.554
8/15/2021 9:18 PM	0.812		3.547
8/15/2021 9:24 PM	0.832		3.542
8/15/2021 9:30 PM	0.828		3.561
8/15/2021 9:36 PM	0.818		3.546
8/15/2021 9:42 PM	0.809		3.513
8/15/2021 9:48 PM	0.822		3.501
8/15/2021 9:54 PM	0.816		3.513
8/15/2021 10:00 PM	0.785		3.53
8/15/2021 10:06 PM	0.804		3.534
8/15/2021 10:12 PM	0.824		3.529
8/15/2021 10:18 PM	0.838		3.506
8/15/2021 10:24 PM	0.841		3.496
8/15/2021 10:30 PM	0.833		3.499
8/15/2021 10:36 PM	0.843		3.503
8/15/2021 10:42 PM	0.869		3.545
8/15/2021 10:48 PM	0.867		3.552
8/15/2021 10:54 PM	0.828		3.518
8/15/2021 11:00 PM	0.784		3.509
8/15/2021 11:06 PM	0.772		3.526
8/15/2021 11:12 PM	0.768		3.558
8/15/2021 11:18 PM	0.782		3.562
8/15/2021 11:24 PM	0.817		3.555
8/15/2021 11:30 PM	0.837		3.56
8/15/2021 11:36 PM	0.841		3.556
8/15/2021 11:42 PM	0.826		3.55
8/15/2021 11:48 PM	0.805		3.574
8/15/2021 11:54 PM	0.821		3.577
8/16/2021 12:00 AM	0.818		3.562
8/16/2021 12:06 AM	0.787		3.563
8/16/2021 12:12 AM	0.786		3.557
8/16/2021 12:18 AM	0.783		3.566
8/16/2021 12:24 AM	0.788		3.568
8/16/2021 12:30 AM	0.794		3.576

## Opacity Data Summary Report

**Company:** New York City D.E.P.  
North River Wastewater Resource Recovery Facility  
New York, NY 10031



**Data Group:** Valid Data  
**Report Name:** 3rd Quarter 2021

**Start of Report:** 7/1/2021 0:00  
**End of Report:** 9/30/2021 23:54

All Opacity Data

Date & Time	PE 1	PE 2	PE 4
	%	%	%
8/16/2021 12:36 AM	0.792		3.603
8/16/2021 12:42 AM	0.803		3.568
8/16/2021 12:48 AM	0.801		3.563
8/16/2021 12:54 AM	0.802		3.56
8/16/2021 1:00 AM	0.808		3.553
8/16/2021 1:06 AM	0.806		3.582
8/16/2021 1:12 AM	0.824		3.783
8/16/2021 1:18 AM	0.648		3.599
8/16/2021 1:24 AM	0.19		3.109
8/16/2021 1:30 AM	-0.08		3.055
8/16/2021 1:36 AM	-0.151		3.043
8/16/2021 1:42 AM	-0.18		3.002
8/16/2021 1:48 AM	-0.137		2.997
8/16/2021 1:54 AM	-0.11		2.996
8/16/2021 2:00 AM	-0.142		3.008
8/16/2021 2:06 AM	-0.14		3.021
8/16/2021 2:12 AM	-0.113		3.044
8/16/2021 2:18 AM	-0.117		3.078
8/16/2021 2:24 AM	-0.104		3.073
8/16/2021 2:30 AM	-0.069		3.049
8/16/2021 2:36 AM	-0.011		3.058
8/16/2021 2:42 AM	0.017		3.072
8/16/2021 2:48 AM	0.015		3.095
8/16/2021 2:54 AM	-0.051		3.126
8/16/2021 3:00 AM	-0.016		3.135
8/16/2021 3:06 AM	0.029		3.161
8/16/2021 3:12 AM	0.05		3.175
8/16/2021 3:18 AM	0.025		3.164
8/16/2021 3:24 AM	0.012		3.147
8/16/2021 3:30 AM	0.055		3.175
8/16/2021 3:36 AM	0.082		3.193
8/16/2021 3:42 AM	0.078		3.186
8/16/2021 3:48 AM	0.104		3.193
8/16/2021 3:54 AM	0.122		3.204
8/16/2021 4:00 AM	0.11		3.18
8/16/2021 4:06 AM	0.071		3.195
8/16/2021 4:12 AM	0.088		3.176
8/16/2021 4:18 AM	0.096		3.18
8/16/2021 4:24 AM	0.116		3.225
8/16/2021 4:30 AM	0.093		3.24
8/16/2021 4:36 AM	0.091		3.25
8/16/2021 4:42 AM	0.118		3.213
8/16/2021 4:48 AM	0.121		3.177
8/16/2021 4:54 AM	0.123		3.149
8/16/2021 5:00 AM	0.082		3.15
8/16/2021 5:06 AM	0.098		3.184
8/16/2021 5:12 AM	0.115		3.234
8/16/2021 5:18 AM	0.129		3.203
8/16/2021 5:24 AM	0.14		3.11
8/16/2021 5:30 AM	0.166		3.098



## Opacity Data Summary Report

**Company:** New York City D.E.P.  
North River Wastewater Resource Recovery Facility  
New York, NY 10031



**Data Group:** Valid Data  
**Report Name:** 3rd Quarter 2021

**Start of Report:** 7/1/2021 0:00  
**End of Report:** 9/30/2021 23:54

All Opacity Data

Date & Time	PE 1	PE 2	PE 4
	%	%	%
8/16/2021 5:36 AM	0.163		3.146
8/16/2021 5:42 AM	0.173		3.13
8/16/2021 5:48 AM	0.167		3.056
8/16/2021 5:54 AM	0.157		3.044
8/16/2021 6:00 AM	0.181		3.054
8/16/2021 6:06 AM	0.185		3.081
8/16/2021 6:12 AM	0.165		3.095
8/16/2021 6:18 AM	0.204		3.015
8/16/2021 6:24 AM	0.209		2.993
8/16/2021 6:30 AM	0.158		3.045
8/16/2021 6:36 AM	0.155		3.076
8/16/2021 6:42 AM	0.177		3.049
8/16/2021 6:48 AM	0.178		3.033
8/16/2021 6:54 AM	0.189		3.035
8/16/2021 7:00 AM	0.194		3.045
8/16/2021 7:06 AM	0.199		3.059
8/16/2021 7:12 AM	0.217		3.095
8/16/2021 7:18 AM	0.226		3.141
8/16/2021 7:24 AM	0.23		3.296
8/16/2021 7:30 AM	0.237		4.117
8/16/2021 7:36 AM	0.239		4.519
8/16/2021 7:42 AM	0.195		4.476
8/16/2021 7:48 AM	0.193		4.42
8/16/2021 7:54 AM	0.211		4.4
8/16/2021 8:00 AM	0.225		4.43
8/16/2021 8:06 AM	0.241		4.415
8/16/2021 8:12 AM	0.226		4.407
8/16/2021 8:18 AM	0.231		4.427
8/16/2021 8:24 AM	0.23		4.573
8/16/2021 8:30 AM	0.206		4.669
8/16/2021 8:36 AM	0.194		4.654
8/16/2021 8:42 AM	0.222		4.64
8/16/2021 8:48 AM	0.245		4.64
8/16/2021 8:54 AM	0.24		4.646
8/16/2021 9:00 AM	0.253		4.659
8/16/2021 9:06 AM	0.259		4.664
8/16/2021 9:12 AM	0.263		4.654
8/16/2021 9:18 AM	0.29		4.661
8/16/2021 9:24 AM	0.281		4.673
8/16/2021 9:30 AM	0.269		4.659
8/16/2021 9:36 AM	0.258		4.645
8/16/2021 9:42 AM	0.237		4.634
8/16/2021 9:48 AM	0.25		4.637
8/16/2021 9:54 AM	0.271		4.643
8/16/2021 10:00 AM	0.289		4.612
8/16/2021 10:06 AM	0.306		4.621
8/16/2021 10:12 AM	0.321		4.628
8/16/2021 10:18 AM	0.331		4.625
8/16/2021 10:24 AM	0.324		4.64
8/16/2021 10:30 AM	0.332		4.671

## Opacity Data Summary Report

**Company:** New York City D.E.P.  
North River Wastewater Resource Recovery Facility  
New York, NY 10031



**Data Group:** Valid Data  
**Report Name:** 3rd Quarter 2021

**Start of Report:** 7/1/2021 0:00  
**End of Report:** 9/30/2021 23:54

All Opacity Data

Date & Time	PE 1	PE 2	PE 4
	%	%	%
8/16/2021 10:36 AM	0.354		4.673
8/16/2021 10:42 AM	0.365		4.668
8/16/2021 10:48 AM	0.357		4.656
8/16/2021 10:54 AM	0.336		4.678
8/16/2021 11:00 AM	0.383		4.676
8/16/2021 11:06 AM	0.415		4.66
8/16/2021 11:12 AM	0.408		4.645
8/16/2021 11:18 AM	0.418		4.667
8/16/2021 11:24 AM	0.443		4.685
8/16/2021 11:30 AM	0.419		4.703
8/16/2021 11:36 AM	0.398		4.697
8/16/2021 11:42 AM	0.395		4.677
8/16/2021 11:48 AM	0.388		4.437
8/16/2021 11:54 AM	0.387		4.15
8/16/2021 12:00 PM	0.37		4.107
8/16/2021 12:06 PM	0.375		4.121
8/16/2021 12:12 PM	0.359		4.133
8/16/2021 12:18 PM	0.367		4.115
8/16/2021 12:24 PM	0.368		4.07
8/16/2021 12:30 PM	0.383		4.074
8/16/2021 12:36 PM	0.424		4.089
8/16/2021 12:42 PM	0.416		4.088
8/16/2021 12:48 PM	0.419		4.093
8/16/2021 12:54 PM	0.464		4.092
8/16/2021 1:00 PM	0.499		4.087
8/16/2021 1:06 PM	0.496		4.081
8/16/2021 1:12 PM	0.505		4.098
8/16/2021 1:18 PM	0.497		4.099
8/16/2021 1:24 PM	0.511		4.101
8/16/2021 1:30 PM	0.529		4.106
8/16/2021 1:36 PM	0.498		4.076
8/16/2021 1:42 PM	0.5		4.082
8/16/2021 1:48 PM	0.498		4.1
8/16/2021 1:54 PM	0.497		4.108
8/16/2021 2:00 PM	0.524		4.112
8/16/2021 2:06 PM	0.501		4.107
8/16/2021 2:12 PM	0.483		4.126
8/16/2021 2:18 PM	0.471		4.142
8/16/2021 2:24 PM	0.485		4.112
8/16/2021 2:30 PM	0.499		4.124
8/16/2021 2:36 PM	0.499		4.139
8/16/2021 2:42 PM	0.486		4.131
8/16/2021 2:48 PM	0.503		4.117
8/16/2021 2:54 PM	0.498		4.115
8/16/2021 3:00 PM	0.472		4.088
8/16/2021 3:06 PM	0.462		4.089
8/16/2021 3:12 PM	0.457		4.099
8/16/2021 3:18 PM	0.439		4.106
8/16/2021 3:24 PM	0.424		4.12
8/16/2021 3:30 PM	0.443		4.108

## Opacity Data Summary Report

**Company:** New York City D.E.P.  
North River Wastewater Resource Recovery Facility  
New York, NY 10031



**Data Group:** Valid Data  
**Report Name:** 3rd Quarter 2021

**Start of Report:** 7/1/2021 0:00  
**End of Report:** 9/30/2021 23:54

All Opacity Data

Date & Time	PE 1	PE 2	PE 4
	%	%	%
8/16/2021 3:36 PM	0.475		4.123
8/16/2021 3:42 PM	0.511		4.125
8/16/2021 3:48 PM	0.506		4.121
8/16/2021 3:54 PM	0.501		4.136
8/16/2021 4:00 PM	0.5		4.132
8/16/2021 4:06 PM	0.51		4.104
8/16/2021 4:12 PM	0.51		4.086
8/16/2021 4:18 PM	0.487		4.109
8/16/2021 4:24 PM	0.507		4.114
8/16/2021 4:30 PM	0.528		4.119
8/16/2021 4:36 PM	0.492		4.102
8/16/2021 4:42 PM	0.47		4.085
8/16/2021 4:48 PM	0.473		4.092
8/16/2021 4:54 PM	0.511		4.096
8/16/2021 5:00 PM	0.508		4.089
8/16/2021 5:06 PM	0.508		4.098
8/16/2021 5:12 PM	0.491		4.103
8/16/2021 5:18 PM	0.484		4.097
8/16/2021 5:24 PM	0.463		4.089
8/16/2021 5:30 PM	0.417		4.078
8/16/2021 5:36 PM	0.416		4.072
8/16/2021 5:42 PM	0.409		4.081
8/16/2021 5:48 PM	0.375		4.088
8/16/2021 5:54 PM	0.375		4.105
8/16/2021 6:00 PM	0.412		4.106
8/16/2021 6:06 PM	0.447		4.096
8/16/2021 6:12 PM	0.434		4.108
8/16/2021 6:18 PM	0.427		4.096
8/16/2021 6:24 PM	0.428		4.097
8/16/2021 6:30 PM	0.441		4.11
8/16/2021 6:36 PM	0.463		4.092
8/16/2021 6:42 PM	0.472		4.116
8/16/2021 6:48 PM	0.483		4.123
8/16/2021 6:54 PM	0.475		4.113
8/16/2021 7:00 PM	0.446		4.116
8/16/2021 7:06 PM	0.446		4.121
8/16/2021 7:12 PM	0.457		4.122
8/16/2021 7:18 PM	0.464		4.105
8/16/2021 7:24 PM	0.481		4.134
8/16/2021 7:30 PM	0.493		4.145
8/16/2021 7:36 PM	0.496		4.113
8/16/2021 7:42 PM	0.514		4.122
8/16/2021 7:48 PM	0.514		4.133
8/16/2021 7:54 PM	0.494		4.149
8/16/2021 8:00 PM	0.465		4.132
8/16/2021 8:06 PM	0.443		4.103
8/16/2021 8:12 PM	0.425		4.114
8/16/2021 8:18 PM	0.443		4.14
8/16/2021 8:24 PM	0.472		4.18
8/16/2021 8:30 PM	0.459		4.158

## Opacity Data Summary Report

**Company:** New York City D.E.P.  
North River Wastewater Resource Recovery Facility  
New York, NY 10031



**Data Group:** Valid Data  
**Report Name:** 3rd Quarter 2021

**Start of Report:** 7/1/2021 0:00  
**End of Report:** 9/30/2021 23:54

All Opacity Data

Date & Time	PE 1	PE 2	PE 4
	%	%	%
8/16/2021 8:36 PM	0.446		4.123
8/16/2021 8:42 PM	0.423		4.129
8/16/2021 8:48 PM	0.426		4.135
8/16/2021 8:54 PM	0.422		4.143
8/16/2021 9:00 PM	0.438		4.134
8/16/2021 9:06 PM	0.47		4.108
8/16/2021 9:12 PM	0.455		4.092
8/16/2021 9:18 PM	0.446		4.102
8/16/2021 9:24 PM	0.466		4.136
8/16/2021 9:30 PM	0.473		4.129
8/16/2021 9:36 PM	0.459		4.095
8/16/2021 9:42 PM	0.452		4.073
8/16/2021 9:48 PM	0.457		4.084
8/16/2021 9:54 PM	0.459		4.094
8/16/2021 10:00 PM	0.446		4.101
8/16/2021 10:06 PM	0.45		4.086
8/16/2021 10:12 PM	0.462		4.104
8/16/2021 10:18 PM	0.468		4.112
8/16/2021 10:24 PM	0.492		4.116
8/16/2021 10:30 PM	0.488		4.119
8/16/2021 10:36 PM	0.484		4.109
8/16/2021 10:42 PM	0.491		4.124
8/16/2021 10:48 PM	0.494		4.109
8/16/2021 10:54 PM	0.474		4.074
8/16/2021 11:00 PM	0.458		4.069
8/16/2021 11:06 PM	0.436		4.09
8/16/2021 11:12 PM	0.45		4.113
8/16/2021 11:18 PM	0.479		4.113
8/16/2021 11:24 PM	0.465		4.1
8/16/2021 11:30 PM	0.464		4.098
8/16/2021 11:36 PM	0.483		4.106
8/16/2021 11:42 PM	0.497		4
8/16/2021 11:48 PM	0.481		2.921
8/16/2021 11:54 PM	0.479		2.551
8/17/2021 12:00 AM	0.474		2.707
8/17/2021 12:06 AM	0.479		2.779
8/17/2021 12:12 AM	0.468		2.84
8/17/2021 12:18 AM	0.458		2.901
8/17/2021 12:24 AM	0.452		2.941
8/17/2021 12:30 AM	0.47		2.971
8/17/2021 12:36 AM	0.473		2.98
8/17/2021 12:42 AM	0.469		2.985
8/17/2021 12:48 AM	0.471		2.998
8/17/2021 12:54 AM	0.442		3.034
8/17/2021 1:00 AM	0.436		3.037
8/17/2021 1:06 AM	0.438		3.034
8/17/2021 1:12 AM	0.444		3.036
8/17/2021 1:18 AM	0.45		3.044
8/17/2021 1:24 AM	0.446		2.903
8/17/2021 1:30 AM	0.457		2.018

## Opacity Data Summary Report

**Company:** New York City D.E.P.  
North River Wastewater Resource Recovery Facility  
New York, NY 10031



**Data Group:** Valid Data  
**Report Name:** 3rd Quarter 2021

**Start of Report:** 7/1/2021 0:00  
**End of Report:** 9/30/2021 23:54

All Opacity Data

Date & Time	PE 1	PE 2	PE 4
	%	%	%
8/17/2021 1:36 AM	0.467		1.058
8/17/2021 1:42 AM	0.456		1.038
8/17/2021 1:48 AM	0.452		1.034
8/17/2021 1:54 AM	0.471		1.036
8/17/2021 2:00 AM	0.486		1.041
8/17/2021 2:06 AM	0.476		1.046
8/17/2021 2:12 AM	0.47		1.056
8/17/2021 2:18 AM	0.469		1.079
8/17/2021 2:24 AM	0.458		1.063
8/17/2021 2:30 AM	0.455		1.073
8/17/2021 2:36 AM	0.45		1.094
8/17/2021 2:42 AM	0.467		1.079
8/17/2021 2:48 AM	0.466		1.072
8/17/2021 2:54 AM	0.472		1.075
8/17/2021 3:00 AM	0.491		1.062
8/17/2021 3:06 AM	0.494		1.067
8/17/2021 3:12 AM	0.496		1.088
8/17/2021 3:18 AM	0.493		1.083
8/17/2021 3:24 AM	0.48		1.074
8/17/2021 3:30 AM	0.488		1.082
8/17/2021 3:36 AM	0.495		1.074
8/17/2021 3:42 AM	0.492		1.066
8/17/2021 3:48 AM	0.509		1.074
8/17/2021 3:54 AM	0.506		1.087
8/17/2021 4:00 AM	0.501		1.095
8/17/2021 4:06 AM	0.499		1.092
8/17/2021 4:12 AM	0.481		1.105
8/17/2021 4:18 AM	0.495		1.125
8/17/2021 4:24 AM	0.502		1.112
8/17/2021 4:30 AM	0.501		1.094
8/17/2021 4:36 AM	0.512		1.089
8/17/2021 4:42 AM	0.515		1.1
8/17/2021 4:48 AM	0.515		1.094
8/17/2021 4:54 AM	0.492		1.087
8/17/2021 5:00 AM	0.476		1.097
8/17/2021 5:06 AM	0.494		1.115
8/17/2021 5:12 AM	0.49		1.115
8/17/2021 5:18 AM	0.469		1.093
8/17/2021 5:24 AM	0.488		1.087
8/17/2021 5:30 AM	0.502		1.101
8/17/2021 5:36 AM	0.493		1.101
8/17/2021 5:42 AM	0.483		1.094
8/17/2021 5:48 AM	0.487		1.1
8/17/2021 5:54 AM	0.476		1.107
8/17/2021 6:00 AM	0.483		1.115
8/17/2021 6:06 AM	0.476		1.127
8/17/2021 6:12 AM	0.496		1.106
8/17/2021 6:18 AM	0.515		1.103
8/17/2021 6:24 AM	0.509		1.11
8/17/2021 6:30 AM	0.515		1.11

## Opacity Data Summary Report

**Company:** New York City D.E.P.  
North River Wastewater Resource Recovery Facility  
New York, NY 10031



**Data Group:** Valid Data  
**Report Name:** 3rd Quarter 2021

**Start of Report:** 7/1/2021 0:00  
**End of Report:** 9/30/2021 23:54

All Opacity Data

Date & Time	PE 1	PE 2	PE 4
	%	%	%
8/17/2021 6:36 AM	0.517		1.098
8/17/2021 6:42 AM	0.518		1.095
8/17/2021 6:48 AM	0.51		1.094
8/17/2021 6:54 AM	0.489		1.096
8/17/2021 7:00 AM	0.498		1.094
8/17/2021 7:06 AM	0.499		1.107
8/17/2021 7:12 AM	0.51		1.11
8/17/2021 7:18 AM	0.499		1.094
8/17/2021 7:24 AM	0.492		1.099
8/17/2021 7:30 AM	0.5		1.108
8/17/2021 7:36 AM	0.5		1.098
8/17/2021 7:42 AM	0.489		1.08
8/17/2021 7:48 AM	0.479		1.093
8/17/2021 7:54 AM	0.482		1.102
8/17/2021 8:00 AM	0.481		1.111
8/17/2021 8:06 AM	0.479		1.104
8/17/2021 8:12 AM	0.46		1.099
8/17/2021 8:18 AM	0.472		1.091
8/17/2021 8:24 AM	0.488		1.094
8/17/2021 8:30 AM	0.48		1.089
8/17/2021 8:36 AM	0.488		1.09
8/17/2021 8:42 AM	0.485		1.089
8/17/2021 8:48 AM	0.491		1.095
8/17/2021 8:54 AM	0.491		1.104
8/17/2021 9:00 AM	0.491		1.098
8/17/2021 9:06 AM	0.495		1.084
8/17/2021 9:12 AM	0.495		1.092
8/17/2021 9:18 AM	0.499		1.107
8/17/2021 9:24 AM	0.497		1.102
8/17/2021 9:30 AM	0.487		1.108
8/17/2021 9:36 AM	0.47		1.106
8/17/2021 9:42 AM	0.462		1.107
8/17/2021 9:48 AM	0.463		1.11
8/17/2021 9:54 AM	0.468		1.107
8/17/2021 10:00 AM	0.461		1.114
8/17/2021 10:06 AM	0.457		1.11
8/17/2021 10:12 AM	0.469		1.111
8/17/2021 10:18 AM	0.487		1.124
8/17/2021 10:24 AM	0.487		1.138
8/17/2021 10:30 AM	0.491		1.146
8/17/2021 10:36 AM	0.477		1.141
8/17/2021 10:42 AM	0.472		1.136
8/17/2021 10:48 AM	0.48		1.135
8/17/2021 10:54 AM	0.474		1.142
8/17/2021 11:00 AM	0.478		5.15
8/17/2021 11:06 AM	0.49		7.983
8/17/2021 11:12 AM	0.497		4.207
8/17/2021 11:18 AM	0.492		3.399
8/17/2021 11:24 AM	0.493		3.357
8/17/2021 11:30 AM	0.494		3.311

## Opacity Data Summary Report

**Company:** New York City D.E.P.  
North River Wastewater Resource Recovery Facility  
New York, NY 10031



**Data Group:** Valid Data  
**Report Name:** 3rd Quarter 2021

**Start of Report:** 7/1/2021 0:00  
**End of Report:** 9/30/2021 23:54

All Opacity Data

Date & Time	PE 1	PE 2	PE 4
	%	%	%
8/17/2021 11:36 AM	0.492		3.229
8/17/2021 11:42 AM	0.486		3.187
8/17/2021 11:48 AM	0.477		3.181
8/17/2021 11:54 AM	0.483		3.163
8/17/2021 12:00 PM	0.484		3.13
8/17/2021 12:06 PM	0.461		3.911
8/17/2021 12:12 PM	0.453		4.106
8/17/2021 12:18 PM	0.493		4.074
8/17/2021 12:24 PM	0.502		4.058
8/17/2021 12:30 PM	0.481		4.027
8/17/2021 12:36 PM	0.495		3.967
8/17/2021 12:42 PM	0.489		3.962
8/17/2021 12:48 PM	0.515		3.969
8/17/2021 12:54 PM	0.522		3.945
8/17/2021 1:00 PM	0.487		3.907
8/17/2021 1:06 PM	0.469		3.883
8/17/2021 1:12 PM	0.478		3.9
8/17/2021 1:18 PM	0.497		3.91
8/17/2021 1:24 PM	---		---
8/17/2021 1:30 PM	---		---
8/17/2021 1:36 PM	---		---
8/17/2021 1:42 PM	---		---
8/17/2021 1:48 PM	---		---
8/17/2021 1:54 PM	---		---
8/17/2021 2:00 PM	---		---
8/17/2021 2:06 PM	---		---
8/17/2021 2:12 PM	---		---
8/17/2021 2:18 PM	---		---
8/17/2021 2:24 PM	---		---
8/17/2021 2:30 PM	0.474		3.801
8/17/2021 2:36 PM	0.477		3.813
8/17/2021 2:42 PM	0.485		3.778
8/17/2021 2:48 PM	0.494		3.753
8/17/2021 2:54 PM	0.494		3.81
8/17/2021 3:00 PM	0.499		3.837
8/17/2021 3:06 PM	0.49		3.729
8/17/2021 3:12 PM	0.469		3.79
8/17/2021 3:18 PM	0.439		3.787
8/17/2021 3:24 PM	0.41		3.722
8/17/2021 3:30 PM	0.418		3.729
8/17/2021 3:36 PM	---		---
8/17/2021 3:42 PM	0.419		3.768
8/17/2021 3:48 PM	0.429		3.755
8/17/2021 3:54 PM	0.438		3.757
8/17/2021 4:00 PM	0.459		3.74
8/17/2021 4:06 PM	0.474		3.767
8/17/2021 4:12 PM	0.49		3.735
8/17/2021 4:18 PM	0.498		3.745
8/17/2021 4:24 PM	0.504		3.754
8/17/2021 4:30 PM	0.518		3.756

## Opacity Data Summary Report

**Company:** New York City D.E.P.  
North River Wastewater Resource Recovery Facility  
New York, NY 10031



**Data Group:** Valid Data  
**Report Name:** 3rd Quarter 2021

**Start of Report:** 7/1/2021 0:00  
**End of Report:** 9/30/2021 23:54

All Opacity Data

Date & Time	PE 1	PE 2	PE 4
	%	%	%
8/17/2021 4:36 PM	0.52		3.728
8/17/2021 4:42 PM	0.517		3.736
8/17/2021 4:48 PM	0.536		3.703
8/17/2021 4:54 PM	0.534		3.745
8/17/2021 5:00 PM	0.532		3.754
8/17/2021 5:06 PM	0.523		3.755
8/17/2021 5:12 PM	0.519		3.753
8/17/2021 5:18 PM	---		---
8/17/2021 5:24 PM	0.494		3.726
8/17/2021 5:30 PM	0.498		3.736
8/17/2021 5:36 PM	---		---
8/17/2021 5:42 PM	0.491		3.766
8/17/2021 5:48 PM	0.487		3.751
8/17/2021 5:54 PM	0.471		3.696
8/17/2021 6:00 PM	0.465		3.729
8/17/2021 6:06 PM	0.444		3.74
8/17/2021 6:12 PM	0.416		3.702
8/17/2021 6:18 PM	0.426		3.696
8/17/2021 6:24 PM	0.442		3.725
8/17/2021 6:30 PM	0.461		3.787
8/17/2021 6:36 PM	0.468		3.767
8/17/2021 6:42 PM	0.474		3.777
8/17/2021 6:48 PM	0.467		3.763
8/17/2021 6:54 PM	0.462		3.747
8/17/2021 7:00 PM	0.462		3.753
8/17/2021 7:06 PM	0.461		3.795
8/17/2021 7:12 PM	0.466		3.815
8/17/2021 7:18 PM	---		---
8/17/2021 7:24 PM	0.478		3.785
8/17/2021 7:30 PM	0.48		3.779
8/17/2021 7:36 PM	0.487		3.805
8/17/2021 7:42 PM	0.484		3.777
8/17/2021 7:48 PM	0.463		3.78
8/17/2021 7:54 PM	0.469		3.897
8/17/2021 8:00 PM	0.473		3.799
8/17/2021 8:06 PM	0.478		3.799
8/17/2021 8:12 PM	---		---
8/17/2021 8:18 PM	0.486		3.745
8/17/2021 8:24 PM	---		---
8/17/2021 8:30 PM	0.457		3.734
8/17/2021 8:36 PM	0.463		3.747
8/17/2021 8:42 PM	---		---
8/17/2021 8:48 PM	0.476		3.8
8/17/2021 8:54 PM	0.474		3.792
8/17/2021 9:00 PM	0.462		3.785
8/17/2021 9:06 PM	0.455		3.768
8/17/2021 9:12 PM	0.45		3.75
8/17/2021 9:18 PM	0.454		3.776
8/17/2021 9:24 PM	0.455		3.814
8/17/2021 9:30 PM	0.45		3.789



## Opacity Data Summary Report

**Company:** New York City D.E.P.  
 North River Wastewater Resource Recovery Facility  
 New York, NY 10031  
**Data Group:** Valid Data  
**Report Name:** 3rd Quarter 2021  
**Start of Report:** 7/1/2021 0:00  
**End of Report:** 9/30/2021 23:54



All Opacity Data

Date & Time	PE 1	PE 2	PE 4
	%	%	%
8/17/2021 9:36 PM	0.443		3.772
8/17/2021 9:42 PM	0.442		3.799
8/17/2021 9:48 PM	0.444		3.779
8/17/2021 9:54 PM	0.449		3.798
8/17/2021 10:00 PM	0.444		3.774
8/17/2021 10:06 PM	0.446		3.77
8/17/2021 10:12 PM	0.454		3.759
8/17/2021 10:18 PM	0.453		3.765
8/17/2021 10:24 PM	---		---
8/17/2021 10:30 PM	0.444		3.793
8/17/2021 10:36 PM	0.445		3.784
8/17/2021 10:42 PM	---		---
8/17/2021 10:48 PM	0.446		3.818
8/17/2021 10:54 PM	0.447		3.576
8/17/2021 11:00 PM	0.447		3.135
8/17/2021 11:06 PM	0.435		3.142
8/17/2021 11:12 PM	0.435		3.146
8/17/2021 11:18 PM	0.444		3.171
8/17/2021 11:24 PM	0.444		3.165
8/17/2021 11:30 PM	0.444		3.163
8/17/2021 11:36 PM	0.45		3.179
8/17/2021 11:42 PM	0.454		3.166
8/17/2021 11:48 PM	0.453		3.137
8/17/2021 11:54 PM	0.432		3.144
8/18/2021 12:00 AM	0.44		3.164
8/18/2021 12:06 AM	0.446		3.194
8/18/2021 12:12 AM	0.435		3.199
8/18/2021 12:18 AM	0.413		3.222
8/18/2021 12:24 AM	---		---
8/18/2021 12:30 AM	0.38		3.173
8/18/2021 12:36 AM	0.384		3.125
8/18/2021 12:42 AM	0.409		3.062
8/18/2021 12:48 AM	0.414		3.017
8/18/2021 12:54 AM	0.408		2.97
8/18/2021 1:00 AM	0.4		2.525
8/18/2021 1:06 AM	0.399		2.553
8/18/2021 1:12 AM	0.4		2.642
8/18/2021 1:18 AM	0.395		2.847
8/18/2021 1:24 AM	0.398		2.855
8/18/2021 1:30 AM	0.405		2.903
8/18/2021 1:36 AM	0.404		2.992
8/18/2021 1:42 AM	0.41		3.094
8/18/2021 1:48 AM	0.423		3.322
8/18/2021 1:54 AM	0.44		3.307
8/18/2021 2:00 AM	0.439		3.33
8/18/2021 2:06 AM	0.44		3.391
8/18/2021 2:12 AM	0.431		3.336
8/18/2021 2:18 AM	0.434		3.316
8/18/2021 2:24 AM	---		---
8/18/2021 2:30 AM	0.441		3.157

## Opacity Data Summary Report

**Company:** New York City D.E.P.  
North River Wastewater Resource Recovery Facility  
New York, NY 10031



**Data Group:** Valid Data  
**Report Name:** 3rd Quarter 2021

**Start of Report:** 7/1/2021 0:00  
**End of Report:** 9/30/2021 23:54

All Opacity Data

Date & Time	PE 1	PE 2	PE 4
	%	%	%
8/18/2021 2:36 AM	0.441		3.136
8/18/2021 2:42 AM	0.45		3.166
8/18/2021 2:48 AM	0.45		3.167
8/18/2021 2:54 AM	0.455		3.212
8/18/2021 3:00 AM	0.469		3.241
8/18/2021 3:06 AM	0.47		3.269
8/18/2021 3:12 AM	0.471		3.251
8/18/2021 3:18 AM	0.478		3.194
8/18/2021 3:24 AM	0.48		3.204
8/18/2021 3:30 AM	0.475		3.209
8/18/2021 3:36 AM	0.474		3.251
8/18/2021 3:42 AM	0.474		3.259
8/18/2021 3:48 AM	0.479		3.268
8/18/2021 3:54 AM	0.475		3.313
8/18/2021 4:00 AM	0.48		3.441
8/18/2021 4:06 AM	0.484		4.121
8/18/2021 4:12 AM	0.484		4.2
8/18/2021 4:18 AM	0.488		4.125
8/18/2021 4:24 AM	---		---
8/18/2021 4:30 AM	0.491		4.045
8/18/2021 4:36 AM	0.492		4.053
8/18/2021 4:42 AM	0.491		4.081
8/18/2021 4:48 AM	0.489		4.056
8/18/2021 4:54 AM	0.486		4.016
8/18/2021 5:00 AM	0.491		3.98
8/18/2021 5:06 AM	0.489		4.026
8/18/2021 5:12 AM	0.488		4.017
8/18/2021 5:18 AM	0.482		3.958
8/18/2021 5:24 AM	0.479		3.995
8/18/2021 5:30 AM	0.48		4.018
8/18/2021 5:36 AM	0.483		4.051
8/18/2021 5:42 AM	0.482		4.011
8/18/2021 5:48 AM	0.481		3.972
8/18/2021 5:54 AM	0.473		4.001
8/18/2021 6:00 AM	0.472		4.034
8/18/2021 6:06 AM	0.468		4.035
8/18/2021 6:12 AM	0.465		4.021
8/18/2021 6:18 AM	0.467		4.016
8/18/2021 6:24 AM	---		---
8/18/2021 6:30 AM	0.468		4.055
8/18/2021 6:36 AM	0.468		4.055
8/18/2021 6:42 AM	0.474		4.076
8/18/2021 6:48 AM	0.468		4.094
8/18/2021 6:54 AM	0.466		4.157
8/18/2021 7:00 AM	0.455		3.99
8/18/2021 7:06 AM	0.463		4.058
8/18/2021 7:12 AM	0.626		4.061
8/18/2021 7:18 AM	0.462		4.025
8/18/2021 7:24 AM	0.463		4.034
8/18/2021 7:30 AM	0.464		4.04

## Opacity Data Summary Report

**Company:** New York City D.E.P.  
North River Wastewater Resource Recovery Facility  
New York, NY 10031



**Data Group:** Valid Data  
**Report Name:** 3rd Quarter 2021

**Start of Report:** 7/1/2021 0:00  
**End of Report:** 9/30/2021 23:54

All Opacity Data

Date & Time	PE 1	PE 2	PE 4
	%	%	%
8/18/2021 7:36 AM	0.467		4.042
8/18/2021 7:42 AM	0.47		4.059
8/18/2021 7:48 AM	0.472		4.07
8/18/2021 7:54 AM	0.476		4.098
8/18/2021 8:00 AM	0.473		4.076
8/18/2021 8:06 AM	---		---
8/18/2021 8:12 AM	0.481		4.068
8/18/2021 8:18 AM	0.477		3.949
8/18/2021 8:24 AM	---		---
8/18/2021 8:30 AM	0.443		3.645
8/18/2021 8:36 AM	0.44		3.634
8/18/2021 8:42 AM	0.432		3.672
8/18/2021 8:48 AM	0.433		3.676
8/18/2021 8:54 AM	0.435		3.685
8/18/2021 9:00 AM	0.436		3.671
8/18/2021 9:06 AM	0.44		3.678
8/18/2021 9:12 AM	0.448		3.335
8/18/2021 9:18 AM	0.449		3.09
8/18/2021 9:24 AM	0.447		3.102
8/18/2021 9:30 AM	0.45		3.125
8/18/2021 9:36 AM	0.447		3.096
8/18/2021 9:42 AM	0.446		3.094
8/18/2021 9:48 AM	0.447		3.105
8/18/2021 9:54 AM	0.45		3.107
8/18/2021 10:00 AM	0.449		3.138
8/18/2021 10:06 AM	0.454		3.17
8/18/2021 10:12 AM	0.462		3.169
8/18/2021 10:18 AM	0.462		3.158
8/18/2021 10:24 AM	0.462		3.223
8/18/2021 10:30 AM	0.465		3.177
8/18/2021 10:36 AM	0.463		3.192
8/18/2021 10:42 AM	0.459		3.224
8/18/2021 10:48 AM	0.455		3.29
8/18/2021 10:54 AM	0.457		3.347
8/18/2021 11:00 AM	0.451		3.341
8/18/2021 11:06 AM	0.441		3.3
8/18/2021 11:12 AM	0.442		3.269
8/18/2021 11:18 AM	0.431		3.267
8/18/2021 11:24 AM	0.441		3.263
8/18/2021 11:30 AM	0.455		3.284
8/18/2021 11:36 AM	0.469		3.583
8/18/2021 11:42 AM	0.47		4.047
8/18/2021 11:48 AM	0.476		4.093
8/18/2021 11:54 AM	0.482		3.953
8/18/2021 12:00 PM	0.389		3.944
8/18/2021 12:06 PM	---		---
8/18/2021 12:12 PM	0.067		3.927
8/18/2021 12:18 PM	0.066		3.887
8/18/2021 12:24 PM	0.051		3.882
8/18/2021 12:30 PM	0.041		3.899

## Opacity Data Summary Report

**Company:** New York City D.E.P.  
North River Wastewater Resource Recovery Facility  
New York, NY 10031



**Data Group:** Valid Data  
**Report Name:** 3rd Quarter 2021

**Start of Report:** 7/1/2021 0:00  
**End of Report:** 9/30/2021 23:54

All Opacity Data

Date & Time	PE 1	PE 2	PE 4
	%	%	%
8/18/2021 12:36 PM	0.027		3.881
8/18/2021 12:42 PM	0.018		3.867
8/18/2021 12:48 PM	0.024		3.854
8/18/2021 12:54 PM	0.024		3.869
8/18/2021 1:00 PM	0.044		3.931
8/18/2021 1:06 PM	0.054		3.884
8/18/2021 1:12 PM	0.069		3.852
8/18/2021 1:18 PM	0.084		3.826
8/18/2021 1:24 PM	0.096		3.838
8/18/2021 1:30 PM	0.091		3.843
8/18/2021 1:36 PM	0.082		3.835
8/18/2021 1:42 PM	0.085		3.854
8/18/2021 1:48 PM	---		---
8/18/2021 1:54 PM	0.059		3.826
8/18/2021 2:00 PM	0.052		3.826
8/18/2021 2:06 PM	---		---
8/18/2021 2:12 PM	7.262		3.809
8/18/2021 2:18 PM	4.493		3.843
8/18/2021 2:24 PM	1.493		3.832
8/18/2021 2:30 PM	1.632		3.82
8/18/2021 2:36 PM	1.633		3.822
8/18/2021 2:42 PM	1.588		3.826
8/18/2021 2:48 PM	1.43		3.834
8/18/2021 2:54 PM	1.285		3.832
8/18/2021 3:00 PM	1.191		3.834
8/18/2021 3:06 PM	1.142		3.823
8/18/2021 3:12 PM	1.038		3.804
8/18/2021 3:18 PM	0.785		3.819
8/18/2021 3:24 PM	0.744		3.81
8/18/2021 3:30 PM	0.688		3.833
8/18/2021 3:36 PM	0.572		3.877
8/18/2021 3:42 PM	0.526		3.864
8/18/2021 3:48 PM	---		---
8/18/2021 3:54 PM	0.401		3.838
8/18/2021 4:00 PM	0.379		3.841
8/18/2021 4:06 PM	---		---
8/18/2021 4:12 PM	0.309		3.839
8/18/2021 4:18 PM	0.305		3.829
8/18/2021 4:24 PM	0.28		3.883
8/18/2021 4:30 PM	0.279		3.901
8/18/2021 4:36 PM	0.27		3.914
8/18/2021 4:42 PM	0.246		3.978
8/18/2021 4:48 PM	0.261		3.943
8/18/2021 4:54 PM	0.254		3.932
8/18/2021 5:00 PM	0.236		3.951
8/18/2021 5:06 PM	0.211		3.928
8/18/2021 5:12 PM	0.184		3.929
8/18/2021 5:18 PM	0.146		4.001
8/18/2021 5:24 PM	0.13		3.983
8/18/2021 5:30 PM	0.114		3.953

## Opacity Data Summary Report

**Company:** New York City D.E.P.  
North River Wastewater Resource Recovery Facility  
New York, NY 10031



**Data Group:** Valid Data  
**Report Name:** 3rd Quarter 2021

**Start of Report:** 7/1/2021 0:00  
**End of Report:** 9/30/2021 23:54

All Opacity Data

Date & Time	PE 1	PE 2	PE 4
	%	%	%
8/18/2021 5:36 PM	0.105		3.974
8/18/2021 5:42 PM	0.089		3.982
8/18/2021 5:48 PM	---		---
8/18/2021 5:54 PM	0.08		3.967
8/18/2021 6:00 PM	0.082		3.964
8/18/2021 6:06 PM	0.085		3.955
8/18/2021 6:12 PM	0.089		3.972
8/18/2021 6:18 PM	0.091		4
8/18/2021 6:24 PM	0.089		3.975
8/18/2021 6:30 PM	0.088		3.991
8/18/2021 6:36 PM	0.089		3.993
8/18/2021 6:42 PM	0.094		4
8/18/2021 6:48 PM	0.095		4.012
8/18/2021 6:54 PM	0.095		4.007
8/18/2021 7:00 PM	0.105		4.013
8/18/2021 7:06 PM	0.101		3.996
8/18/2021 7:12 PM	0.095		3.987
8/18/2021 7:18 PM	0.093		4.081
8/18/2021 7:24 PM	0.097		4.033
8/18/2021 7:30 PM	0.096		3.995
8/18/2021 7:36 PM	0.094		4.011
8/18/2021 7:42 PM	0.095		4.004
8/18/2021 7:48 PM	---		---
8/18/2021 7:54 PM	0.091		3.98
8/18/2021 8:00 PM	0.094		3.97
8/18/2021 8:06 PM	0.109		4.036
8/18/2021 8:12 PM	0.11		3.993
8/18/2021 8:18 PM	0.113		4.002
8/18/2021 8:24 PM	0.121		4.014
8/18/2021 8:30 PM	0.126		4.011
8/18/2021 8:36 PM	0.132		4.036
8/18/2021 8:42 PM	0.125		4.007
8/18/2021 8:48 PM	0.123		4.005
8/18/2021 8:54 PM	0.119		4.004
8/18/2021 9:00 PM	0.131		4.016
8/18/2021 9:06 PM	0.127		4.023
8/18/2021 9:12 PM	0.121		4.034
8/18/2021 9:18 PM	0.13		4.066
8/18/2021 9:24 PM	0.13		4.04
8/18/2021 9:30 PM	0.128		4.021
8/18/2021 9:36 PM	0.119		4.038
8/18/2021 9:42 PM	0.121		4.046
8/18/2021 9:48 PM	---		---
8/18/2021 9:54 PM	0.118		4.014
8/18/2021 10:00 PM	0.118		4.029
8/18/2021 10:06 PM	0.114		3.991
8/18/2021 10:12 PM	0.124		4.008
8/18/2021 10:18 PM	0.126		4.02
8/18/2021 10:24 PM	0.131		3.982
8/18/2021 10:30 PM	0.129		3.994

## Opacity Data Summary Report

**Company:** New York City D.E.P.  
North River Wastewater Resource Recovery Facility  
New York, NY 10031



**Data Group:** Valid Data  
**Report Name:** 3rd Quarter 2021

**Start of Report:** 7/1/2021 0:00  
**End of Report:** 9/30/2021 23:54

All Opacity Data

Date & Time	PE 1	PE 2	PE 4
	%	%	%
8/18/2021 10:36 PM	0.122		4.006
8/18/2021 10:42 PM	0.12		4.002
8/18/2021 10:48 PM	0.116		3.986
8/18/2021 10:54 PM	0.112		4.01
8/18/2021 11:00 PM	0.11		4.022
8/18/2021 11:06 PM	0.106		4.015
8/18/2021 11:12 PM	0.106		4.021
8/18/2021 11:18 PM	0.109		4.028
8/18/2021 11:24 PM	0.107		4.017
8/18/2021 11:30 PM	0.107		3.98
8/18/2021 11:36 PM	0.119		3.971
8/18/2021 11:42 PM	0.119		3.957
8/18/2021 11:48 PM	---		---
8/18/2021 11:54 PM	0.124		3.947
8/19/2021 12:00 AM	0.128		3.952
8/19/2021 12:06 AM	0.12		3.896
8/19/2021 12:12 AM	0.122		3.938
8/19/2021 12:18 AM	0.121		3.934
8/19/2021 12:24 AM	0.126		3.918
8/19/2021 12:30 AM	0.125		3.937
8/19/2021 12:36 AM	0.131		3.93
8/19/2021 12:42 AM	0.138		3.916
8/19/2021 12:48 AM	0.139		3.929
8/19/2021 12:54 AM	0.137		3.946
8/19/2021 1:00 AM	0.131		3.935
8/19/2021 1:06 AM	0.134		3.936
8/19/2021 1:12 AM	0.16		3.932
8/19/2021 1:18 AM	0.291		3.896
8/19/2021 1:24 AM	0.308		3.916
8/19/2021 1:30 AM	---		---
8/19/2021 1:36 AM	0.319		2.253
8/19/2021 1:42 AM	0.322		2.325
8/19/2021 1:48 AM	0.335		2.514
8/19/2021 1:54 AM	0.334		2.577
8/19/2021 2:00 AM	0.336		2.615
8/19/2021 2:06 AM	0.359		2.693
8/19/2021 2:12 AM	0.352		2.713
8/19/2021 2:18 AM	0.345		2.738
8/19/2021 2:24 AM	0.356		2.769
8/19/2021 2:30 AM	0.347		2.762
8/19/2021 2:36 AM	0.347		2.766
8/19/2021 2:42 AM	0.331		2.784
8/19/2021 2:48 AM	0.328		2.797
8/19/2021 2:54 AM	0.325		2.806
8/19/2021 3:00 AM	0.319		2.845
8/19/2021 3:06 AM	0.323		2.842
8/19/2021 3:12 AM	0.336		2.993
8/19/2021 3:18 AM	0.341		3.242
8/19/2021 3:24 AM	0.333		3.134
8/19/2021 3:30 AM	---		---

## Opacity Data Summary Report

**Company:** New York City D.E.P.  
North River Wastewater Resource Recovery Facility  
New York, NY 10031



**Data Group:** Valid Data  
**Report Name:** 3rd Quarter 2021

**Start of Report:** 7/1/2021 0:00  
**End of Report:** 9/30/2021 23:54

All Opacity Data

Date & Time	PE 1	PE 2	PE 4
	%	%	%
8/19/2021 3:36 AM	0.314		3.052
8/19/2021 3:42 AM	0.309		3.059
8/19/2021 3:48 AM	0.317		3.075
8/19/2021 3:54 AM	0.373		3.04
8/19/2021 4:00 AM	0.431		3.069
8/19/2021 4:06 AM	0.56		3.065
8/19/2021 4:12 AM	0.564		3.103
8/19/2021 4:18 AM	0.58		3.473
8/19/2021 4:24 AM	0.717		3.704
8/19/2021 4:30 AM	0.688		3.672
8/19/2021 4:36 AM	0.63		3.649
8/19/2021 4:42 AM	0.55		3.53
8/19/2021 4:48 AM	0.523		3.485
8/19/2021 4:54 AM	0.511		3.464
8/19/2021 5:00 AM	0.564		3.494
8/19/2021 5:06 AM	0.596		3.52
8/19/2021 5:12 AM	0.626		3.613
8/19/2021 5:18 AM	0.491		3.585
8/19/2021 5:24 AM	0.459		3.555
8/19/2021 5:30 AM	---		---
8/19/2021 5:36 AM	0.396		3.669
8/19/2021 5:42 AM	0.378		3.632
8/19/2021 5:48 AM	0.314		3.555
8/19/2021 5:54 AM	0.31		3.568
8/19/2021 6:00 AM	0.304		3.583
8/19/2021 6:06 AM	0.291		3.753
8/19/2021 6:12 AM	0.279		3.696
8/19/2021 6:18 AM	0.268		3.651
8/19/2021 6:24 AM	0.26		3.81
8/19/2021 6:30 AM	0.265		3.622
8/19/2021 6:36 AM	0.265		3.549
8/19/2021 6:42 AM	0.245		3.526
8/19/2021 6:48 AM	0.242		3.512
8/19/2021 6:54 AM	0.238		3.483
8/19/2021 7:00 AM	0.245		3.6
8/19/2021 7:06 AM	0.238		3.677
8/19/2021 7:12 AM	0.24		3.733
8/19/2021 7:18 AM	0.227		3.731
8/19/2021 7:24 AM	0.226		3.777
8/19/2021 7:30 AM	---		---
8/19/2021 7:36 AM	0.214		3.653
8/19/2021 7:42 AM	0.214		3.649
8/19/2021 7:48 AM	0.2		2.073
8/19/2021 7:54 AM	0.208		2.139
8/19/2021 8:00 AM	0.202		2.184
8/19/2021 8:06 AM	0.205		2.289
8/19/2021 8:12 AM	0.195		2.284
8/19/2021 8:18 AM	0.179		2.337
8/19/2021 8:24 AM	0.16		2.518
8/19/2021 8:30 AM	0.156		2.79

## Opacity Data Summary Report

**Company:** New York City D.E.P.  
 North River Wastewater Resource Recovery Facility  
 New York, NY 10031  
**Data Group:** Valid Data  
**Report Name:** 3rd Quarter 2021  
**Start of Report:** 7/1/2021 0:00  
**End of Report:** 9/30/2021 23:54



All Opacity Data

Date & Time	PE 1	PE 2	PE 4
	%	%	%
8/19/2021 8:36 AM	0.149		3.041
8/19/2021 8:42 AM	0.148		3.034
8/19/2021 8:48 AM	0.143		3.01
8/19/2021 8:54 AM	0.132		3.008
8/19/2021 9:00 AM	0.13		3.184
8/19/2021 9:06 AM	0.123		3.084
8/19/2021 9:12 AM	0.119		2.948
8/19/2021 9:18 AM	0.113		2.879
8/19/2021 9:24 AM	0.114		2.943
8/19/2021 9:30 AM	---		---
8/19/2021 9:36 AM	0.124		2.986
8/19/2021 9:42 AM	0.123		2.984
8/19/2021 9:48 AM	0.104		3.148
8/19/2021 9:54 AM	0.105		3.098
8/19/2021 10:00 AM	0.093		3.133
8/19/2021 10:06 AM	0.065		3.101
8/19/2021 10:12 AM	0.052		3.149
8/19/2021 10:18 AM	0.026		3.096
8/19/2021 10:24 AM	0.018		3.004
8/19/2021 10:30 AM	0.014		2.991
8/19/2021 10:36 AM	0.006		2.977
8/19/2021 10:42 AM	0.033		3.139
8/19/2021 10:48 AM	0.05		3.108
8/19/2021 10:54 AM	0.074		3.122
8/19/2021 11:00 AM	0.098		3.059
8/19/2021 11:06 AM	0.106		3.094
8/19/2021 11:12 AM	0.108		3.142
8/19/2021 11:18 AM	0.105		3.177
8/19/2021 11:24 AM	0.103		3.168
8/19/2021 11:30 AM	0.08		3.012
8/19/2021 11:36 AM	0.074		3.077
8/19/2021 11:42 AM	0.071		3.101
8/19/2021 11:48 AM	0.096		3.123
8/19/2021 11:54 AM	0.104		3.122
8/19/2021 12:00 PM	0.019		3.105
8/19/2021 12:06 PM	-0.268		3.095
8/19/2021 12:12 PM	-0.269		3.087
8/19/2021 12:18 PM	-0.274		3.07
8/19/2021 12:24 PM	-0.29		3.03
8/19/2021 12:30 PM	-0.293		3.029
8/19/2021 12:36 PM	-0.32		3.023
8/19/2021 12:42 PM	-0.391		3.002
8/19/2021 12:48 PM	-0.414		3.063
8/19/2021 12:54 PM	-0.439		3.106
8/19/2021 1:00 PM	-0.425		3.153
8/19/2021 1:06 PM	-0.417		3.16
8/19/2021 1:12 PM	---		---
8/19/2021 1:18 PM	-0.354		3.392
8/19/2021 1:24 PM	-0.336		3.978
8/19/2021 1:30 PM	-0.318		3.884



## Opacity Data Summary Report

**Company:** New York City D.E.P.  
North River Wastewater Resource Recovery Facility  
New York, NY 10031



**Data Group:** Valid Data  
**Report Name:** 3rd Quarter 2021

**Start of Report:** 7/1/2021 0:00  
**End of Report:** 9/30/2021 23:54

All Opacity Data

Date & Time	PE 1	PE 2	PE 4
	%	%	%
8/19/2021 1:36 PM	-0.333		3.867
8/19/2021 1:42 PM	-0.343		3.849
8/19/2021 1:48 PM	9.603		3.789
8/19/2021 1:54 PM	11.739		3.801
8/19/2021 2:00 PM	5.587		3.797
8/19/2021 2:06 PM	0.977		3.796
8/19/2021 2:12 PM	4.282		3.781
8/19/2021 2:18 PM	4.054		3.807
8/19/2021 2:24 PM	7.301		3.769
8/19/2021 2:30 PM	5.087		3.632
8/19/2021 2:36 PM	2.259		3.72
8/19/2021 2:42 PM	10.531		3.911
8/19/2021 2:48 PM	7.811		3.542
8/19/2021 2:54 PM	3.981		2.827
8/19/2021 3:00 PM	0.961		2.681
8/19/2021 3:06 PM	0.858		2.705
8/19/2021 3:12 PM	---		---
8/19/2021 3:18 PM	0.588		2.796
8/19/2021 3:24 PM	0.451		2.824
8/19/2021 3:30 PM	0.564		2.809
8/19/2021 3:36 PM	0.358		2.865
8/19/2021 3:42 PM	0.433		2.844
8/19/2021 3:48 PM	0.296		2.872
8/19/2021 3:54 PM	0.255		3.144
8/19/2021 4:00 PM	0.188		3.758
8/19/2021 4:06 PM	0.092		3.759
8/19/2021 4:12 PM	0.113		3.771
8/19/2021 4:18 PM	0.11		3.787
8/19/2021 4:24 PM	0.249		3.801
8/19/2021 4:30 PM	0.183		3.785
8/19/2021 4:36 PM	0.137		3.782
8/19/2021 4:42 PM	0.08		3.751
8/19/2021 4:48 PM	0.075		3.745
8/19/2021 4:54 PM	0.076		3.719
8/19/2021 5:00 PM	0.1		3.669
8/19/2021 5:06 PM	0.072		3.684
8/19/2021 5:12 PM	---		---
8/19/2021 5:18 PM	-0.035		3.732
8/19/2021 5:24 PM	-0.031		3.697
8/19/2021 5:30 PM	-0.021		3.682
8/19/2021 5:36 PM	-0.045		3.697
8/19/2021 5:42 PM	-0.082		3.707
8/19/2021 5:48 PM	-0.126		3.684
8/19/2021 5:54 PM	-0.131		3.698
8/19/2021 6:00 PM	-0.137		3.707
8/19/2021 6:06 PM	-0.204		3.703
8/19/2021 6:12 PM	-0.177		3.713
8/19/2021 6:18 PM	-0.179		3.702
8/19/2021 6:24 PM	-0.215		3.727
8/19/2021 6:30 PM	-0.23		3.733

## Opacity Data Summary Report

**Company:** New York City D.E.P.  
North River Wastewater Resource Recovery Facility  
New York, NY 10031



**Data Group:** Valid Data  
**Report Name:** 3rd Quarter 2021

**Start of Report:** 7/1/2021 0:00  
**End of Report:** 9/30/2021 23:54

All Opacity Data

Date & Time	PE 1	PE 2	PE 4
	%	%	%
8/19/2021 6:36 PM	-0.245		3.742
8/19/2021 6:42 PM	-0.239		3.694
8/19/2021 6:48 PM	-0.24		3.708
8/19/2021 6:54 PM	---		---
8/19/2021 7:00 PM	-0.259		3.684
8/19/2021 7:06 PM	-0.249		3.696
8/19/2021 7:12 PM	---		---
8/19/2021 7:18 PM	-0.309		3.728
8/19/2021 7:24 PM	-0.32		3.745
8/19/2021 7:30 PM	-0.223		3.773
8/19/2021 7:36 PM	-0.321		3.826
8/19/2021 7:42 PM	-0.348		3.892
8/19/2021 7:48 PM	-0.335		3.904
8/19/2021 7:54 PM	-0.375		3.923
8/19/2021 8:00 PM	-0.358		3.912
8/19/2021 8:06 PM	-0.377		3.881
8/19/2021 8:12 PM	-0.374		3.875
8/19/2021 8:18 PM	-0.379		3.863
8/19/2021 8:24 PM	-0.371		3.908
8/19/2021 8:30 PM	-0.362		3.891
8/19/2021 8:36 PM	-0.353		3.883
8/19/2021 8:42 PM	-0.401		3.887
8/19/2021 8:48 PM	-0.388		3.862
8/19/2021 8:54 PM	---		---
8/19/2021 9:00 PM	-0.389		3.916
8/19/2021 9:06 PM	-0.408		3.898
8/19/2021 9:12 PM	-0.457		3.906
8/19/2021 9:18 PM	-0.391		3.892
8/19/2021 9:24 PM	-0.414		3.914
8/19/2021 9:30 PM	-0.388		3.988
8/19/2021 9:36 PM	-0.411		3.939
8/19/2021 9:42 PM	-0.395		3.939
8/19/2021 9:48 PM	-0.425		3.896
8/19/2021 9:54 PM	-0.405		3.902
8/19/2021 10:00 PM	-0.409		3.91
8/19/2021 10:06 PM	-0.44		3.922
8/19/2021 10:12 PM	-0.41		3.931
8/19/2021 10:18 PM	-0.423		3.924
8/19/2021 10:24 PM	-0.435		3.924
8/19/2021 10:30 PM	-0.44		3.94
8/19/2021 10:36 PM	-0.434		3.961
8/19/2021 10:42 PM	-0.392		3.967
8/19/2021 10:48 PM	-0.409		3.954
8/19/2021 10:54 PM	---		---
8/19/2021 11:00 PM	-0.437		3.947
8/19/2021 11:06 PM	-0.436		3.944
8/19/2021 11:12 PM	-0.36		3.941
8/19/2021 11:18 PM	-0.406		3.932
8/19/2021 11:24 PM	-0.421		3.929
8/19/2021 11:30 PM	-0.407		3.919

## Opacity Data Summary Report

**Company:** New York City D.E.P.  
North River Wastewater Resource Recovery Facility  
New York, NY 10031



**Data Group:** Valid Data  
**Report Name:** 3rd Quarter 2021

**Start of Report:** 7/1/2021 0:00  
**End of Report:** 9/30/2021 23:54

All Opacity Data

Date & Time	PE 1	PE 2	PE 4
	%	%	%
8/19/2021 11:36 PM	-0.435		3.93
8/19/2021 11:42 PM	-0.437		3.93
8/19/2021 11:48 PM	-0.418		3.956
8/19/2021 11:54 PM	-0.457		3.954
8/20/2021 12:00 AM	-0.475		3.937
8/20/2021 12:06 AM	-0.426		3.924
8/20/2021 12:12 AM	-0.474		3.811
8/20/2021 12:18 AM	-0.497		3.751
8/20/2021 12:24 AM	-0.476		3.938
8/20/2021 12:30 AM	-0.483		3.949
8/20/2021 12:36 AM	-0.485		3.948
8/20/2021 12:42 AM	-0.486		3.934
8/20/2021 12:48 AM	-0.471		3.93
8/20/2021 12:54 AM	---		---
8/20/2021 1:00 AM	-0.442		3.936
8/20/2021 1:06 AM	-0.442		3.926
8/20/2021 1:12 AM	-0.5		3.895
8/20/2021 1:18 AM	-0.458		3.936
8/20/2021 1:24 AM	-0.438		3.943
8/20/2021 1:30 AM	-0.522		3.939
8/20/2021 1:36 AM	-0.654		3.965
8/20/2021 1:42 AM	-0.914		3.925
8/20/2021 1:48 AM	-1.114		3.97
8/20/2021 1:54 AM	-1.044		3.967
8/20/2021 2:00 AM	-1.003		3.964
8/20/2021 2:06 AM	-1.016		3.931
8/20/2021 2:12 AM	-0.987		3.919
8/20/2021 2:18 AM	-0.931		3.877
8/20/2021 2:24 AM	-0.964		3.864
8/20/2021 2:30 AM	-0.912		3.876
8/20/2021 2:36 AM	-0.842		3.91
8/20/2021 2:42 AM	-0.853		3.9
8/20/2021 2:48 AM	-0.811		3.91
8/20/2021 2:54 AM	---		---
8/20/2021 3:00 AM	-0.723		3.886
8/20/2021 3:06 AM	-0.745		3.878
8/20/2021 3:12 AM	-0.778		3.882
8/20/2021 3:18 AM	-0.762		3.826
8/20/2021 3:24 AM	-0.708		3.79
8/20/2021 3:30 AM	-0.69		3.784
8/20/2021 3:36 AM	-0.707		3.79
8/20/2021 3:42 AM	-0.721		3.797
8/20/2021 3:48 AM	-0.59		3.781
8/20/2021 3:54 AM	-0.613		3.779
8/20/2021 4:00 AM	-0.622		3.802
8/20/2021 4:06 AM	-0.55		3.855
8/20/2021 4:12 AM	-0.572		3.834
8/20/2021 4:18 AM	-0.552		3.806
8/20/2021 4:24 AM	-0.509		3.801
8/20/2021 4:30 AM	-0.52		3.802

## Opacity Data Summary Report

**Company:** New York City D.E.P.  
North River Wastewater Resource Recovery Facility  
New York, NY 10031



**Data Group:** Valid Data  
**Report Name:** 3rd Quarter 2021

**Start of Report:** 7/1/2021 0:00  
**End of Report:** 9/30/2021 23:54

All Opacity Data

Date & Time	PE 1	PE 2	PE 4
	%	%	%
8/20/2021 4:36 AM	---		---
8/20/2021 4:42 AM	-0.521		3.814
8/20/2021 4:48 AM	-0.472		3.797
8/20/2021 4:54 AM	---		---
8/20/2021 5:00 AM	-0.465		3.782
8/20/2021 5:06 AM	-0.472		3.78
8/20/2021 5:12 AM	-0.498		3.853
8/20/2021 5:18 AM	-0.468		3.809
8/20/2021 5:24 AM	-0.45		3.78
8/20/2021 5:30 AM	-0.379		3.842
8/20/2021 5:36 AM	-0.447		3.795
8/20/2021 5:42 AM	-0.434		3.769
8/20/2021 5:48 AM	-0.428		3.802
8/20/2021 5:54 AM	-0.423		3.771
8/20/2021 6:00 AM	-0.431		3.766
8/20/2021 6:06 AM	-0.415		3.81
8/20/2021 6:12 AM	-0.407		3.789
8/20/2021 6:18 AM	-0.386		3.765
8/20/2021 6:24 AM	-0.395		3.503
8/20/2021 6:30 AM	-0.4		3.154
8/20/2021 6:36 AM	---		---
8/20/2021 6:42 AM	-0.394		2.854
8/20/2021 6:48 AM	-0.389		2.834
8/20/2021 6:54 AM	-0.37		2.83
8/20/2021 7:00 AM	-0.36		2.831
8/20/2021 7:06 AM	-0.384		2.827
8/20/2021 7:12 AM	-0.421		4.415
8/20/2021 7:18 AM	-0.355		4.056
8/20/2021 7:24 AM	-0.342		3.836
8/20/2021 7:30 AM	-0.374		3.584
8/20/2021 7:36 AM	-0.343		3.638
8/20/2021 7:42 AM	-0.345		3.57
8/20/2021 7:48 AM	-0.324		3.648
8/20/2021 7:54 AM	-0.306		3.566
8/20/2021 8:00 AM	-0.299		3.515
8/20/2021 8:06 AM	-0.331		3.523
8/20/2021 8:12 AM	-0.302		3.529
8/20/2021 8:18 AM	-0.295		3.518
8/20/2021 8:24 AM	-0.267		3.481
8/20/2021 8:30 AM	-0.251		3.49
8/20/2021 8:36 AM	---		---
8/20/2021 8:42 AM	-0.258		3.499
8/20/2021 8:48 AM	-0.282		3.497
8/20/2021 8:54 AM	-0.253		3.361
8/20/2021 9:00 AM	-0.267		3.442
8/20/2021 9:06 AM	-0.29		3.422
8/20/2021 9:12 AM	-0.285		3.75
8/20/2021 9:18 AM	-0.294		3.763
8/20/2021 9:24 AM	-0.31		3.639
8/20/2021 9:30 AM	-0.261		2.165

## Opacity Data Summary Report

**Company:** New York City D.E.P.  
North River Wastewater Resource Recovery Facility  
New York, NY 10031



**Data Group:** Valid Data  
**Report Name:** 3rd Quarter 2021

**Start of Report:** 7/1/2021 0:00  
**End of Report:** 9/30/2021 23:54

All Opacity Data

Date & Time	PE 1	PE 2	PE 4
	%	%	%
8/20/2021 9:36 AM	1.86		2.303
8/20/2021 9:42 AM	1.656		2.455
8/20/2021 9:48 AM	-0.26		2.566
8/20/2021 9:54 AM	-0.263		2.557
8/20/2021 10:00 AM	-0.252		2.593
8/20/2021 10:06 AM	-0.178		2.661
8/20/2021 10:12 AM	-0.206		2.673
8/20/2021 10:18 AM	-0.204		2.683
8/20/2021 10:24 AM	-0.249		2.709
8/20/2021 10:30 AM	-0.232		2.742
8/20/2021 10:36 AM	---		---
8/20/2021 10:42 AM	-0.189		2.745
8/20/2021 10:48 AM	-0.181		2.764
8/20/2021 10:54 AM	-0.173		3.84
8/20/2021 11:00 AM	-0.169		3.829
8/20/2021 11:06 AM	-0.193		3.879
8/20/2021 11:12 AM	-0.179		3.909
8/20/2021 11:18 AM	-0.188		3.902
8/20/2021 11:24 AM	-0.195		3.902
8/20/2021 11:30 AM	-0.184		3.882
8/20/2021 11:36 AM	-0.199		3.892
8/20/2021 11:42 AM	-0.18		3.903
8/20/2021 11:48 AM	-0.187		3.912
8/20/2021 11:54 AM	-0.209		3.925
8/20/2021 12:00 PM	-0.021		3.957
8/20/2021 12:06 PM	0.71		4.047
8/20/2021 12:12 PM	0.703		4.052
8/20/2021 12:18 PM	0.683		4.037
8/20/2021 12:24 PM	0.685		4.016
8/20/2021 12:30 PM	0.704		4.045
8/20/2021 12:36 PM	0.692		4.073
8/20/2021 12:42 PM	0.693		4.047
8/20/2021 12:48 PM	0.694		3.996
8/20/2021 12:54 PM	0.702		4
8/20/2021 1:00 PM	0.731		4.022
8/20/2021 1:06 PM	0.748		4.03
8/20/2021 1:12 PM	0.747		4.055
8/20/2021 1:18 PM	0.757		4.053
8/20/2021 1:24 PM	0.744		4.071
8/20/2021 1:30 PM	0.735		4.086
8/20/2021 1:36 PM	0.758		4.06
8/20/2021 1:42 PM	0.776		4.07
8/20/2021 1:48 PM	0.766		4.076
8/20/2021 1:54 PM	0.762		4.048
8/20/2021 2:00 PM	0.751		4.045
8/20/2021 2:06 PM	0.759		4.052
8/20/2021 2:12 PM	0.737		4.078
8/20/2021 2:18 PM	0.741		4.065
8/20/2021 2:24 PM	0.746		4.046
8/20/2021 2:30 PM	0.727		4.046

## Opacity Data Summary Report

**Company:** New York City D.E.P.  
North River Wastewater Resource Recovery Facility  
New York, NY 10031



**Data Group:** Valid Data  
**Report Name:** 3rd Quarter 2021

**Start of Report:** 7/1/2021 0:00  
**End of Report:** 9/30/2021 23:54

All Opacity Data

Date & Time	PE 1	PE 2	PE 4
	%	%	%
8/20/2021 2:36 PM	0.7		4.036
8/20/2021 2:42 PM	0.685		4.045
8/20/2021 2:48 PM	0.663		4.076
8/20/2021 2:54 PM	0.66		4.06
8/20/2021 3:00 PM	0.655		4.042
8/20/2021 3:06 PM	0.64		4.052
8/20/2021 3:12 PM	0.639		4.049
8/20/2021 3:18 PM	0.644		4.054
8/20/2021 3:24 PM	0.669		4.047
8/20/2021 3:30 PM	0.713		4.049
8/20/2021 3:36 PM	0.72		4.054
8/20/2021 3:42 PM	0.717		4.048
8/20/2021 3:48 PM	0.709		4.042
8/20/2021 3:54 PM	0.722		4.047
8/20/2021 4:00 PM	0.749		4.071
8/20/2021 4:06 PM	0.77		4.072
8/20/2021 4:12 PM	0.758		4.068
8/20/2021 4:18 PM	0.768		4.074
8/20/2021 4:24 PM	0.755		4.077
8/20/2021 4:30 PM	0.732		4.075
8/20/2021 4:36 PM	0.768		4.074
8/20/2021 4:42 PM	0.778		4.083
8/20/2021 4:48 PM	0.782		4.084
8/20/2021 4:54 PM	0.811		4.071
8/20/2021 5:00 PM	0.791		4.08
8/20/2021 5:06 PM	0.789		4.067
8/20/2021 5:12 PM	0.797		4.037
8/20/2021 5:18 PM	0.794		4.016
8/20/2021 5:24 PM	0.801		4.012
8/20/2021 5:30 PM	0.808		4.025
8/20/2021 5:36 PM	0.806		4.034
8/20/2021 5:42 PM	0.823		4.046
8/20/2021 5:48 PM	0.824		4.058
8/20/2021 5:54 PM	0.821		4.058
8/20/2021 6:00 PM	0.832		4.042
8/20/2021 6:06 PM	0.821		4.043
8/20/2021 6:12 PM	0.806		4.05
8/20/2021 6:18 PM	0.815		4.044
8/20/2021 6:24 PM	0.828		4.048
8/20/2021 6:30 PM	0.82		4.04
8/20/2021 6:36 PM	0.836		4.059
8/20/2021 6:42 PM	0.855		4.047
8/20/2021 6:48 PM	0.845		4.032
8/20/2021 6:54 PM	0.835		4.045
8/20/2021 7:00 PM	0.837		4.047
8/20/2021 7:06 PM	0.833		4.045
8/20/2021 7:12 PM	0.832		4.035
8/20/2021 7:18 PM	0.824		4.036
8/20/2021 7:24 PM	0.811		4.014
8/20/2021 7:30 PM	0.815		4.019

## Opacity Data Summary Report

**Company:** New York City D.E.P.  
North River Wastewater Resource Recovery Facility  
New York, NY 10031



**Data Group:** Valid Data  
**Report Name:** 3rd Quarter 2021

**Start of Report:** 7/1/2021 0:00  
**End of Report:** 9/30/2021 23:54

All Opacity Data

Date & Time	PE 1	PE 2	PE 4
	%	%	%
8/20/2021 7:36 PM	0.838		4.036
8/20/2021 7:42 PM	0.847		4.039
8/20/2021 7:48 PM	0.843		4.039
8/20/2021 7:54 PM	0.845		4.045
8/20/2021 8:00 PM	0.841		4.05
8/20/2021 8:06 PM	0.844		4.035
8/20/2021 8:12 PM	0.837		4.03
8/20/2021 8:18 PM	0.831		4.048
8/20/2021 8:24 PM	0.843		4.023
8/20/2021 8:30 PM	0.839		3.991
8/20/2021 8:36 PM	0.841		4.014
8/20/2021 8:42 PM	0.843		4.028
8/20/2021 8:48 PM	0.839		4.025
8/20/2021 8:54 PM	0.827		4.021
8/20/2021 9:00 PM	0.834		4.042
8/20/2021 9:06 PM	0.847		4.059
8/20/2021 9:12 PM	0.843		4.058
8/20/2021 9:18 PM	0.851		4.067
8/20/2021 9:24 PM	0.858		4.068
8/20/2021 9:30 PM	0.853		4.032
8/20/2021 9:36 PM	0.844		4.039
8/20/2021 9:42 PM	0.824		4.059
8/20/2021 9:48 PM	0.827		4.057
8/20/2021 9:54 PM	0.836		4.037
8/20/2021 10:00 PM	0.837		4.054
8/20/2021 10:06 PM	0.84		4.058
8/20/2021 10:12 PM	0.83		4.044
8/20/2021 10:18 PM	0.822		4.035
8/20/2021 10:24 PM	0.82		4.025
8/20/2021 10:30 PM	0.832		4.041
8/20/2021 10:36 PM	0.825		4.06
8/20/2021 10:42 PM	0.834		4.068
8/20/2021 10:48 PM	0.813		4.058
8/20/2021 10:54 PM	0.805		4.052
8/20/2021 11:00 PM	0.797		4.059
8/20/2021 11:06 PM	0.802		4.077
8/20/2021 11:12 PM	0.783		4.059
8/20/2021 11:18 PM	0.78		4.041
8/20/2021 11:24 PM	0.784		4.053
8/20/2021 11:30 PM	0.77		4.084
8/20/2021 11:36 PM	0.768		4.086
8/20/2021 11:42 PM	0.773		4.072
8/20/2021 11:48 PM	0.766		4.002
8/20/2021 11:54 PM	0.756		3.974
8/21/2021 12:00 AM	0.763		3.99
8/21/2021 12:06 AM	0.781		3.995
8/21/2021 12:12 AM	0.768		3.976
8/21/2021 12:18 AM	0.75		3.972
8/21/2021 12:24 AM	0.762		3.982
8/21/2021 12:30 AM	0.761		3.966

## Opacity Data Summary Report

**Company:** New York City D.E.P.  
 North River Wastewater Resource Recovery Facility  
 New York, NY 10031



**Data Group:** Valid Data  
**Report Name:** 3rd Quarter 2021

**Start of Report:** 7/1/2021 0:00  
**End of Report:** 9/30/2021 23:54

All Opacity Data

Date & Time	PE 1	PE 2	PE 4
	%	%	%
8/21/2021 12:36 AM	0.757		3.963
8/21/2021 12:42 AM	0.765		3.954
8/21/2021 12:48 AM	0.757		3.98
8/21/2021 12:54 AM	0.75		4.013
8/21/2021 1:00 AM	0.739		4
8/21/2021 1:06 AM	0.735		4.001
8/21/2021 1:12 AM	0.739		3.967
8/21/2021 1:18 AM	0.744		3.912
8/21/2021 1:24 AM	0.731		3.906
8/21/2021 1:30 AM	0.729		3.889
8/21/2021 1:36 AM	0.733		3.876
8/21/2021 1:42 AM	0.735		3.903
8/21/2021 1:48 AM	0.733		3.911
8/21/2021 1:54 AM	0.738		3.922
8/21/2021 2:00 AM	0.744		3.909
8/21/2021 2:06 AM	0.742		3.911
8/21/2021 2:12 AM	0.733		3.92
8/21/2021 2:18 AM	0.729		3.901
8/21/2021 2:24 AM	0.721		3.923
8/21/2021 2:30 AM	0.729		3.922
8/21/2021 2:36 AM	0.73		3.905
8/21/2021 2:42 AM	0.729		3.922
8/21/2021 2:48 AM	0.723		3.933
8/21/2021 2:54 AM	0.717		3.921
8/21/2021 3:00 AM	0.725		3.918
8/21/2021 3:06 AM	0.728		3.922
8/21/2021 3:12 AM	0.717		3.918
8/21/2021 3:18 AM	0.707		3.919
8/21/2021 3:24 AM	0.719		3.909
8/21/2021 3:30 AM	0.729		3.898
8/21/2021 3:36 AM	0.724		3.915
8/21/2021 3:42 AM	0.715		3.913
8/21/2021 3:48 AM	0.695		3.905
8/21/2021 3:54 AM	0.687		3.922
8/21/2021 4:00 AM	0.679		3.949
8/21/2021 4:06 AM	0.676		3.939
8/21/2021 4:12 AM	0.675		3.914
8/21/2021 4:18 AM	0.666		3.931
8/21/2021 4:24 AM	0.662		3.937
8/21/2021 4:30 AM	0.675		3.931
8/21/2021 4:36 AM	0.688		3.925
8/21/2021 4:42 AM	0.707		3.943
8/21/2021 4:48 AM	0.702		3.935
8/21/2021 4:54 AM	0.696		3.935
8/21/2021 5:00 AM	0.689		3.947
8/21/2021 5:06 AM	0.686		3.942
8/21/2021 5:12 AM	0.69		3.917
8/21/2021 5:18 AM	0.694		3.919
8/21/2021 5:24 AM	0.702		3.945
8/21/2021 5:30 AM	0.701		3.945



## Opacity Data Summary Report

**Company:** New York City D.E.P.  
North River Wastewater Resource Recovery Facility  
New York, NY 10031



**Data Group:** Valid Data  
**Report Name:** 3rd Quarter 2021

**Start of Report:** 7/1/2021 0:00  
**End of Report:** 9/30/2021 23:54

All Opacity Data

Date & Time	PE 1	PE 2	PE 4
	%	%	%
8/21/2021 5:36 AM	0.698		3.939
8/21/2021 5:42 AM	0.691		3.939
8/21/2021 5:48 AM	0.704		3.948
8/21/2021 5:54 AM	0.721		3.946
8/21/2021 6:00 AM	0.719		3.963
8/21/2021 6:06 AM	0.718		3.946
8/21/2021 6:12 AM	0.733		3.935
8/21/2021 6:18 AM	0.732		3.929
8/21/2021 6:24 AM	0.707		3.915
8/21/2021 6:30 AM	0.705		4.248
8/21/2021 6:36 AM	0.729		4.373
8/21/2021 6:42 AM	0.728		4.191
8/21/2021 6:48 AM	0.716		4.199
8/21/2021 6:54 AM	0.722		4.212
8/21/2021 7:00 AM	0.717		4.186
8/21/2021 7:06 AM	0.722		4.174
8/21/2021 7:12 AM	0.723		4.187
8/21/2021 7:18 AM	0.716		4.169
8/21/2021 7:24 AM	0.703		4.171
8/21/2021 7:30 AM	0.705		4.175
8/21/2021 7:36 AM	0.706		4.151
8/21/2021 7:42 AM	0.698		4.152
8/21/2021 7:48 AM	0.695		4.143
8/21/2021 7:54 AM	0.697		4.146
8/21/2021 8:00 AM	0.695		4.128
8/21/2021 8:06 AM	0.696		4.12
8/21/2021 8:12 AM	0.694		4.161
8/21/2021 8:18 AM	0.692		4.16
8/21/2021 8:24 AM	0.69		4.152
8/21/2021 8:30 AM	0.683		3.881
8/21/2021 8:36 AM	0.652		3.297
8/21/2021 8:42 AM	0.624		2.933
8/21/2021 8:48 AM	0.625		2.913
8/21/2021 8:54 AM	0.619		2.933
8/21/2021 9:00 AM	0.63		3.016
8/21/2021 9:06 AM	0.622		3.046
8/21/2021 9:12 AM	0.568		3.08
8/21/2021 9:18 AM	0.521		3.478
8/21/2021 9:24 AM	0.527		3.954
8/21/2021 9:30 AM	0.552		3.928
8/21/2021 9:36 AM	0.566		3.915
8/21/2021 9:42 AM	0.564		4.119
8/21/2021 9:48 AM	0.569		4.091
8/21/2021 9:54 AM	0.576		4.008
8/21/2021 10:00 AM	0.593		3.965
8/21/2021 10:06 AM	0.602		3.942
8/21/2021 10:12 AM	0.621		3.95
8/21/2021 10:18 AM	0.631		3.958
8/21/2021 10:24 AM	0.644		3.95
8/21/2021 10:30 AM	4.799		3.996

## Opacity Data Summary Report

**Company:** New York City D.E.P.  
North River Wastewater Resource Recovery Facility  
New York, NY 10031



**Data Group:** Valid Data  
**Report Name:** 3rd Quarter 2021

**Start of Report:** 7/1/2021 0:00  
**End of Report:** 9/30/2021 23:54

All Opacity Data

Date & Time	PE 1	PE 2	PE 4
	%	%	%
8/21/2021 10:36 AM	6.923		4.014
8/21/2021 10:42 AM	6.102		4.002
8/21/2021 10:48 AM	7.311		4.021
8/21/2021 10:54 AM	4.101		4.024
8/21/2021 11:00 AM	2.272		4.026
8/21/2021 11:06 AM	1.193		4.027
8/21/2021 11:12 AM	0.887		4.031
8/21/2021 11:18 AM	0.75		4.021
8/21/2021 11:24 AM	0.691		4.008
8/21/2021 11:30 AM	0.674		4.015
8/21/2021 11:36 AM	0.669		4.02
8/21/2021 11:42 AM	0.662		4.027
8/21/2021 11:48 AM	0.657		4.02
8/21/2021 11:54 AM	0.658		4.016
8/21/2021 12:00 PM	0.623		4.013
8/21/2021 12:06 PM	0.507		4.023
8/21/2021 12:12 PM	0.505		4.052
8/21/2021 12:18 PM	0.501		4.06
8/21/2021 12:24 PM	0.498		4.032
8/21/2021 12:30 PM	0.499		3.995
8/21/2021 12:36 PM	0.498		4.003
8/21/2021 12:42 PM	0.496		4.017
8/21/2021 12:48 PM	0.495		4.006
8/21/2021 12:54 PM	0.505		3.993
8/21/2021 1:00 PM	0.495		3.977
8/21/2021 1:06 PM	0.494		3.986
8/21/2021 1:12 PM	0.489		3.981
8/21/2021 1:18 PM	0.474		3.98
8/21/2021 1:24 PM	0.48		3.997
8/21/2021 1:30 PM	0.493		3.999
8/21/2021 1:36 PM	0.503		3.992
8/21/2021 1:42 PM	0.507		4
8/21/2021 1:48 PM	0.504		3.989
8/21/2021 1:54 PM	0.502		3.971
8/21/2021 2:00 PM	0.495		3.954
8/21/2021 2:06 PM	0.491		3.949
8/21/2021 2:12 PM	0.499		3.963
8/21/2021 2:18 PM	0.494		3.97
8/21/2021 2:24 PM	0.492		3.951
8/21/2021 2:30 PM	0.498		3.961
8/21/2021 2:36 PM	0.504		3.958
8/21/2021 2:42 PM	0.506		3.938
8/21/2021 2:48 PM	0.514		3.806
8/21/2021 2:54 PM	0.517		3.282
8/21/2021 3:00 PM	0.519		2.946
8/21/2021 3:06 PM	0.517		2.922
8/21/2021 3:12 PM	0.53		2.791
8/21/2021 3:18 PM	0.508		2.568
8/21/2021 3:24 PM	0.508		2.576
8/21/2021 3:30 PM	0.512		2.665

## Opacity Data Summary Report

**Company:** New York City D.E.P.  
North River Wastewater Resource Recovery Facility  
New York, NY 10031



**Data Group:** Valid Data  
**Report Name:** 3rd Quarter 2021

**Start of Report:** 7/1/2021 0:00  
**End of Report:** 9/30/2021 23:54

All Opacity Data

Date & Time	PE 1	PE 2	PE 4
	%	%	%
8/21/2021 3:36 PM	0.517		2.733
8/21/2021 3:42 PM	0.539		2.75
8/21/2021 3:48 PM	0.544		2.772
8/21/2021 3:54 PM	0.534		2.787
8/21/2021 4:00 PM	0.526		2.78
8/21/2021 4:06 PM	0.504		2.814
8/21/2021 4:12 PM	0.482		2.814
8/21/2021 4:18 PM	0.477		2.816
8/21/2021 4:24 PM	0.473		2.832
8/21/2021 4:30 PM	0.471		3.21
8/21/2021 4:36 PM	0.474		3.378
8/21/2021 4:42 PM	0.476		3.102
8/21/2021 4:48 PM	0.487		3.094
8/21/2021 4:54 PM	0.503		3.095
8/21/2021 5:00 PM	0.499		3.111
8/21/2021 5:06 PM	0.495		3.1
8/21/2021 5:12 PM	0.493		3.095
8/21/2021 5:18 PM	0.5		3.089
8/21/2021 5:24 PM	0.513		3.081
8/21/2021 5:30 PM	0.516		3.082
8/21/2021 5:36 PM	0.525		3.06
8/21/2021 5:42 PM	0.521		3.033
8/21/2021 5:48 PM	0.523		3.041
8/21/2021 5:54 PM	0.54		3.063
8/21/2021 6:00 PM	0.54		3.074
8/21/2021 6:06 PM	0.531		3.073
8/21/2021 6:12 PM	0.534		3.071
8/21/2021 6:18 PM	0.548		3.09
8/21/2021 6:24 PM	0.553		3.115
8/21/2021 6:30 PM	0.549		3.113
8/21/2021 6:36 PM	0.559		3.12
8/21/2021 6:42 PM	0.558		3.124
8/21/2021 6:48 PM	0.522		3.128
8/21/2021 6:54 PM	0.508		3.113
8/21/2021 7:00 PM	0.552		3.094
8/21/2021 7:06 PM	0.642		3.312
8/21/2021 7:12 PM	0.687		3.447
8/21/2021 7:18 PM	0.721		3.58
8/21/2021 7:24 PM	0.766		3.828
8/21/2021 7:30 PM	0.834		3.695
8/21/2021 7:36 PM	0.874		3.708
8/21/2021 7:42 PM	0.873		3.774
8/21/2021 7:48 PM	0.843		3.801
8/21/2021 7:54 PM	0.784		3.937
8/21/2021 8:00 PM	20.222		3.632
8/21/2021 8:06 PM	29.18		3.606
8/21/2021 8:12 PM	9.083		3.62
8/21/2021 8:18 PM	4.078		3.563
8/21/2021 8:24 PM	3.399		3.597
8/21/2021 8:30 PM	3.291		3.696

## Opacity Data Summary Report

**Company:** New York City D.E.P.  
North River Wastewater Resource Recovery Facility  
New York, NY 10031



**Data Group:** Valid Data  
**Report Name:** 3rd Quarter 2021

**Start of Report:** 7/1/2021 0:00  
**End of Report:** 9/30/2021 23:54

All Opacity Data

Date & Time	PE 1	PE 2	PE 4
	%	%	%
8/21/2021 8:36 PM	2.964		3.805
8/21/2021 8:42 PM	2.337		3.705
8/21/2021 8:48 PM	2.153		3.708
8/21/2021 8:54 PM	2.055		3.668
8/21/2021 9:00 PM	1.845		3.589
8/21/2021 9:06 PM	1.671		3.643
8/21/2021 9:12 PM	1.587		3.628
8/21/2021 9:18 PM	1.42		3.562
8/21/2021 9:24 PM	1.326		3.559
8/21/2021 9:30 PM	1.263		3.572
8/21/2021 9:36 PM	1.179		3.555
8/21/2021 9:42 PM	1.187		3.53
8/21/2021 9:48 PM	1.248		3.461
8/21/2021 9:54 PM	1.247		3.524
8/21/2021 10:00 PM	1.197		3.482
8/21/2021 10:06 PM	1.154		3.297
8/21/2021 10:12 PM	1.17		3.231
8/21/2021 10:18 PM	1.233		3.169
8/21/2021 10:24 PM	0.882		3.009
8/21/2021 10:30 PM	0.666		2.926
8/21/2021 10:36 PM	0.789		3.333
8/21/2021 10:42 PM	0.745		3.603
8/21/2021 10:48 PM	1.163		3.707
8/21/2021 10:54 PM	1.597		3.64
8/21/2021 11:00 PM	1.616		3.596
8/21/2021 11:06 PM	1.83		3.729
8/21/2021 11:12 PM	1.604		3.739
8/21/2021 11:18 PM	0.388		4.781
8/21/2021 11:24 PM	0.012		5.256
8/21/2021 11:30 PM	0.024		4.617
8/21/2021 11:36 PM	0.088		4.637
8/21/2021 11:42 PM	0.094		4.815
8/21/2021 11:48 PM	0.069		4.801
8/21/2021 11:54 PM	0.122		4.909
8/22/2021 12:00 AM	0.186		4.928
8/22/2021 12:06 AM	0.165		4.833
8/22/2021 12:12 AM	0.195		4.704
8/22/2021 12:18 AM	0.239		4.691
8/22/2021 12:24 AM	0.267		4.787
8/22/2021 12:30 AM	0.262		4.828
8/22/2021 12:36 AM	0.272		4.785
8/22/2021 12:42 AM	0.355		4.693
8/22/2021 12:48 AM	0.345		4.723
8/22/2021 12:54 AM	0.343		4.817
8/22/2021 1:00 AM	0.371		4.89
8/22/2021 1:06 AM	0.366		4.957
8/22/2021 1:12 AM	0.407		5
8/22/2021 1:18 AM	0.412		5.043
8/22/2021 1:24 AM	0.419		4.8
8/22/2021 1:30 AM	0.428		4.697

## Opacity Data Summary Report

**Company:** New York City D.E.P.  
 North River Wastewater Resource Recovery Facility  
 New York, NY 10031



**Data Group:** Valid Data  
**Report Name:** 3rd Quarter 2021

**Start of Report:** 7/1/2021 0:00  
**End of Report:** 9/30/2021 23:54

All Opacity Data

Date & Time	PE 1	PE 2	PE 4
	%	%	%
8/22/2021 1:36 AM	0.456		4.74
8/22/2021 1:42 AM	0.486		4.724
8/22/2021 1:48 AM	0.47		4.689
8/22/2021 1:54 AM	0.476		4.715
8/22/2021 2:00 AM	0.493		4.835
8/22/2021 2:06 AM	0.512		4.837
8/22/2021 2:12 AM	0.501		4.882
8/22/2021 2:18 AM	0.471		4.822
8/22/2021 2:24 AM	0.467		4.749
8/22/2021 2:30 AM	0.481		4.696
8/22/2021 2:36 AM	0.496		4.723
8/22/2021 2:42 AM	0.512		4.77
8/22/2021 2:48 AM	0.525		4.762
8/22/2021 2:54 AM	0.519		4.757
8/22/2021 3:00 AM	0.542		4.731
8/22/2021 3:06 AM	0.575		4.704
8/22/2021 3:12 AM	0.533		4.752
8/22/2021 3:18 AM	0.513		4.692
8/22/2021 3:24 AM	0.57		4.667
8/22/2021 3:30 AM	0.615		4.645
8/22/2021 3:36 AM	0.588		4.554
8/22/2021 3:42 AM	0.604		4.591
8/22/2021 3:48 AM	0.611		4.539
8/22/2021 3:54 AM	0.598		4.592
8/22/2021 4:00 AM	0.599		4.708
8/22/2021 4:06 AM	0.625		4.423
8/22/2021 4:12 AM	0.598		4.266
8/22/2021 4:18 AM	0.584		4.366
8/22/2021 4:24 AM	0.613		4.416
8/22/2021 4:30 AM	0.593		4.554
8/22/2021 4:36 AM	0.589		4.562
8/22/2021 4:42 AM	0.594		4.568
8/22/2021 4:48 AM	0.587		4.441
8/22/2021 4:54 AM	0.553		4.293
8/22/2021 5:00 AM	0.565		4.3
8/22/2021 5:06 AM	0.593		4.316
8/22/2021 5:12 AM	0.616		4.313
8/22/2021 5:18 AM	0.629		4.275
8/22/2021 5:24 AM	0.637		4.195
8/22/2021 5:30 AM	0.636		4.138
8/22/2021 5:36 AM	0.621		4.123
8/22/2021 5:42 AM	0.624		4.167
8/22/2021 5:48 AM	0.664		4.168
8/22/2021 5:54 AM	0.665		4.198
8/22/2021 6:00 AM	0.655		4.141
8/22/2021 6:06 AM	0.637		4.161
8/22/2021 6:12 AM	0.63		4.122
8/22/2021 6:18 AM	0.645		4.051
8/22/2021 6:24 AM	0.658		4.05
8/22/2021 6:30 AM	0.678		4.029

## Opacity Data Summary Report

**Company:** New York City D.E.P.  
 North River Wastewater Resource Recovery Facility  
 New York, NY 10031



**Data Group:** Valid Data  
**Report Name:** 3rd Quarter 2021

**Start of Report:** 7/1/2021 0:00  
**End of Report:** 9/30/2021 23:54

All Opacity Data

Date & Time	PE 1	PE 2	PE 4
	%	%	%
8/22/2021 6:36 AM	0.656		4.097
8/22/2021 6:42 AM	0.645		4.49
8/22/2021 6:48 AM	0.637		4.832
8/22/2021 6:54 AM	0.639		5.028
8/22/2021 7:00 AM	0.621		5.296
8/22/2021 7:06 AM	0.621		5.189
8/22/2021 7:12 AM	0.655		4.942
8/22/2021 7:18 AM	0.673		4.79
8/22/2021 7:24 AM	0.68		4.752
8/22/2021 7:30 AM	0.688		4.46
8/22/2021 7:36 AM	1.002		3.432
8/22/2021 7:42 AM	2.961		3.012
8/22/2021 7:48 AM	2.7		3.067
8/22/2021 7:54 AM	1.589		2.783
8/22/2021 8:00 AM	1.538		2.53
8/22/2021 8:06 AM	1.391		1.805
8/22/2021 8:12 AM	1.223		1.439
8/22/2021 8:18 AM	1.326		1.432
8/22/2021 8:24 AM	1.627		1.43
8/22/2021 8:30 AM	1.616		1.441
8/22/2021 8:36 AM	1.732		1.91
8/22/2021 8:42 AM	2.121		4.104
8/22/2021 8:48 AM	2.25		4.125
8/22/2021 8:54 AM	2.163		3.549
8/22/2021 9:00 AM	2.061		3.434
8/22/2021 9:06 AM	2.063		3.368
8/22/2021 9:12 AM	2.094		3.384
8/22/2021 9:18 AM	2.116		3.37
8/22/2021 9:24 AM	2.12		3.382
8/22/2021 9:30 AM	2.056		3.407
8/22/2021 9:36 AM	1.999		3.379
8/22/2021 9:42 AM	2.008		3.404
8/22/2021 9:48 AM	1.988		3.45
8/22/2021 9:54 AM	1.968		3.74
8/22/2021 10:00 AM	1.978		4.726
8/22/2021 10:06 AM	1.927		5.165
8/22/2021 10:12 AM	1.836		4.968
8/22/2021 10:18 AM	1.758		4.921
8/22/2021 10:24 AM	1.703		4.935
8/22/2021 10:30 AM	1.692		4.815
8/22/2021 10:36 AM	1.7		4.783
8/22/2021 10:42 AM	1.661		4.809
8/22/2021 10:48 AM	1.613		4.867
8/22/2021 10:54 AM	1.641		4.755
8/22/2021 11:00 AM	1.661		4.548
8/22/2021 11:06 AM	1.571		4.625
8/22/2021 11:12 AM	1.503		4.634
8/22/2021 11:18 AM	1.47		4.651
8/22/2021 11:24 AM	1.432		4.632
8/22/2021 11:30 AM	1.474		4.636

## Opacity Data Summary Report

**Company:** New York City D.E.P.  
North River Wastewater Resource Recovery Facility  
New York, NY 10031



**Data Group:** Valid Data  
**Report Name:** 3rd Quarter 2021

**Start of Report:** 7/1/2021 0:00  
**End of Report:** 9/30/2021 23:54

All Opacity Data

Date & Time	PE 1	PE 2	PE 4
	%	%	%
8/22/2021 11:36 AM	1.498		4.653
8/22/2021 11:42 AM	1.4		4.608
8/22/2021 11:48 AM	1.459		4.571
8/22/2021 11:54 AM	1.368		4.619
8/22/2021 12:00 PM	0.621		4.547
8/22/2021 12:06 PM	-1.392		4.359
8/22/2021 12:12 PM	-1.403		4.278
8/22/2021 12:18 PM	-1.4		4.273
8/22/2021 12:24 PM	-1.369		4.308
8/22/2021 12:30 PM	-1.284		4.32
8/22/2021 12:36 PM	-1.279		4.274
8/22/2021 12:42 PM	-1.34		4.218
8/22/2021 12:48 PM	-1.324		4.194
8/22/2021 12:54 PM	-1.275		4.204
8/22/2021 1:00 PM	-1.251		4.226
8/22/2021 1:06 PM	-1.254		4.26
8/22/2021 1:12 PM	-1.32		4.21
8/22/2021 1:18 PM	-1.267		4.226
8/22/2021 1:24 PM	-1.228		4.261
8/22/2021 1:30 PM	-1.237		4.28
8/22/2021 1:36 PM	-1.209		4.369
8/22/2021 1:42 PM	-1.209		4.362
8/22/2021 1:48 PM	-1.216		4.43
8/22/2021 1:54 PM	-1.219		4.484
8/22/2021 2:00 PM	-1.162		4.562
8/22/2021 2:06 PM	-1.117		4.551
8/22/2021 2:12 PM	-1.053		4.464
8/22/2021 2:18 PM	-1.023		4.406
8/22/2021 2:24 PM	-0.965		4.402
8/22/2021 2:30 PM	-0.989		4.368
8/22/2021 2:36 PM	-1.061		4.367
8/22/2021 2:42 PM	-1.017		4.43
8/22/2021 2:48 PM	-1.03		4.364
8/22/2021 2:54 PM	-1.044		4.299
8/22/2021 3:00 PM	-1.037		4.374
8/22/2021 3:06 PM	-0.973		4.551
8/22/2021 3:12 PM	-0.982		4.659
8/22/2021 3:18 PM	-0.921		4.524
8/22/2021 3:24 PM	-0.889		4.663
8/22/2021 3:30 PM	-0.961		4.815
8/22/2021 3:36 PM	-0.903		4.676
8/22/2021 3:42 PM	-0.733		4.581
8/22/2021 3:48 PM	-0.749		4.703
8/22/2021 3:54 PM	-0.996		4.743
8/22/2021 4:00 PM	-1.218		4.54
8/22/2021 4:06 PM	-1.111		4.428
8/22/2021 4:12 PM	-1.005		4.567
8/22/2021 4:18 PM	-1.078		4.614
8/22/2021 4:24 PM	-1.102		4.525
8/22/2021 4:30 PM	-1.089		4.532

## Opacity Data Summary Report

**Company:** New York City D.E.P.  
North River Wastewater Resource Recovery Facility  
New York, NY 10031



**Data Group:** Valid Data  
**Report Name:** 3rd Quarter 2021

**Start of Report:** 7/1/2021 0:00  
**End of Report:** 9/30/2021 23:54

All Opacity Data

Date & Time	PE 1	PE 2	PE 4
	%	%	%
8/22/2021 4:36 PM	-1.122		4.55
8/22/2021 4:42 PM	-1.117		4.561
8/22/2021 4:48 PM	-1.082		4.605
8/22/2021 4:54 PM	-1.073		4.59
8/22/2021 5:00 PM	-1.07		4.51
8/22/2021 5:06 PM	-1.093		4.484
8/22/2021 5:12 PM	-1.096		4.5
8/22/2021 5:18 PM	-1.102		4.52
8/22/2021 5:24 PM	-1.192		4.446
8/22/2021 5:30 PM	-1.182		4.326
8/22/2021 5:36 PM	-1.206		4.268
8/22/2021 5:42 PM	-1.254		4.274
8/22/2021 5:48 PM	-1.259		4.299
8/22/2021 5:54 PM	-1.244		4.318
8/22/2021 6:00 PM	-1.222		4.332
8/22/2021 6:06 PM	-1.216		4.345
8/22/2021 6:12 PM	-1.242		4.315
8/22/2021 6:18 PM	-1.273		4.318
8/22/2021 6:24 PM	-1.286		4.309
8/22/2021 6:30 PM	-1.333		4.318
8/22/2021 6:36 PM	-1.366		4.322
8/22/2021 6:42 PM	-1.332		4.331
8/22/2021 6:48 PM	-1.283		4.332
8/22/2021 6:54 PM	-1.328		4.316
8/22/2021 7:00 PM	-1.352		4.308
8/22/2021 7:06 PM	-1.382		4.264
8/22/2021 7:12 PM	-1.373		4.302
8/22/2021 7:18 PM	-1.34		4.32
8/22/2021 7:24 PM	-1.356		4.32
8/22/2021 7:30 PM	-1.362		4.287
8/22/2021 7:36 PM	-1.321		4.224
8/22/2021 7:42 PM	-1.34		4.24
8/22/2021 7:48 PM	-1.355		4.242
8/22/2021 7:54 PM	-1.348		4.181
8/22/2021 8:00 PM	-1.362		4.231
8/22/2021 8:06 PM	-1.446		4.355
8/22/2021 8:12 PM	-1.481		4.333
8/22/2021 8:18 PM	-1.438		4.279
8/22/2021 8:24 PM	-1.432		4.338
8/22/2021 8:30 PM	-1.432		4.238
8/22/2021 8:36 PM	-1.444		4.219
8/22/2021 8:42 PM	-1.412		4.207
8/22/2021 8:48 PM	-1.413		4.201
8/22/2021 8:54 PM	-1.372		4.282
8/22/2021 9:00 PM	-1.36		4.266
8/22/2021 9:06 PM	-1.428		4.283
8/22/2021 9:12 PM	-1.491		4.341
8/22/2021 9:18 PM	-1.483		4.32
8/22/2021 9:24 PM	-1.501		4.39
8/22/2021 9:30 PM	-1.516		4.429



## Opacity Data Summary Report

**Company:** New York City D.E.P.  
North River Wastewater Resource Recovery Facility  
New York, NY 10031



**Data Group:** Valid Data  
**Report Name:** 3rd Quarter 2021

**Start of Report:** 7/1/2021 0:00  
**End of Report:** 9/30/2021 23:54

All Opacity Data

Date & Time	PE 1	PE 2	PE 4
	%	%	%
8/22/2021 9:36 PM	-1.492		4.437
8/22/2021 9:42 PM	-1.507		4.408
8/22/2021 9:48 PM	-1.532		4.379
8/22/2021 9:54 PM	-1.504		4.381
8/22/2021 10:00 PM	-1.507		4.328
8/22/2021 10:06 PM	-1.484		4.335
8/22/2021 10:12 PM	-1.474		4.363
8/22/2021 10:18 PM	-1.461		4.39
8/22/2021 10:24 PM	-1.426		4.407
8/22/2021 10:30 PM	-1.46		4.413
8/22/2021 10:36 PM	-1.489		4.434
8/22/2021 10:42 PM	-1.457		4.369
8/22/2021 10:48 PM	-1.48		4.347
8/22/2021 10:54 PM	-1.504		4.373
8/22/2021 11:00 PM	-1.514		4.33
8/22/2021 11:06 PM	-1.539		4.273
8/22/2021 11:12 PM	-1.518		4.181
8/22/2021 11:18 PM	-1.515		4.159
8/22/2021 11:24 PM	-1.575		4.222
8/22/2021 11:30 PM	-1.595		4.282
8/22/2021 11:36 PM	-1.595		4.271
8/22/2021 11:42 PM	-1.602		4.353
8/22/2021 11:48 PM	-1.602		4.362
8/22/2021 11:54 PM	-1.586		4.344
8/23/2021 12:00 AM	-1.603		4.282
8/23/2021 12:06 AM	-1.613		4.21
8/23/2021 12:12 AM	-1.635		4.254
8/23/2021 12:18 AM	-1.629		4.267
8/23/2021 12:24 AM	-1.594		4.296
8/23/2021 12:30 AM	-1.633		4.289
8/23/2021 12:36 AM	-1.654		4.225
8/23/2021 12:42 AM	-1.646		4.287
8/23/2021 12:48 AM	-1.67		4.322
8/23/2021 12:54 AM	B		4.282
8/23/2021 1:00 AM	B		4.221
8/23/2021 1:06 AM	B		3.64
8/23/2021 1:12 AM	B		2.921
8/23/2021 1:18 AM	B		2.876
8/23/2021 1:24 AM	B		2.872
8/23/2021 1:30 AM	B		2.749
8/23/2021 1:36 AM	B		2.614
8/23/2021 1:42 AM	B		2.597
8/23/2021 1:48 AM	B		2.65
8/23/2021 1:54 AM	B		2.663
8/23/2021 2:00 AM	B		2.665
8/23/2021 2:06 AM	B		2.72
8/23/2021 2:12 AM	B		2.743
8/23/2021 2:18 AM	B		2.656
8/23/2021 2:24 AM	B		2.412
8/23/2021 2:30 AM	B		2.361

## Opacity Data Summary Report

**Company:** New York City D.E.P.  
North River Wastewater Resource Recovery Facility  
New York, NY 10031



**Data Group:** Valid Data  
**Report Name:** 3rd Quarter 2021

**Start of Report:** 7/1/2021 0:00  
**End of Report:** 9/30/2021 23:54

All Opacity Data

Date & Time	PE 1	PE 2	PE 4
	%	%	%
8/23/2021 2:36 AM	B		2.635
8/23/2021 2:42 AM	B		2.637
8/23/2021 2:48 AM	-1.571		1.765
8/23/2021 2:54 AM	-1.64		0.856
8/23/2021 3:00 AM	-1.957		0.883
8/23/2021 3:06 AM	-1.909		0.904
8/23/2021 3:12 AM	-1.888		2.639
8/23/2021 3:18 AM	B		3.937
8/23/2021 3:24 AM	B		3.069
8/23/2021 3:30 AM	B		2.876
8/23/2021 3:36 AM	B		2.766
8/23/2021 3:42 AM	B		2.752
8/23/2021 3:48 AM	B		2.734
8/23/2021 3:54 AM	-1.646		2.693
8/23/2021 4:00 AM	-0.917		2.683
8/23/2021 4:06 AM	-1.006		2.696
8/23/2021 4:12 AM	-1.651		2.696
8/23/2021 4:18 AM	-1.803		2.69
8/23/2021 4:24 AM	-1.771		2.725
8/23/2021 4:30 AM	-1.77		2.78
8/23/2021 4:36 AM	-1.433		2.931
8/23/2021 4:42 AM	-0.967		2.925
8/23/2021 4:48 AM	-0.976		3.62
8/23/2021 4:54 AM	-0.981		4.633
8/23/2021 5:00 AM	-0.853		4.555
8/23/2021 5:06 AM	-0.651		4.446
8/23/2021 5:12 AM	-0.673		4.331
8/23/2021 5:18 AM	-0.714		4.153
8/23/2021 5:24 AM	-0.707		4.064
8/23/2021 5:30 AM	-0.772		3.994
8/23/2021 5:36 AM	-0.933		4.067
8/23/2021 5:42 AM	-1.023		4.074
8/23/2021 5:48 AM	-1.08		4.024
8/23/2021 5:54 AM	-1.089		4.122
8/23/2021 6:00 AM	-1.039		4.175
8/23/2021 6:06 AM	-1.003		4.064
8/23/2021 6:12 AM	-0.996		4.123
8/23/2021 6:18 AM	-0.889		4.382
8/23/2021 6:24 AM	-0.946		4.351
8/23/2021 6:30 AM	-0.957		4.205
8/23/2021 6:36 AM	-0.956		4.133
8/23/2021 6:42 AM	-0.987		4.075
8/23/2021 6:48 AM	-1.06		4.051
8/23/2021 6:54 AM	-1.189		4.132
8/23/2021 7:00 AM	-1.29		4.073
8/23/2021 7:06 AM	-1.387		3.994
8/23/2021 7:12 AM	-1.32		3.949
8/23/2021 7:18 AM	-1.176		3.938
8/23/2021 7:24 AM	-1.191		3.988
8/23/2021 7:30 AM	-1.221		4.052

## Opacity Data Summary Report

**Company:** New York City D.E.P.  
North River Wastewater Resource Recovery Facility  
New York, NY 10031



**Data Group:** Valid Data  
**Report Name:** 3rd Quarter 2021

**Start of Report:** 7/1/2021 0:00  
**End of Report:** 9/30/2021 23:54

All Opacity Data

Date & Time	PE 1	PE 2	PE 4
	%	%	%
8/23/2021 7:36 AM	-1.258		4.026
8/23/2021 7:42 AM	-1.273		3.889
8/23/2021 7:48 AM	-1.277		3.847
8/23/2021 7:54 AM	-1.261		3.849
8/23/2021 8:00 AM	-1.287		3.81
8/23/2021 8:06 AM	-1.347		3.822
8/23/2021 8:12 AM	-1.396		3.807
8/23/2021 8:18 AM	-1.403		3.777
8/23/2021 8:24 AM	-1.372		3.795
8/23/2021 8:30 AM	-1.357		3.804
8/23/2021 8:36 AM	-1.36		3.797
8/23/2021 8:42 AM	-1.369		3.815
8/23/2021 8:48 AM	-1.338		3.839
8/23/2021 8:54 AM	-1.342		3.859
8/23/2021 9:00 AM	-1.382		3.843
8/23/2021 9:06 AM	-1.361		3.857
8/23/2021 9:12 AM	-1.395		3.862
8/23/2021 9:18 AM	-1.407		3.859
8/23/2021 9:24 AM	-1.389		3.888
8/23/2021 9:30 AM	-1.344		3.92
8/23/2021 9:36 AM	-1.293		3.999
8/23/2021 9:42 AM	-1.288		3.942
8/23/2021 9:48 AM	-1.234		3.934
8/23/2021 9:54 AM	-1.205		3.927
8/23/2021 10:00 AM	-1.253		3.883
8/23/2021 10:06 AM	-1.273		3.851
8/23/2021 10:12 AM	-1.288		3.904
8/23/2021 10:18 AM	-1.269		3.94
8/23/2021 10:24 AM	-1.282		3.938
8/23/2021 10:30 AM	-1.263		3.996
8/23/2021 10:36 AM	-1.215		3.976
8/23/2021 10:42 AM	-1.229		4.007
8/23/2021 10:48 AM	-1.299		4.023
8/23/2021 10:54 AM	-1.355		3.984
8/23/2021 11:00 AM	-1.356		3.953
8/23/2021 11:06 AM	-1.367		3.957
8/23/2021 11:12 AM	-1.43		3.911
8/23/2021 11:18 AM	-1.462		3.938
8/23/2021 11:24 AM	-1.613		3.955
8/23/2021 11:30 AM	-1.639		3.936
8/23/2021 11:36 AM	-1.65		3.924
8/23/2021 11:42 AM	-1.664		3.868
8/23/2021 11:48 AM	-1.637		3.891
8/23/2021 11:54 AM	-1.62		3.785
8/23/2021 12:00 PM	-1.357		3.731
8/23/2021 12:06 PM	-0.461		3.921
8/23/2021 12:12 PM	-0.473		3.903
8/23/2021 12:18 PM	-0.421		3.887
8/23/2021 12:24 PM	-0.396		3.758
8/23/2021 12:30 PM	-0.409		3.655

## Opacity Data Summary Report

**Company:** New York City D.E.P.  
North River Wastewater Resource Recovery Facility  
New York, NY 10031



**Data Group:** Valid Data  
**Report Name:** 3rd Quarter 2021

**Start of Report:** 7/1/2021 0:00  
**End of Report:** 9/30/2021 23:54

All Opacity Data

Date & Time	PE 1	PE 2	PE 4
	%	%	%
8/23/2021 12:36 PM	-0.425		3.686
8/23/2021 12:42 PM	-0.477		3.712
8/23/2021 12:48 PM	-0.47		3.727
8/23/2021 12:54 PM	-0.426		3.779
8/23/2021 1:00 PM	-0.436		3.816
8/23/2021 1:06 PM	-0.431		3.867
8/23/2021 1:12 PM	-0.384		3.881
8/23/2021 1:18 PM	-0.411		3.899
8/23/2021 1:24 PM	-0.395		3.819
8/23/2021 1:30 PM	-0.333		3.78
8/23/2021 1:36 PM	-0.306		3.873
8/23/2021 1:42 PM	-0.319		3.884
8/23/2021 1:48 PM	-0.333		3.869
8/23/2021 1:54 PM	-0.324		3.919
8/23/2021 2:00 PM	-0.321		3.966
8/23/2021 2:06 PM	-0.276		3.987
8/23/2021 2:12 PM	-0.272		3.939
8/23/2021 2:18 PM	-0.289		3.825
8/23/2021 2:24 PM	-0.297		3.823
8/23/2021 2:30 PM	-0.354		3.825
8/23/2021 2:36 PM	-0.35		3.834
8/23/2021 2:42 PM	-0.339		3.811
8/23/2021 2:48 PM	-0.557		3.584
8/23/2021 2:54 PM	-0.74		3.421
8/23/2021 3:00 PM	-0.773		3.421
8/23/2021 3:06 PM	-0.819		3.381
8/23/2021 3:12 PM	-0.847		3.311
8/23/2021 3:18 PM	-0.878		3.29
8/23/2021 3:24 PM	-0.907		3.253
8/23/2021 3:30 PM	-0.911		3.249
8/23/2021 3:36 PM	-0.955		3.21
8/23/2021 3:42 PM	-0.992		3.185
8/23/2021 3:48 PM	-0.962		3.152
8/23/2021 3:54 PM	-0.919		3.181
8/23/2021 4:00 PM	-1.129		3.802
8/23/2021 4:06 PM	-1.522		3.958
8/23/2021 4:12 PM	-1.616		3.62
8/23/2021 4:18 PM	-1.547		3.476
8/23/2021 4:24 PM	-1.485		3.487
8/23/2021 4:30 PM	-1.414		3.486
8/23/2021 4:36 PM	-1.37		3.481
8/23/2021 4:42 PM	-1.313		3.487
8/23/2021 4:48 PM	-1.268		3.485
8/23/2021 4:54 PM	-1.227		3.478
8/23/2021 5:00 PM	-1.246		3.462
8/23/2021 5:06 PM	-1.259		3.472
8/23/2021 5:12 PM	-1.254		3.483
8/23/2021 5:18 PM	-1.2		3.473
8/23/2021 5:24 PM	-1.175		3.497
8/23/2021 5:30 PM	-1.177		3.481

## Opacity Data Summary Report

**Company:** New York City D.E.P.  
North River Wastewater Resource Recovery Facility  
New York, NY 10031



**Data Group:** Valid Data  
**Report Name:** 3rd Quarter 2021

**Start of Report:** 7/1/2021 0:00  
**End of Report:** 9/30/2021 23:54

All Opacity Data

Date & Time	PE 1	PE 2	PE 4
	%	%	%
8/23/2021 5:36 PM	-1.168		3.445
8/23/2021 5:42 PM	-1.171		3.461
8/23/2021 5:48 PM	-1.166		3.474
8/23/2021 5:54 PM	-1.135		3.471
8/23/2021 6:00 PM	-0.902		3.491
8/23/2021 6:06 PM	-0.168		3.499
8/23/2021 6:12 PM	0.367		3.483
8/23/2021 6:18 PM	0.386		3.458
8/23/2021 6:24 PM	0.385		3.426
8/23/2021 6:30 PM	0.258		3.445
8/23/2021 6:36 PM	0.272		3.453
8/23/2021 6:42 PM	0.192		3.48
8/23/2021 6:48 PM	0.041		3.508
8/23/2021 6:54 PM	-0.012		3.5
8/23/2021 7:00 PM	-0.083		3.472
8/23/2021 7:06 PM	-0.144		3.443
8/23/2021 7:12 PM	-0.146		3.466
8/23/2021 7:18 PM	-0.198		3.459
8/23/2021 7:24 PM	-0.338		3.472
8/23/2021 7:30 PM	-0.388		3.463
8/23/2021 7:36 PM	-0.402		3.477
8/23/2021 7:42 PM	-0.432		3.508
8/23/2021 7:48 PM	-0.432		3.503
8/23/2021 7:54 PM	-0.463		3.483
8/23/2021 8:00 PM	-0.564		3.478
8/23/2021 8:06 PM	-0.618		3.485
8/23/2021 8:12 PM	-0.61		3.511
8/23/2021 8:18 PM	-0.595		3.518
8/23/2021 8:24 PM	-0.565		3.506
8/23/2021 8:30 PM	-0.608		3.482
8/23/2021 8:36 PM	-0.613		3.491
8/23/2021 8:42 PM	-0.602		3.499
8/23/2021 8:48 PM	-0.599		3.515
8/23/2021 8:54 PM	-0.598		3.508
8/23/2021 9:00 PM	-0.625		3.496
8/23/2021 9:06 PM	-0.64		3.497
8/23/2021 9:12 PM	-0.646		3.499
8/23/2021 9:18 PM	-0.706		3.516
8/23/2021 9:24 PM	-0.761		3.504
8/23/2021 9:30 PM	-0.756		3.509
8/23/2021 9:36 PM	-0.73		3.515
8/23/2021 9:42 PM	-0.719		3.511
8/23/2021 9:48 PM	-0.734		3.535
8/23/2021 9:54 PM	-0.757		3.529
8/23/2021 10:00 PM	-0.761		3.517
8/23/2021 10:06 PM	-0.751		3.517
8/23/2021 10:12 PM	-0.746		3.534
8/23/2021 10:18 PM	-0.884		3.544
8/23/2021 10:24 PM	-1.165		3.526
8/23/2021 10:30 PM	-1.252		3.536

## Opacity Data Summary Report

**Company:** New York City D.E.P.  
North River Wastewater Resource Recovery Facility  
New York, NY 10031



**Data Group:** Valid Data  
**Report Name:** 3rd Quarter 2021

**Start of Report:** 7/1/2021 0:00  
**End of Report:** 9/30/2021 23:54

All Opacity Data

Date & Time	PE 1	PE 2	PE 4
	%	%	%
8/23/2021 10:36 PM	-1.277		3.533
8/23/2021 10:42 PM	-1.311		3.553
8/23/2021 10:48 PM	-1.286		3.559
8/23/2021 10:54 PM	-1.258		3.568
8/23/2021 11:00 PM	-1.256		3.572
8/23/2021 11:06 PM	-1.24		3.524
8/23/2021 11:12 PM	-1.243		3.539
8/23/2021 11:18 PM	-1.246		3.523
8/23/2021 11:24 PM	-1.244		3.539
8/23/2021 11:30 PM	-1.235		3.546
8/23/2021 11:36 PM	-1.275		3.535
8/23/2021 11:42 PM	-1.497		3.545
8/23/2021 11:48 PM	-1.953		3.503
8/23/2021 11:54 PM	B		3.517
8/24/2021 12:00 AM	B		3.506
8/24/2021 12:06 AM	B		3.473
8/24/2021 12:12 AM	B		3.471
8/24/2021 12:18 AM	B		3.458
8/24/2021 12:24 AM	B		3.451
8/24/2021 12:30 AM	B		3.436
8/24/2021 12:36 AM	-2.04		3.454
8/24/2021 12:42 AM	-2.008		3.466
8/24/2021 12:48 AM	-2.005		3.457
8/24/2021 12:54 AM	-1.951		3.468
8/24/2021 1:00 AM	-1.926		3.489
8/24/2021 1:06 AM	-1.908		3.513
8/24/2021 1:12 AM	-1.837		3.508
8/24/2021 1:18 AM	-1.751		3.511
8/24/2021 1:24 AM	-1.717		3.51
8/24/2021 1:30 AM	-1.679		3.52
8/24/2021 1:36 AM	-1.651		3.511
8/24/2021 1:42 AM	-1.631		3.531
8/24/2021 1:48 AM	-1.559		3.531
8/24/2021 1:54 AM	-1.529		3.531
8/24/2021 2:00 AM	-1.537		3.533
8/24/2021 2:06 AM	-1.511		3.536
8/24/2021 2:12 AM	-1.495		3.535
8/24/2021 2:18 AM	-1.476		3.524
8/24/2021 2:24 AM	-1.457		3.511
8/24/2021 2:30 AM	-1.442		3.517
8/24/2021 2:36 AM	-1.41		3.517
8/24/2021 2:42 AM	-1.377		3.515
8/24/2021 2:48 AM	-1.36		3.517
8/24/2021 2:54 AM	-1.343		3.542
8/24/2021 3:00 AM	-1.305		3.54
8/24/2021 3:06 AM	-1.28		3.549
8/24/2021 3:12 AM	-1.281		3.558
8/24/2021 3:18 AM	-1.272		3.555
8/24/2021 3:24 AM	-1.268		3.55
8/24/2021 3:30 AM	-1.274		3.55

## Opacity Data Summary Report

**Company:** New York City D.E.P.  
North River Wastewater Resource Recovery Facility  
New York, NY 10031



**Data Group:** Valid Data  
**Report Name:** 3rd Quarter 2021

**Start of Report:** 7/1/2021 0:00  
**End of Report:** 9/30/2021 23:54

All Opacity Data

Date & Time	PE 1	PE 2	PE 4
	%	%	%
8/24/2021 3:36 AM	-1.244		3.567
8/24/2021 3:42 AM	-1.221		3.561
8/24/2021 3:48 AM	-1.218		3.545
8/24/2021 3:54 AM	-1.176		3.531
8/24/2021 4:00 AM	-1.186		3.6
8/24/2021 4:06 AM	-1.201		3.741
8/24/2021 4:12 AM	-1.194		3.774
8/24/2021 4:18 AM	-1.208		3.752
8/24/2021 4:24 AM	-1.188		3.758
8/24/2021 4:30 AM	-1.172		3.705
8/24/2021 4:36 AM	-1.155		3.587
8/24/2021 4:42 AM	-1.148		3.53
8/24/2021 4:48 AM	-1.131		3.547
8/24/2021 4:54 AM	-1.105		3.555
8/24/2021 5:00 AM	-1.075		3.565
8/24/2021 5:06 AM	-1.103		3.59
8/24/2021 5:12 AM	-1.1		3.632
8/24/2021 5:18 AM	-1.102		3.655
8/24/2021 5:24 AM	-1.116		3.675
8/24/2021 5:30 AM	-1.125		3.676
8/24/2021 5:36 AM	-1.13		3.678
8/24/2021 5:42 AM	-1.121		3.663
8/24/2021 5:48 AM	-1.108		3.651
8/24/2021 5:54 AM	-1.093		3.647
8/24/2021 6:00 AM	-1.107		3.661
8/24/2021 6:06 AM	-1.099		3.656
8/24/2021 6:12 AM	-1.075		3.643
8/24/2021 6:18 AM	-1.067		3.65
8/24/2021 6:24 AM	-1.07		3.64
8/24/2021 6:30 AM	-1.078		3.65
8/24/2021 6:36 AM	-1.065		3.653
8/24/2021 6:42 AM	-1.041		3.669
8/24/2021 6:48 AM	-1.041		3.666
8/24/2021 6:54 AM	-1.052		3.648
8/24/2021 7:00 AM	-1.019		3.643
8/24/2021 7:06 AM	0.239		3.633
8/24/2021 7:12 AM	1.023		3.435
8/24/2021 7:18 AM	0.054		3.352
8/24/2021 7:24 AM	-0.022		3.361
8/24/2021 7:30 AM	0.012		3.366
8/24/2021 7:36 AM	-0.134		3.345
8/24/2021 7:42 AM	-0.494		3.346
8/24/2021 7:48 AM	-0.612		3.372
8/24/2021 7:54 AM	-0.724		3.368
8/24/2021 8:00 AM	-0.812		3.34
8/24/2021 8:06 AM	-0.912		3.33
8/24/2021 8:12 AM	-0.987		3.351
8/24/2021 8:18 AM	-1.04		3.369
8/24/2021 8:24 AM	-0.796		3.35
8/24/2021 8:30 AM	-0.457		3.38

## Opacity Data Summary Report

**Company:** New York City D.E.P.  
North River Wastewater Resource Recovery Facility  
New York, NY 10031



**Data Group:** Valid Data  
**Report Name:** 3rd Quarter 2021

**Start of Report:** 7/1/2021 0:00  
**End of Report:** 9/30/2021 23:54

All Opacity Data

Date & Time	PE 1	PE 2	PE 4
	%	%	%
8/24/2021 8:36 AM	-0.444		3.369
8/24/2021 8:42 AM	-0.418		3.366
8/24/2021 8:48 AM	-0.251		3.378
8/24/2021 8:54 AM	-0.319		3.403
8/24/2021 9:00 AM	-0.579		3.394
8/24/2021 9:06 AM	-0.69		3.366
8/24/2021 9:12 AM	-0.748		3.379
8/24/2021 9:18 AM	-0.777		3.392
8/24/2021 9:24 AM	-0.798		3.39
8/24/2021 9:30 AM	-0.769		3.401
8/24/2021 9:36 AM	-0.749		3.402
8/24/2021 9:42 AM	-0.725		3.39
8/24/2021 9:48 AM	-0.682		3.388
8/24/2021 9:54 AM	-0.724		3.405
8/24/2021 10:00 AM	-0.808		3.413
8/24/2021 10:06 AM	-0.845		3.408
8/24/2021 10:12 AM	-0.824		3.385
8/24/2021 10:18 AM	-0.834		3.383
8/24/2021 10:24 AM	-0.828		3.381
8/24/2021 10:30 AM	-0.866		3.384
8/24/2021 10:36 AM	-0.882		3.378
8/24/2021 10:42 AM	-0.881		3.377
8/24/2021 10:48 AM	-0.886		3.375
8/24/2021 10:54 AM	-0.901		3.364
8/24/2021 11:00 AM	-0.9		3.363
8/24/2021 11:06 AM	-0.89		3.355
8/24/2021 11:12 AM	-0.872		3.372
8/24/2021 11:18 AM	-0.835		3.386
8/24/2021 11:24 AM	-0.81		3.373
8/24/2021 11:30 AM	-0.805		3.351
8/24/2021 11:36 AM	-0.798		3.354
8/24/2021 11:42 AM	-0.774		3.38
8/24/2021 11:48 AM	-0.757		3.388
8/24/2021 11:54 AM	-0.779		3.398
8/24/2021 12:00 PM	-0.197		3.553
8/24/2021 12:06 PM	1.771		4.024
8/24/2021 12:12 PM	1.769		4.057
8/24/2021 12:18 PM	1.801		4.05
8/24/2021 12:24 PM	1.824		4.01
8/24/2021 12:30 PM	1.883		4.005
8/24/2021 12:36 PM	1.919		4.01
8/24/2021 12:42 PM	1.942		4.02
8/24/2021 12:48 PM	1.94		4.022
8/24/2021 12:54 PM	1.932		4.031
8/24/2021 1:00 PM	1.967		4.014
8/24/2021 1:06 PM	1.996		3.999
8/24/2021 1:12 PM	2.03		3.99
8/24/2021 1:18 PM	2.023		4.012
8/24/2021 1:24 PM	1.975		3.604
8/24/2021 1:30 PM	1.868		3.204



## Opacity Data Summary Report

**Company:** New York City D.E.P.  
North River Wastewater Resource Recovery Facility  
New York, NY 10031



**Data Group:** Valid Data  
**Report Name:** 3rd Quarter 2021

**Start of Report:** 7/1/2021 0:00  
**End of Report:** 9/30/2021 23:54

All Opacity Data

Date & Time	PE 1	PE 2	PE 4
	%	%	%
8/24/2021 1:36 PM	1.797		3.175
8/24/2021 1:42 PM	1.789		3.163
8/24/2021 1:48 PM	1.797		3.179
8/24/2021 1:54 PM	1.78		3.199
8/24/2021 2:00 PM	1.778		3.21
8/24/2021 2:06 PM	1.78		3.216
8/24/2021 2:12 PM	1.786		3.221
8/24/2021 2:18 PM	1.795		3.213
8/24/2021 2:24 PM	1.791		3.21
8/24/2021 2:30 PM	1.788		3.213
8/24/2021 2:36 PM	1.797		3.202
8/24/2021 2:42 PM	1.794		3.192
8/24/2021 2:48 PM	1.801		3.186
8/24/2021 2:54 PM	1.789		3.167
8/24/2021 3:00 PM	1.834		3.165
8/24/2021 3:06 PM	1.855		3.154
8/24/2021 3:12 PM	1.837		3.167
8/24/2021 3:18 PM	1.825		3.169
8/24/2021 3:24 PM	1.815		3.18
8/24/2021 3:30 PM	1.822		3.205
8/24/2021 3:36 PM	1.644		3.209
8/24/2021 3:42 PM	1.441		3.199
8/24/2021 3:48 PM	1.472		3.217
8/24/2021 3:54 PM	1.488		3.251
8/24/2021 4:00 PM	1.506		3.226
8/24/2021 4:06 PM	1.506		3.199
8/24/2021 4:12 PM	1.473		3.183
8/24/2021 4:18 PM	1.491		3.219
8/24/2021 4:24 PM	1.505		3.241
8/24/2021 4:30 PM	1.536		3.228
8/24/2021 4:36 PM	1.54		3.243
8/24/2021 4:42 PM	1.529		3.24
8/24/2021 4:48 PM	1.518		3.233
8/24/2021 4:54 PM	1.521		3.244
8/24/2021 5:00 PM	1.526		3.242
8/24/2021 5:06 PM	1.521		3.238
8/24/2021 5:12 PM	1.552		3.248
8/24/2021 5:18 PM	1.563		3.256
8/24/2021 5:24 PM	1.561		3.296
8/24/2021 5:30 PM	1.532		3.284
8/24/2021 5:36 PM	1.497		3.284
8/24/2021 5:42 PM	1.465		3.281
8/24/2021 5:48 PM	1.446		3.251
8/24/2021 5:54 PM	1.354		3.215
8/24/2021 6:00 PM	1.085		3.257
8/24/2021 6:06 PM	0.976		3.283
8/24/2021 6:12 PM	1.024		3.274
8/24/2021 6:18 PM	1.07		3.256
8/24/2021 6:24 PM	1.122		3.254
8/24/2021 6:30 PM	1.095		3.256

## Opacity Data Summary Report

**Company:** New York City D.E.P.  
North River Wastewater Resource Recovery Facility  
New York, NY 10031



**Data Group:** Valid Data  
**Report Name:** 3rd Quarter 2021

**Start of Report:** 7/1/2021 0:00  
**End of Report:** 9/30/2021 23:54

All Opacity Data

Date & Time	PE 1	PE 2	PE 4
	%	%	%
8/24/2021 6:36 PM	1.072		3.282
8/24/2021 6:42 PM	1.109		3.287
8/24/2021 6:48 PM	1.125		3.262
8/24/2021 6:54 PM	1.14		3.262
8/24/2021 7:00 PM	1.155		3.272
8/24/2021 7:06 PM	1.117		3.266
8/24/2021 7:12 PM	1.115		3.664
8/24/2021 7:18 PM	1.147		4.297
8/24/2021 7:24 PM	1.128		4.163
8/24/2021 7:30 PM	1.115		4.077
8/24/2021 7:36 PM	1.114		4.061
8/24/2021 7:42 PM	1.123		4.045
8/24/2021 7:48 PM	1.12		4.042
8/24/2021 7:54 PM	1.103		4.024
8/24/2021 8:00 PM	1.433		4.064
8/24/2021 8:06 PM	1.82		4.163
8/24/2021 8:12 PM	1.716		4.172
8/24/2021 8:18 PM	1.605		4.161
8/24/2021 8:24 PM	1.565		4.151
8/24/2021 8:30 PM	1.551		4.155
8/24/2021 8:36 PM	1.535		4.133
8/24/2021 8:42 PM	1.545		4.123
8/24/2021 8:48 PM	1.517		4.14
8/24/2021 8:54 PM	1.48		4.135
8/24/2021 9:00 PM	1.461		4.143
8/24/2021 9:06 PM	1.496		4.129
8/24/2021 9:12 PM	1.498		4.143
8/24/2021 9:18 PM	1.487		4.13
8/24/2021 9:24 PM	1.459		4.119
8/24/2021 9:30 PM	1.454		4.144
8/24/2021 9:36 PM	1.458		4.144
8/24/2021 9:42 PM	1.453		4.122
8/24/2021 9:48 PM	1.44		4.109
8/24/2021 9:54 PM	1.435		4.106
8/24/2021 10:00 PM	1.414		4.129
8/24/2021 10:06 PM	1.397		4.128
8/24/2021 10:12 PM	1.148		4.123
8/24/2021 10:18 PM	0.853		4.111
8/24/2021 10:24 PM	0.883		4.103
8/24/2021 10:30 PM	0.935		4.106
8/24/2021 10:36 PM	0.939		4.106
8/24/2021 10:42 PM	0.928		4.099
8/24/2021 10:48 PM	0.939		4.101
8/24/2021 10:54 PM	0.988		4.108
8/24/2021 11:00 PM	0.998		4.101
8/24/2021 11:06 PM	1.007		4.108
8/24/2021 11:12 PM	1.029		4.124
8/24/2021 11:18 PM	1.041		4.108
8/24/2021 11:24 PM	1.048		4.089
8/24/2021 11:30 PM	1.028		4.104

## Opacity Data Summary Report

**Company:** New York City D.E.P.  
 North River Wastewater Resource Recovery Facility  
 New York, NY 10031



**Data Group:** Valid Data  
**Report Name:** 3rd Quarter 2021

**Start of Report:** 7/1/2021 0:00  
**End of Report:** 9/30/2021 23:54

All Opacity Data

Date & Time	PE 1	PE 2	PE 4
	%	%	%
8/24/2021 11:36 PM	1.01		4.114
8/24/2021 11:42 PM	1.024		4.115
8/24/2021 11:48 PM	1.048		4.113
8/24/2021 11:54 PM	1.039		4.104
8/25/2021 12:00 AM	1.039		4.107
8/25/2021 12:06 AM	1.026		4.103
8/25/2021 12:12 AM	1.048		4.101
8/25/2021 12:18 AM	1.075		4.135
8/25/2021 12:24 AM	1.061		4.141
8/25/2021 12:30 AM	1.065		4.111
8/25/2021 12:36 AM	1.08		4.112
8/25/2021 12:42 AM	1.091		4.123
8/25/2021 12:48 AM	1.098		4.112
8/25/2021 12:54 AM	1.068		4.115
8/25/2021 1:00 AM	1.097		4.121
8/25/2021 1:06 AM	1.264		3.478
8/25/2021 1:12 AM	1.588		1.913
8/25/2021 1:18 AM	1.716		1.26
8/25/2021 1:24 AM	1.852		1.284
8/25/2021 1:30 AM	1.921		1.276
8/25/2021 1:36 AM	1.642		1.28
8/25/2021 1:42 AM	1.438		1.287
8/25/2021 1:48 AM	1.499		1.293
8/25/2021 1:54 AM	1.489		1.306
8/25/2021 2:00 AM	1.445		1.309
8/25/2021 2:06 AM	1.465		1.308
8/25/2021 2:12 AM	1.467		1.32
8/25/2021 2:18 AM	1.497		1.308
8/25/2021 2:24 AM	1.506		1.302
8/25/2021 2:30 AM	1.484		1.297
8/25/2021 2:36 AM	1.486		1.291
8/25/2021 2:42 AM	1.495		1.289
8/25/2021 2:48 AM	1.505		1.286
8/25/2021 2:54 AM	1.495		1.297
8/25/2021 3:00 AM	1.481		1.304
8/25/2021 3:06 AM	1.494		1.297
8/25/2021 3:12 AM	1.515		1.31
8/25/2021 3:18 AM	1.519		1.308
8/25/2021 3:24 AM	1.547		1.312
8/25/2021 3:30 AM	1.598		1.317
8/25/2021 3:36 AM	1.619		1.304
8/25/2021 3:42 AM	1.63		1.303
8/25/2021 3:48 AM	1.631		1.308
8/25/2021 3:54 AM	1.624		1.317
8/25/2021 4:00 AM	1.599		1.313
8/25/2021 4:06 AM	1.572		1.284
8/25/2021 4:12 AM	1.535		1.295
8/25/2021 4:18 AM	1.511		1.316
8/25/2021 4:24 AM	1.518		1.321
8/25/2021 4:30 AM	1.509		1.319

## Opacity Data Summary Report

**Company:** New York City D.E.P.  
 North River Wastewater Resource Recovery Facility  
 New York, NY 10031



**Data Group:** Valid Data  
**Report Name:** 3rd Quarter 2021

**Start of Report:** 7/1/2021 0:00  
**End of Report:** 9/30/2021 23:54

All Opacity Data

Date & Time	PE 1	PE 2	PE 4
	%	%	%
8/25/2021 4:36 AM	1.52		1.325
8/25/2021 4:42 AM	1.559		1.331
8/25/2021 4:48 AM	1.61		1.324
8/25/2021 4:54 AM	1.631		1.316
8/25/2021 5:00 AM	1.623		1.326
8/25/2021 5:06 AM	1.609		1.334
8/25/2021 5:12 AM	1.59		1.339
8/25/2021 5:18 AM	1.599		1.333
8/25/2021 5:24 AM	1.801		1.319
8/25/2021 5:30 AM	2.004		1.322
8/25/2021 5:36 AM	2.039		1.316
8/25/2021 5:42 AM	2.072		1.314
8/25/2021 5:48 AM	2.093		1.309
8/25/2021 5:54 AM	2.07		1.32
8/25/2021 6:00 AM	2.033		1.336
8/25/2021 6:06 AM	2.018		1.334
8/25/2021 6:12 AM	1.997		1.327
8/25/2021 6:18 AM	1.979		1.329
8/25/2021 6:24 AM	1.983		1.344
8/25/2021 6:30 AM	1.92		1.343
8/25/2021 6:36 AM	1.78		1.34
8/25/2021 6:42 AM	1.76		1.361
8/25/2021 6:48 AM	1.81		1.354
8/25/2021 6:54 AM	1.831		1.342
8/25/2021 7:00 AM	1.821		1.359
8/25/2021 7:06 AM	1.859		1.365
8/25/2021 7:12 AM	1.879		5.122
8/25/2021 7:18 AM	1.437		7.08
8/25/2021 7:24 AM	1.078		4.089
8/25/2021 7:30 AM	1.169		3.616
8/25/2021 7:36 AM	1.239		3.532
8/25/2021 7:42 AM	1.29		3.418
8/25/2021 7:48 AM	1.313		3.401
8/25/2021 7:54 AM	1.331		3.401
8/25/2021 8:00 AM	1.349		3.41
8/25/2021 8:06 AM	1.375		3.371
8/25/2021 8:12 AM	1.404		3.359
8/25/2021 8:18 AM	1.439		3.363
8/25/2021 8:24 AM	1.464		3.371
8/25/2021 8:30 AM	1.468		3.343
8/25/2021 8:36 AM	1.478		3.303
8/25/2021 8:42 AM	1.455		3.325
8/25/2021 8:48 AM	1.463		3.349
8/25/2021 8:54 AM	1.478		3.377
8/25/2021 9:00 AM	1.513		3.382
8/25/2021 9:06 AM	1.521		3.349
8/25/2021 9:12 AM	1.513		3.836
8/25/2021 9:18 AM	1.451		4.277
8/25/2021 9:24 AM	1.261		3.719
8/25/2021 9:30 AM	1.227		3.333

## Opacity Data Summary Report

**Company:** New York City D.E.P.  
North River Wastewater Resource Recovery Facility  
New York, NY 10031



**Data Group:** Valid Data  
**Report Name:** 3rd Quarter 2021

**Start of Report:** 7/1/2021 0:00  
**End of Report:** 9/30/2021 23:54

All Opacity Data

Date & Time	PE 1	PE 2	PE 4
	%	%	%
8/25/2021 9:36 AM	1.291		3.344
8/25/2021 9:42 AM	1.278		3.324
8/25/2021 9:48 AM	1.254		3.314
8/25/2021 9:54 AM	1.28		3.338
8/25/2021 10:00 AM	1.289		3.376
8/25/2021 10:06 AM	1.323		3.349
8/25/2021 10:12 AM	1.328		3.347
8/25/2021 10:18 AM	1.305		3.357
8/25/2021 10:24 AM	1.315		3.359
8/25/2021 10:30 AM	1.331		3.392
8/25/2021 10:36 AM	1.348		3.408
8/25/2021 10:42 AM	1.327		3.413
8/25/2021 10:48 AM	1.319		3.414
8/25/2021 10:54 AM	1.323		3.369
8/25/2021 11:00 AM	1.325		3.335
8/25/2021 11:06 AM	1.328		3.362
8/25/2021 11:12 AM	1.375		3.389
8/25/2021 11:18 AM	1.389		3.412
8/25/2021 11:24 AM	1.39		3.425
8/25/2021 11:30 AM	1.4		3.389
8/25/2021 11:36 AM	1.428		3.362
8/25/2021 11:42 AM	1.454		3.357
8/25/2021 11:48 AM	1.434		3.356
8/25/2021 11:54 AM	1.447		3.783
8/25/2021 12:00 PM	1.402		4.285
8/25/2021 12:06 PM	1.237		4.172
8/25/2021 12:12 PM	1.242		4.161
8/25/2021 12:18 PM	1.261		4.109
8/25/2021 12:24 PM	1.277		4.04
8/25/2021 12:30 PM	1.299		4.036
8/25/2021 12:36 PM	1.286		4.042
8/25/2021 12:42 PM	1.261		4.022
8/25/2021 12:48 PM	1.265		3.996
8/25/2021 12:54 PM	1.303		3.999
8/25/2021 1:00 PM	1.299		3.963
8/25/2021 1:06 PM	1.286		3.931
8/25/2021 1:12 PM	1.265		3.957
8/25/2021 1:18 PM	1.266		3.969
8/25/2021 1:24 PM	1.249		3.953
8/25/2021 1:30 PM	1.233		3.944
8/25/2021 1:36 PM	1.248		3.954
8/25/2021 1:42 PM	1.242		3.955
8/25/2021 1:48 PM	1.24		3.961
8/25/2021 1:54 PM	1.215		3.975
8/25/2021 2:00 PM	1.215		3.963
8/25/2021 2:06 PM	1.239		3.964
8/25/2021 2:12 PM	1.203		3.977
8/25/2021 2:18 PM	1.188		4.016
8/25/2021 2:24 PM	1.192		4.016
8/25/2021 2:30 PM	1.211		3.976

## Opacity Data Summary Report

**Company:** New York City D.E.P.  
North River Wastewater Resource Recovery Facility  
New York, NY 10031



**Data Group:** Valid Data  
**Report Name:** 3rd Quarter 2021

**Start of Report:** 7/1/2021 0:00  
**End of Report:** 9/30/2021 23:54

All Opacity Data

Date & Time	PE 1	PE 2	PE 4
	%	%	%
8/25/2021 2:36 PM	1.221		3.989
8/25/2021 2:42 PM	1.237		3.985
8/25/2021 2:48 PM	1.059		3.986
8/25/2021 2:54 PM	0.454		4.087
8/25/2021 3:00 PM	0.196		4.125
8/25/2021 3:06 PM	0.273		4.133
8/25/2021 3:12 PM	0.351		4.141
8/25/2021 3:18 PM	0.392		4.126
8/25/2021 3:24 PM	0.419		4.141
8/25/2021 3:30 PM	0.464		4.12
8/25/2021 3:36 PM	0.505		4.131
8/25/2021 3:42 PM	0.528		4.165
8/25/2021 3:48 PM	0.58		4.176
8/25/2021 3:54 PM	0.612		4.186
8/25/2021 4:00 PM	0.611		4.155
8/25/2021 4:06 PM	0.675		4.152
8/25/2021 4:12 PM	0.731		4.16
8/25/2021 4:18 PM	0.77		4.166
8/25/2021 4:24 PM	0.801		4.161
8/25/2021 4:30 PM	0.818		4.144
8/25/2021 4:36 PM	0.787		4.141
8/25/2021 4:42 PM	0.722		4.168
8/25/2021 4:48 PM	0.753		4.179
8/25/2021 4:54 PM	0.786		4.179
8/25/2021 5:00 PM	0.755		4.173
8/25/2021 5:06 PM	0.755		4.181
8/25/2021 5:12 PM	0.792		4.157
8/25/2021 5:18 PM	0.822		4.163
8/25/2021 5:24 PM	0.814		4.156
8/25/2021 5:30 PM	0.834		4.138
8/25/2021 5:36 PM	0.879		4.141
8/25/2021 5:42 PM	0.902		4.151
8/25/2021 5:48 PM	0.856		4.216
8/25/2021 5:54 PM	0.84		4.202
8/25/2021 6:00 PM	0.848		4.16
8/25/2021 6:06 PM	0.859		4.182
8/25/2021 6:12 PM	0.844		4.187
8/25/2021 6:18 PM	0.885		4.178
8/25/2021 6:24 PM	0.926		4.203
8/25/2021 6:30 PM	0.928		4.223
8/25/2021 6:36 PM	0.962		4.21
8/25/2021 6:42 PM	0.996		4.205
8/25/2021 6:48 PM	0.965		4.181
8/25/2021 6:54 PM	0.992		4.194
8/25/2021 7:00 PM	1.072		4.211
8/25/2021 7:06 PM	1.08		4.215
8/25/2021 7:12 PM	1.075		4.191
8/25/2021 7:18 PM	1.097		4.175
8/25/2021 7:24 PM	1.074		4.194
8/25/2021 7:30 PM	1.068		4.223

## Opacity Data Summary Report

**Company:** New York City D.E.P.  
North River Wastewater Resource Recovery Facility  
New York, NY 10031



**Data Group:** Valid Data  
**Report Name:** 3rd Quarter 2021

**Start of Report:** 7/1/2021 0:00  
**End of Report:** 9/30/2021 23:54

All Opacity Data

Date & Time	PE 1	PE 2	PE 4
	%	%	%
8/25/2021 7:36 PM	1.084		4.216
8/25/2021 7:42 PM	1.113		4.189
8/25/2021 7:48 PM	1.109		4.188
8/25/2021 7:54 PM	1.122		4.213
8/25/2021 8:00 PM	1.158		4.219
8/25/2021 8:06 PM	1.164		4.203
8/25/2021 8:12 PM	1.149		4.31
8/25/2021 8:18 PM	1.111		4.302
8/25/2021 8:24 PM	1.126		4.192
8/25/2021 8:30 PM	1.14		4.201
8/25/2021 8:36 PM	1.135		4.202
8/25/2021 8:42 PM	1.114		4.217
8/25/2021 8:48 PM	1.128		4.218
8/25/2021 8:54 PM	1.15		4.2
8/25/2021 9:00 PM	1.173		4.194
8/25/2021 9:06 PM	1.191		4.21
8/25/2021 9:12 PM	1.17		4.19
8/25/2021 9:18 PM	1.142		4.204
8/25/2021 9:24 PM	1.182		4.21
8/25/2021 9:30 PM	1.181		4.21
8/25/2021 9:36 PM	1.149		4.212
8/25/2021 9:42 PM	1.14		4.225
8/25/2021 9:48 PM	1.116		4.228
8/25/2021 9:54 PM	1.111		4.189
8/25/2021 10:00 PM	1.094		4.19
8/25/2021 10:06 PM	1.1		4.213
8/25/2021 10:12 PM	1.104		4.226
8/25/2021 10:18 PM	1.075		4.2
8/25/2021 10:24 PM	1.103		4.19
8/25/2021 10:30 PM	1.085		4.195
8/25/2021 10:36 PM	1.1		4.187
8/25/2021 10:42 PM	1.089		4.2
8/25/2021 10:48 PM	1.062		4.205
8/25/2021 10:54 PM	1.085		4.211
8/25/2021 11:00 PM	1.092		4.218
8/25/2021 11:06 PM	1.079		4.211
8/25/2021 11:12 PM	1.09		4.221
8/25/2021 11:18 PM	1.098		4.241
8/25/2021 11:24 PM	1.103		4.23
8/25/2021 11:30 PM	1.088		4.21
8/25/2021 11:36 PM	1.112		4.234
8/25/2021 11:42 PM	1.104		4.225
8/25/2021 11:48 PM	1.09		4.191
8/25/2021 11:54 PM	1.079		4.198
8/26/2021 12:00 AM	1.076		4.214
8/26/2021 12:06 AM	1.051		4.214
8/26/2021 12:12 AM	1.005		4.211
8/26/2021 12:18 AM	0.986		4.292
8/26/2021 12:24 AM	1.035		4.267
8/26/2021 12:30 AM	1.058		4.155

## Opacity Data Summary Report

**Company:** New York City D.E.P.  
North River Wastewater Resource Recovery Facility  
New York, NY 10031



**Data Group:** Valid Data  
**Report Name:** 3rd Quarter 2021

**Start of Report:** 7/1/2021 0:00  
**End of Report:** 9/30/2021 23:54

All Opacity Data

Date & Time	PE 1	PE 2	PE 4
	%	%	%
8/26/2021 12:36 AM	1.042		4.143
8/26/2021 12:42 AM	1.03		4.147
8/26/2021 12:48 AM	1.051		4.166
8/26/2021 12:54 AM	1.05		4.147
8/26/2021 1:00 AM	1.065		4.141
8/26/2021 1:06 AM	1.085		4.179
8/26/2021 1:12 AM	1.076		4.202
8/26/2021 1:18 AM	1.045		4.215
8/26/2021 1:24 AM	1.044		4.206
8/26/2021 1:30 AM	1.036		4.179
8/26/2021 1:36 AM	1.029		4.156
8/26/2021 1:42 AM	1.038		4.134
8/26/2021 1:48 AM	1.045		4.155
8/26/2021 1:54 AM	1.038		4.241
8/26/2021 2:00 AM	1.026		4.237
8/26/2021 2:06 AM	1.032		4.134
8/26/2021 2:12 AM	1.054		4.098
8/26/2021 2:18 AM	1.058		4.131
8/26/2021 2:24 AM	1.051		4.165
8/26/2021 2:30 AM	1.047		4.154
8/26/2021 2:36 AM	1.048		4.132
8/26/2021 2:42 AM	1.028		4.124
8/26/2021 2:48 AM	1.05		4.136
8/26/2021 2:54 AM	1.049		4.136
8/26/2021 3:00 AM	1.044		4.139
8/26/2021 3:06 AM	1.046		4.146
8/26/2021 3:12 AM	1.023		4.118
8/26/2021 3:18 AM	1.029		4.098
8/26/2021 3:24 AM	1.02		4.124
8/26/2021 3:30 AM	1.005		4.14
8/26/2021 3:36 AM	1.006		4.136
8/26/2021 3:42 AM	0.994		4.145
8/26/2021 3:48 AM	0.999		4.153
8/26/2021 3:54 AM	1.005		4.18
8/26/2021 4:00 AM	1.001		4.151
8/26/2021 4:06 AM	1.005		4.125
8/26/2021 4:12 AM	0.968		4.142
8/26/2021 4:18 AM	0.965		4.14
8/26/2021 4:24 AM	0.974		4.161
8/26/2021 4:30 AM	0.977		4.196
8/26/2021 4:36 AM	0.968		4.374
8/26/2021 4:42 AM	0.947		4.446
8/26/2021 4:48 AM	0.955		4.414
8/26/2021 4:54 AM	0.965		4.386
8/26/2021 5:00 AM	0.937		4.366
8/26/2021 5:06 AM	0.929		4.344
8/26/2021 5:12 AM	0.945		4.357
8/26/2021 5:18 AM	0.962		4.363
8/26/2021 5:24 AM	0.976		4.366
8/26/2021 5:30 AM	0.97		4.352



## Opacity Data Summary Report

**Company:** New York City D.E.P.  
North River Wastewater Resource Recovery Facility  
New York, NY 10031



**Data Group:** Valid Data  
**Report Name:** 3rd Quarter 2021

**Start of Report:** 7/1/2021 0:00  
**End of Report:** 9/30/2021 23:54

All Opacity Data

Date & Time	PE 1	PE 2	PE 4
	%	%	%
8/26/2021 5:36 AM	0.986		4.336
8/26/2021 5:42 AM	0.979		4.328
8/26/2021 5:48 AM	0.949		4.336
8/26/2021 5:54 AM	0.968		4.33
8/26/2021 6:00 AM	0.996		4.325
8/26/2021 6:06 AM	0.996		4.339
8/26/2021 6:12 AM	0.991		4.343
8/26/2021 6:18 AM	1.003		4.335
8/26/2021 6:24 AM	1.023		4.341
8/26/2021 6:30 AM	1.013		4.328
8/26/2021 6:36 AM	1.02		4.325
8/26/2021 6:42 AM	1.062		4.325
8/26/2021 6:48 AM	1.089		4.325
8/26/2021 6:54 AM	1.095		4.312
8/26/2021 7:00 AM	1.118		4.318
8/26/2021 7:06 AM	1.143		4.336
8/26/2021 7:12 AM	1.152		4.324
8/26/2021 7:18 AM	1.174		4.294
8/26/2021 7:24 AM	1.198		4.227
8/26/2021 7:30 AM	1.23		4.142
8/26/2021 7:36 AM	1.238		4.106
8/26/2021 7:42 AM	1.251		4.109
8/26/2021 7:48 AM	1.264		4.183
8/26/2021 7:54 AM	1.267		4.273
8/26/2021 8:00 AM	8.93		4.332
8/26/2021 8:06 AM	9.905		4.364
8/26/2021 8:12 AM	2.163		4.21
8/26/2021 8:18 AM	1.412		4.11
8/26/2021 8:24 AM	1.137		4.12
8/26/2021 8:30 AM	0.978		4.106
8/26/2021 8:36 AM	0.868		4.076
8/26/2021 8:42 AM	0.798		4.087
8/26/2021 8:48 AM	0.754		4.115
8/26/2021 8:54 AM	0.736		4.129
8/26/2021 9:00 AM	4.844		4.143
8/26/2021 9:06 AM	5.04		4.147
8/26/2021 9:12 AM	1.121		4.135
8/26/2021 9:18 AM	0.878		4.125
8/26/2021 9:24 AM	0.783		4.123
8/26/2021 9:30 AM	0.746		4.132
8/26/2021 9:36 AM	0.721		4.128
8/26/2021 9:42 AM	0.712		4.118
8/26/2021 9:48 AM	4.074		4.143
8/26/2021 9:54 AM	5.476		4.141
8/26/2021 10:00 AM	2.367		4.073
8/26/2021 10:06 AM	1.933		4.057
8/26/2021 10:12 AM	1.631		4.086
8/26/2021 10:18 AM	1.395		4.114
8/26/2021 10:24 AM	1.255		4.118
8/26/2021 10:30 AM	1.18		4.113

## Opacity Data Summary Report

**Company:** New York City D.E.P.  
North River Wastewater Resource Recovery Facility  
New York, NY 10031



**Data Group:** Valid Data  
**Report Name:** 3rd Quarter 2021

**Start of Report:** 7/1/2021 0:00  
**End of Report:** 9/30/2021 23:54

All Opacity Data

Date & Time	PE 1	PE 2	PE 4
	%	%	%
8/26/2021 10:36 AM	1.088		4.143
8/26/2021 10:42 AM	1.047		4.156
8/26/2021 10:48 AM	1.036		4.15
8/26/2021 10:54 AM	1.031		4.142
8/26/2021 11:00 AM	1.027		4.172
8/26/2021 11:06 AM	1.037		4.19
8/26/2021 11:12 AM	7.478		4.216
8/26/2021 11:18 AM	6.348		4.21
8/26/2021 11:24 AM	2.074		4.189
8/26/2021 11:30 AM	1.942		4.186
8/26/2021 11:36 AM	1.599		4.204
8/26/2021 11:42 AM	1.381		4.192
8/26/2021 11:48 AM	1.195		4.186
8/26/2021 11:54 AM	1.086		4.208
8/26/2021 12:00 PM	0.925		4.208
8/26/2021 12:06 PM	0.578		4.213
8/26/2021 12:12 PM	0.568		4.209
8/26/2021 12:18 PM	0.551		4.229
8/26/2021 12:24 PM	0.543		4.227
8/26/2021 12:30 PM	0.524		4.25
8/26/2021 12:36 PM	0.526		4.25
8/26/2021 12:42 PM	0.557		4.197
8/26/2021 12:48 PM	0.6		4.197
8/26/2021 12:54 PM	0.622		4.227
8/26/2021 1:00 PM	0.637		4.213
8/26/2021 1:06 PM	0.645		4.202
8/26/2021 1:12 PM	0.653		4.196
8/26/2021 1:18 PM	0.673		4.172
8/26/2021 1:24 PM	0.693		4.163
8/26/2021 1:30 PM	0.708		4.156
8/26/2021 1:36 PM	0.718		4.152
8/26/2021 1:42 PM	0.726		4.147
8/26/2021 1:48 PM	0.749		4.145
8/26/2021 1:54 PM	0.754		4.141
8/26/2021 2:00 PM	0.745		4.153
8/26/2021 2:06 PM	0.72		4.075
8/26/2021 2:12 PM	0.703		4.11
8/26/2021 2:18 PM	0.669		4.13
8/26/2021 2:24 PM	0.61		4.152
8/26/2021 2:30 PM	0.564		4.185
8/26/2021 2:36 PM	0.544		4.248
8/26/2021 2:42 PM	0.53		4.296
8/26/2021 2:48 PM	0.493		4.293
8/26/2021 2:54 PM	0.481		4.267
8/26/2021 3:00 PM	0.475		4.257
8/26/2021 3:06 PM	0.472		4.26
8/26/2021 3:12 PM	0.471		4.263
8/26/2021 3:18 PM	0.48		4.253
8/26/2021 3:24 PM	0.501		4.242
8/26/2021 3:30 PM	0.502		4.25

## Opacity Data Summary Report

**Company:** New York City D.E.P.  
North River Wastewater Resource Recovery Facility  
New York, NY 10031



**Data Group:** Valid Data  
**Report Name:** 3rd Quarter 2021

**Start of Report:** 7/1/2021 0:00  
**End of Report:** 9/30/2021 23:54

All Opacity Data

Date & Time	PE 1	PE 2	PE 4
	%	%	%
8/26/2021 3:36 PM	0.497		4.252
8/26/2021 3:42 PM	0.498		4.251
8/26/2021 3:48 PM	0.505		4.246
8/26/2021 3:54 PM	0.52		4.224
8/26/2021 4:00 PM	0.54		4.218
8/26/2021 4:06 PM	0.581		4.226
8/26/2021 4:12 PM	0.611		4.22
8/26/2021 4:18 PM	0.62		4.214
8/26/2021 4:24 PM	0.615		4.224
8/26/2021 4:30 PM	0.612		4.244
8/26/2021 4:36 PM	0.595		4.248
8/26/2021 4:42 PM	0.596		4.239
8/26/2021 4:48 PM	0.596		4.236
8/26/2021 4:54 PM	0.599		4.231
8/26/2021 5:00 PM	0.607		4.243
8/26/2021 5:06 PM	0.608		4.228
8/26/2021 5:12 PM	0.618		4.209
8/26/2021 5:18 PM	0.63		4.204
8/26/2021 5:24 PM	0.649		4.213
8/26/2021 5:30 PM	0.666		4.216
8/26/2021 5:36 PM	0.677		4.239
8/26/2021 5:42 PM	0.695		4.232
8/26/2021 5:48 PM	0.712		4.231
8/26/2021 5:54 PM	0.722		4.256
8/26/2021 6:00 PM	0.744		4.269
8/26/2021 6:06 PM	0.747		4.259
8/26/2021 6:12 PM	0.743		4.281
8/26/2021 6:18 PM	0.745		4.259
8/26/2021 6:24 PM	0.747		4.254
8/26/2021 6:30 PM	0.743		4.266
8/26/2021 6:36 PM	0.734		4.277
8/26/2021 6:42 PM	0.739		4.259
8/26/2021 6:48 PM	0.742		4.286
8/26/2021 6:54 PM	0.746		4.281
8/26/2021 7:00 PM	0.748		4.264
8/26/2021 7:06 PM	0.743		4.258
8/26/2021 7:12 PM	0.745		4.244
8/26/2021 7:18 PM	0.744		4.24
8/26/2021 7:24 PM	0.729		4.249
8/26/2021 7:30 PM	0.718		4.282
8/26/2021 7:36 PM	0.715		4.268
8/26/2021 7:42 PM	0.713		4.252
8/26/2021 7:48 PM	0.712		4.277
8/26/2021 7:54 PM	0.708		4.271
8/26/2021 8:00 PM	0.702		4.267
8/26/2021 8:06 PM	0.704		4.251
8/26/2021 8:12 PM	0.708		4.248
8/26/2021 8:18 PM	0.691		4.253
8/26/2021 8:24 PM	0.669		4.281
8/26/2021 8:30 PM	0.669		4.267

## Opacity Data Summary Report

**Company:** New York City D.E.P.  
North River Wastewater Resource Recovery Facility  
New York, NY 10031



**Data Group:** Valid Data  
**Report Name:** 3rd Quarter 2021

**Start of Report:** 7/1/2021 0:00  
**End of Report:** 9/30/2021 23:54

All Opacity Data

Date & Time	PE 1	PE 2	PE 4
	%	%	%
8/26/2021 8:36 PM	0.673		4.271
8/26/2021 8:42 PM	0.679		4.271
8/26/2021 8:48 PM	0.678		4.269
8/26/2021 8:54 PM	0.678		4.269
8/26/2021 9:00 PM	0.685		4.262
8/26/2021 9:06 PM	0.688		4.249
8/26/2021 9:12 PM	0.682		4.261
8/26/2021 9:18 PM	0.665		4.258
8/26/2021 9:24 PM	0.654		4.256
8/26/2021 9:30 PM	0.659		4.274
8/26/2021 9:36 PM	0.664		4.239
8/26/2021 9:42 PM	0.666		4.235
8/26/2021 9:48 PM	0.662		4.266
8/26/2021 9:54 PM	0.661		4.265
8/26/2021 10:00 PM	0.657		4.258
8/26/2021 10:06 PM	0.651		4.292
8/26/2021 10:12 PM	0.651		4.303
8/26/2021 10:18 PM	0.656		4.257
8/26/2021 10:24 PM	0.66		4.269
8/26/2021 10:30 PM	0.661		4.286
8/26/2021 10:36 PM	0.658		4.283
8/26/2021 10:42 PM	0.661		4.273
8/26/2021 10:48 PM	0.667		4.272
8/26/2021 10:54 PM	0.671		4.278
8/26/2021 11:00 PM	0.67		4.268
8/26/2021 11:06 PM	0.669		4.266
8/26/2021 11:12 PM	0.67		4.258
8/26/2021 11:18 PM	0.678		4.252
8/26/2021 11:24 PM	0.683		4.254
8/26/2021 11:30 PM	0.686		4.252
8/26/2021 11:36 PM	0.688		4.293
8/26/2021 11:42 PM	0.689		3.733
8/26/2021 11:48 PM	0.686		3.198
8/26/2021 11:54 PM	0.677		3.233
8/27/2021 12:00 AM	0.671		3.285
8/27/2021 12:06 AM	0.672		3.348
8/27/2021 12:12 AM	0.67		3.399
8/27/2021 12:18 AM	0.665		3.398
8/27/2021 12:24 AM	0.659		3.427
8/27/2021 12:30 AM	0.656		3.427
8/27/2021 12:36 AM	0.651		3.456
8/27/2021 12:42 AM	0.645		3.48
8/27/2021 12:48 AM	0.636		3.506
8/27/2021 12:54 AM	0.63		3.53
8/27/2021 1:00 AM	0.624		3.562
8/27/2021 1:06 AM	0.626		3.562
8/27/2021 1:12 AM	0.642		4.061
8/27/2021 1:18 AM	0.657		4.464
8/27/2021 1:24 AM	0.651		4.326
8/27/2021 1:30 AM	0.642		4.336

## Opacity Data Summary Report

**Company:** New York City D.E.P.  
North River Wastewater Resource Recovery Facility  
New York, NY 10031



**Data Group:** Valid Data  
**Report Name:** 3rd Quarter 2021

**Start of Report:** 7/1/2021 0:00  
**End of Report:** 9/30/2021 23:54

All Opacity Data

Date & Time	PE 1	PE 2	PE 4
	%	%	%
8/27/2021 1:36 AM	0.645		4.341
8/27/2021 1:42 AM	0.647		4.352
8/27/2021 1:48 AM	0.636		4.35
8/27/2021 1:54 AM	0.621		4.366
8/27/2021 2:00 AM	0.619		4.377
8/27/2021 2:06 AM	0.624		4.388
8/27/2021 2:12 AM	0.625		4.437
8/27/2021 2:18 AM	0.623		4.451
8/27/2021 2:24 AM	0.626		4.441
8/27/2021 2:30 AM	0.623		4.459
8/27/2021 2:36 AM	0.625		4.458
8/27/2021 2:42 AM	0.625		4.438
8/27/2021 2:48 AM	0.622		4.438
8/27/2021 2:54 AM	0.624		4.456
8/27/2021 3:00 AM	0.626		4.464
8/27/2021 3:06 AM	0.628		4.473
8/27/2021 3:12 AM	0.628		4.468
8/27/2021 3:18 AM	0.63		4.443
8/27/2021 3:24 AM	0.629		4.436
8/27/2021 3:30 AM	0.63		4.443
8/27/2021 3:36 AM	0.632		4.455
8/27/2021 3:42 AM	0.632		4.464
8/27/2021 3:48 AM	0.634		4.475
8/27/2021 3:54 AM	0.629		4.495
8/27/2021 4:00 AM	0.624		4.504
8/27/2021 4:06 AM	0.617		4.434
8/27/2021 4:12 AM	0.618		4.189
8/27/2021 4:18 AM	0.622		4.029
8/27/2021 4:24 AM	0.622		4.04
8/27/2021 4:30 AM	0.626		4.068
8/27/2021 4:36 AM	0.629		4.086
8/27/2021 4:42 AM	0.622		4.062
8/27/2021 4:48 AM	0.618		4.061
8/27/2021 4:54 AM	0.614		4.058
8/27/2021 5:00 AM	0.611		4.056
8/27/2021 5:06 AM	0.609		4.09
8/27/2021 5:12 AM	0.607		4.087
8/27/2021 5:18 AM	0.604		4.065
8/27/2021 5:24 AM	0.6		4.092
8/27/2021 5:30 AM	0.595		4.102
8/27/2021 5:36 AM	0.594		4.093
8/27/2021 5:42 AM	0.6		4.106
8/27/2021 5:48 AM	0.603		4.11
8/27/2021 5:54 AM	0.603		4.115
8/27/2021 6:00 AM	0.606		4.144
8/27/2021 6:06 AM	0.603		4.139
8/27/2021 6:12 AM	0.603		4.133
8/27/2021 6:18 AM	0.604		4.158
8/27/2021 6:24 AM	0.608		4.148
8/27/2021 6:30 AM	0.622		4.143

## Opacity Data Summary Report

**Company:** New York City D.E.P.  
North River Wastewater Resource Recovery Facility  
New York, NY 10031



**Data Group:** Valid Data  
**Report Name:** 3rd Quarter 2021

**Start of Report:** 7/1/2021 0:00  
**End of Report:** 9/30/2021 23:54

All Opacity Data

Date & Time	PE 1	PE 2	PE 4
	%	%	%
8/27/2021 6:36 AM	0.638		4.14
8/27/2021 6:42 AM	0.654		4.111
8/27/2021 6:48 AM	0.674		4.089
8/27/2021 6:54 AM	0.691		4.113
8/27/2021 7:00 AM	0.708		4.131
8/27/2021 7:06 AM	0.737		4.133
8/27/2021 7:12 AM	0.761		4.153
8/27/2021 7:18 AM	0.773		4.153
8/27/2021 7:24 AM	0.776		4.118
8/27/2021 7:30 AM	0.784		4.119
8/27/2021 7:36 AM	0.805		4.151
8/27/2021 7:42 AM	0.82		4.099
8/27/2021 7:48 AM	0.83		4.077
8/27/2021 7:54 AM	0.833		4.11
8/27/2021 8:00 AM	0.812		4.098
8/27/2021 8:06 AM	0.762		4.112
8/27/2021 8:12 AM	0.682		4.096
8/27/2021 8:18 AM	0.599		4.095
8/27/2021 8:24 AM	0.642		4.116
8/27/2021 8:30 AM	24.852		4.114
8/27/2021 8:36 AM	35.949		4.107
8/27/2021 8:42 AM	11.333		4.1
8/27/2021 8:48 AM	3.995		4.145
8/27/2021 8:54 AM	3.241		4.204
8/27/2021 9:00 AM	3.058		4.177
8/27/2021 9:06 AM	2.471		4.173
8/27/2021 9:12 AM	1.933		4.201
8/27/2021 9:18 AM	1.481		4.17
8/27/2021 9:24 AM	1.129		4.131
8/27/2021 9:30 AM	0.899		4.165
8/27/2021 9:36 AM	0.71		4.187
8/27/2021 9:42 AM	0.589		4.192
8/27/2021 9:48 AM	0.513		4.205
8/27/2021 9:54 AM	0.484		4.205
8/27/2021 10:00 AM	0.46		4.216
8/27/2021 10:06 AM	0.462		4.243
8/27/2021 10:12 AM	0.466		4.21
8/27/2021 10:18 AM	0.462		4.206
8/27/2021 10:24 AM	0.47		4.256
8/27/2021 10:30 AM	0.469		4.279
8/27/2021 10:36 AM	0.466		4.27
8/27/2021 10:42 AM	0.474		4.214
8/27/2021 10:48 AM	0.474		4.144
8/27/2021 10:54 AM	0.466		4.118
8/27/2021 11:00 AM	0.455		4.127
8/27/2021 11:06 AM	0.472		4.16
8/27/2021 11:12 AM	0.474		4.09
8/27/2021 11:18 AM	0.444		3.94
8/27/2021 11:24 AM	0.427		3.913
8/27/2021 11:30 AM	0.395		3.902

## Opacity Data Summary Report

**Company:** New York City D.E.P.  
North River Wastewater Resource Recovery Facility  
New York, NY 10031



**Data Group:** Valid Data  
**Report Name:** 3rd Quarter 2021

**Start of Report:** 7/1/2021 0:00  
**End of Report:** 9/30/2021 23:54

All Opacity Data

Date & Time	PE 1	PE 2	PE 4
	%	%	%
8/27/2021 11:36 AM	0.359		3.889
8/27/2021 11:42 AM	0.348		3.901
8/27/2021 11:48 AM	0.347		3.912
8/27/2021 11:54 AM	0.349		3.947
8/27/2021 12:00 PM	0.294		3.968
8/27/2021 12:06 PM	0.149		3.904
8/27/2021 12:12 PM	0.16		3.893
8/27/2021 12:18 PM	0.182		3.904
8/27/2021 12:24 PM	0.21		3.905
8/27/2021 12:30 PM	0.22		3.9
8/27/2021 12:36 PM	0.218		3.913
8/27/2021 12:42 PM	0.232		3.922
8/27/2021 12:48 PM	0.249		3.926
8/27/2021 12:54 PM	0.254		3.917
8/27/2021 1:00 PM	0.254		3.895
8/27/2021 1:06 PM	0.257		3.898
8/27/2021 1:12 PM	0.259		3.907
8/27/2021 1:18 PM	0.271		3.918
8/27/2021 1:24 PM	0.283		3.949
8/27/2021 1:30 PM	0.302		3.923
8/27/2021 1:36 PM	0.328		3.919
8/27/2021 1:42 PM	0.336		3.92
8/27/2021 1:48 PM	0.345		3.922
8/27/2021 1:54 PM	0.362		3.906
8/27/2021 2:00 PM	0.379		3.892
8/27/2021 2:06 PM	0.383		4.017
8/27/2021 2:12 PM	0.378		4.18
8/27/2021 2:18 PM	0.389		4.14
8/27/2021 2:24 PM	0.397		4.069
8/27/2021 2:30 PM	0.398		4.073
8/27/2021 2:36 PM	0.388		4.095
8/27/2021 2:42 PM	0.376		4.263
8/27/2021 2:48 PM	0.367		4.357
8/27/2021 2:54 PM	0.359		4.31
8/27/2021 3:00 PM	0.358		4.321
8/27/2021 3:06 PM	0.369		4.356
8/27/2021 3:12 PM	0.376		4.359
8/27/2021 3:18 PM	0.387		4.342
8/27/2021 3:24 PM	0.396		4.333
8/27/2021 3:30 PM	0.396		4.329
8/27/2021 3:36 PM	0.424		4.366
8/27/2021 3:42 PM	2.877		4.547
8/27/2021 3:48 PM	7.652		4.835
8/27/2021 3:54 PM	5.915		4.856
8/27/2021 4:00 PM	2.376		4.16
8/27/2021 4:06 PM	1.498		3.55
8/27/2021 4:12 PM	1.292		3.28
8/27/2021 4:18 PM	1.178		2.8
8/27/2021 4:24 PM	0.97		3.059
8/27/2021 4:30 PM	0.819		3.069

## Opacity Data Summary Report

**Company:** New York City D.E.P.  
 North River Wastewater Resource Recovery Facility  
 New York, NY 10031



**Data Group:** Valid Data  
**Report Name:** 3rd Quarter 2021

**Start of Report:** 7/1/2021 0:00  
**End of Report:** 9/30/2021 23:54

All Opacity Data

Date & Time	PE 1	PE 2	PE 4
	%	%	%
8/27/2021 4:36 PM	0.81		2.978
8/27/2021 4:42 PM	0.738		3.312
8/27/2021 4:48 PM	0.762		3.525
8/27/2021 4:54 PM	0.811		3.537
8/27/2021 5:00 PM	0.913		3.53
8/27/2021 5:06 PM	0.906		3.493
8/27/2021 5:12 PM	0.733		3.475
8/27/2021 5:18 PM	0.696		3.513
8/27/2021 5:24 PM	0.741		3.498
8/27/2021 5:30 PM	0.633		3.432
8/27/2021 5:36 PM	0.564		3.451
8/27/2021 5:42 PM	0.54		3.505
8/27/2021 5:48 PM	0.521		3.561
8/27/2021 5:54 PM	0.468		3.533
8/27/2021 6:00 PM	0.433		3.538
8/27/2021 6:06 PM	0.399		3.574
8/27/2021 6:12 PM	0.436		3.271
8/27/2021 6:18 PM	0.582		2.834
8/27/2021 6:24 PM	0.644		2.887
8/27/2021 6:30 PM	0.627		2.976
8/27/2021 6:36 PM	0.461		2.998
8/27/2021 6:42 PM	0.165		3.018
8/27/2021 6:48 PM	0.09		3.063
8/27/2021 6:54 PM	0.145		3.146
8/27/2021 7:00 PM	0.16		3.19
8/27/2021 7:06 PM	-0.026		3.705
8/27/2021 7:12 PM	-0.331		4.206
8/27/2021 7:18 PM	-0.359		3.829
8/27/2021 7:24 PM	-0.384		3.668
8/27/2021 7:30 PM	-0.376		3.649
8/27/2021 7:36 PM	-0.346		3.659
8/27/2021 7:42 PM	-0.245		3.669
8/27/2021 7:48 PM	-0.224		3.658
8/27/2021 7:54 PM	-0.207		3.644
8/27/2021 8:00 PM	-0.131		3.644
8/27/2021 8:06 PM	-0.091		3.649
8/27/2021 8:12 PM	-0.108		3.647
8/27/2021 8:18 PM	-0.083		3.619
8/27/2021 8:24 PM	-0.066		3.631
8/27/2021 8:30 PM	-0.03		3.623
8/27/2021 8:36 PM	0.018		3.604
8/27/2021 8:42 PM	0.008		3.59
8/27/2021 8:48 PM	-0.019		3.593
8/27/2021 8:54 PM	0.048		3.595
8/27/2021 9:00 PM	0.096		3.598
8/27/2021 9:06 PM	0.129		3.605
8/27/2021 9:12 PM	0.107		3.626
8/27/2021 9:18 PM	0.094		3.619
8/27/2021 9:24 PM	0.165		3.604
8/27/2021 9:30 PM	0.164		3.575



## Opacity Data Summary Report

**Company:** New York City D.E.P.  
North River Wastewater Resource Recovery Facility  
New York, NY 10031



**Data Group:** Valid Data  
**Report Name:** 3rd Quarter 2021

**Start of Report:** 7/1/2021 0:00  
**End of Report:** 9/30/2021 23:54

All Opacity Data

Date & Time	PE 1	PE 2	PE 4
	%	%	%
8/27/2021 9:36 PM	0.151		3.575
8/27/2021 9:42 PM	0.191		3.578
8/27/2021 9:48 PM	0.22		3.593
8/27/2021 9:54 PM	0.252		3.621
8/27/2021 10:00 PM	0.247		3.636
8/27/2021 10:06 PM	0.222		3.634
8/27/2021 10:12 PM	0.216		3.624
8/27/2021 10:18 PM	0.205		3.623
8/27/2021 10:24 PM	0.201		3.614
8/27/2021 10:30 PM	0.205		3.612
8/27/2021 10:36 PM	0.236		3.607
8/27/2021 10:42 PM	0.255		3.592
8/27/2021 10:48 PM	0.255		3.588
8/27/2021 10:54 PM	0.294		3.604
8/27/2021 11:00 PM	0.348		3.627
8/27/2021 11:06 PM	0.297		3.61
8/27/2021 11:12 PM	0.295		3.595
8/27/2021 11:18 PM	0.333		3.679
8/27/2021 11:24 PM	0.337		4.051
8/27/2021 11:30 PM	0.305		4.221
8/27/2021 11:36 PM	0.362		4.194
8/27/2021 11:42 PM	0.378		4.196
8/27/2021 11:48 PM	0.368		4.21
8/27/2021 11:54 PM	0.344		4.191
8/28/2021 12:00 AM	0.326		4.194
8/28/2021 12:06 AM	0.357		4.238
8/28/2021 12:12 AM	0.363		4.216
8/28/2021 12:18 AM	0.35		4.22
8/28/2021 12:24 AM	0.374		4.211
8/28/2021 12:30 AM	0.37		4.183
8/28/2021 12:36 AM	0.374		4.177
8/28/2021 12:42 AM	0.39		4.211
8/28/2021 12:48 AM	0.374		4.227
8/28/2021 12:54 AM	0.362		4.232
8/28/2021 1:00 AM	0.385		4.238
8/28/2021 1:06 AM	0.384		4.239
8/28/2021 1:12 AM	0.404		3.99
8/28/2021 1:18 AM	0.424		3.537
8/28/2021 1:24 AM	0.442		3.405
8/28/2021 1:30 AM	0.44		3.452
8/28/2021 1:36 AM	0.407		3.499
8/28/2021 1:42 AM	0.395		3.506
8/28/2021 1:48 AM	0.391		3.527
8/28/2021 1:54 AM	0.395		3.557
8/28/2021 2:00 AM	0.42		3.568
8/28/2021 2:06 AM	0.404		3.565
8/28/2021 2:12 AM	0.398		3.576
8/28/2021 2:18 AM	0.392		3.578
8/28/2021 2:24 AM	0.375		3.587
8/28/2021 2:30 AM	0.372		3.608

## Opacity Data Summary Report

**Company:** New York City D.E.P.  
North River Wastewater Resource Recovery Facility  
New York, NY 10031



**Data Group:** Valid Data  
**Report Name:** 3rd Quarter 2021

**Start of Report:** 7/1/2021 0:00  
**End of Report:** 9/30/2021 23:54

All Opacity Data

Date & Time	PE 1	PE 2	PE 4
	%	%	%
8/28/2021 2:36 AM	0.364		3.618
8/28/2021 2:42 AM	0.369		3.898
8/28/2021 2:48 AM	0.36		4.278
8/28/2021 2:54 AM	0.326		4.298
8/28/2021 3:00 AM	0.343		4.271
8/28/2021 3:06 AM	0.365		4.297
8/28/2021 3:12 AM	0.385		4.28
8/28/2021 3:18 AM	0.348		4.275
8/28/2021 3:24 AM	0.322		4.265
8/28/2021 3:30 AM	0.335		4.259
8/28/2021 3:36 AM	0.343		4.249
8/28/2021 3:42 AM	0.316		4.255
8/28/2021 3:48 AM	0.314		4.284
8/28/2021 3:54 AM	0.32		4.309
8/28/2021 4:00 AM	0.285		4.314
8/28/2021 4:06 AM	0.279		4.318
8/28/2021 4:12 AM	0.265		4.339
8/28/2021 4:18 AM	0.264		4.371
8/28/2021 4:24 AM	0.255		4.358
8/28/2021 4:30 AM	0.256		4.347
8/28/2021 4:36 AM	0.267		4.342
8/28/2021 4:42 AM	0.251		4.37
8/28/2021 4:48 AM	0.225		4.354
8/28/2021 4:54 AM	0.214		4.338
8/28/2021 5:00 AM	0.19		4.342
8/28/2021 5:06 AM	0.206		4.345
8/28/2021 5:12 AM	0.211		4.343
8/28/2021 5:18 AM	0.201		4.342
8/28/2021 5:24 AM	0.197		4.338
8/28/2021 5:30 AM	0.172		4.31
8/28/2021 5:36 AM	0.163		4.303
8/28/2021 5:42 AM	0.13		4.325
8/28/2021 5:48 AM	0.113		4.322
8/28/2021 5:54 AM	0.113		4.327
8/28/2021 6:00 AM	0.122		4.312
8/28/2021 6:06 AM	0.133		4.323
8/28/2021 6:12 AM	0.097		4.324
8/28/2021 6:18 AM	0.103		4.324
8/28/2021 6:24 AM	0.116		4.331
8/28/2021 6:30 AM	0.135		4.329
8/28/2021 6:36 AM	0.141		4.333
8/28/2021 6:42 AM	0.118		4.327
8/28/2021 6:48 AM	0.124		4.327
8/28/2021 6:54 AM	0.098		4.328
8/28/2021 7:00 AM	0.079		4.226
8/28/2021 7:06 AM	0.108		4.068
8/28/2021 7:12 AM	0.147		4.039
8/28/2021 7:18 AM	0.175		4.048
8/28/2021 7:24 AM	0.147		4.034
8/28/2021 7:30 AM	0.122		4.062

## Opacity Data Summary Report

**Company:** New York City D.E.P.  
North River Wastewater Resource Recovery Facility  
New York, NY 10031



**Data Group:** Valid Data  
**Report Name:** 3rd Quarter 2021

**Start of Report:** 7/1/2021 0:00  
**End of Report:** 9/30/2021 23:54

All Opacity Data

Date & Time	PE 1	PE 2	PE 4
	%	%	%
8/28/2021 7:36 AM	0.126		4.09
8/28/2021 7:42 AM	0.119		4.09
8/28/2021 7:48 AM	0.134		4.105
8/28/2021 7:54 AM	0.171		4.157
8/28/2021 8:00 AM	0.173		4.208
8/28/2021 8:06 AM	0.148		4.243
8/28/2021 8:12 AM	0.159		4.204
8/28/2021 8:18 AM	4.978		4.269
8/28/2021 8:24 AM	4.035		4.225
8/28/2021 8:30 AM	1.052		4.121
8/28/2021 8:36 AM	0.808		4.107
8/28/2021 8:42 AM	0.747		4.126
8/28/2021 8:48 AM	0.83		4.125
8/28/2021 8:54 AM	1.04		4.154
8/28/2021 9:00 AM	1.167		4.143
8/28/2021 9:06 AM	1.251		4.098
8/28/2021 9:12 AM	1.343		4.093
8/28/2021 9:18 AM	1.274		4.114
8/28/2021 9:24 AM	1.207		4.123
8/28/2021 9:30 AM	1.273		4.108
8/28/2021 9:36 AM	1.197		4.118
8/28/2021 9:42 AM	1.071		4.137
8/28/2021 9:48 AM	1.006		4.126
8/28/2021 9:54 AM	0.914		4.139
8/28/2021 10:00 AM	0.814		4.149
8/28/2021 10:06 AM	0.328		4.136
8/28/2021 10:12 AM	-0.325		4.13
8/28/2021 10:18 AM	-0.498		4.126
8/28/2021 10:24 AM	-0.514		4.154
8/28/2021 10:30 AM	-0.462		4.158
8/28/2021 10:36 AM	-0.421		4.158
8/28/2021 10:42 AM	-0.383		4.133
8/28/2021 10:48 AM	-0.335		4.119
8/28/2021 10:54 AM	-0.306		4.139
8/28/2021 11:00 AM	-0.29		4.148
8/28/2021 11:06 AM	-0.268		4.137
8/28/2021 11:12 AM	-0.239		4.119
8/28/2021 11:18 AM	-0.191		4.135
8/28/2021 11:24 AM	-0.179		4.143
8/28/2021 11:30 AM	-0.154		4.146
8/28/2021 11:36 AM	-0.122		4.138
8/28/2021 11:42 AM	-0.098		4.149
8/28/2021 11:48 AM	-0.075		4.155
8/28/2021 11:54 AM	-0.061		4.166
8/28/2021 12:00 PM	0.002		4.146
8/28/2021 12:06 PM	0.209		4.097
8/28/2021 12:12 PM	0.197		4.118
8/28/2021 12:18 PM	0.191		4.125
8/28/2021 12:24 PM	0.207		4.098
8/28/2021 12:30 PM	0.21		4.088

## Opacity Data Summary Report

**Company:** New York City D.E.P.  
North River Wastewater Resource Recovery Facility  
New York, NY 10031



**Data Group:** Valid Data  
**Report Name:** 3rd Quarter 2021

**Start of Report:** 7/1/2021 0:00  
**End of Report:** 9/30/2021 23:54

All Opacity Data

Date & Time	PE 1	PE 2	PE 4
	%	%	%
8/28/2021 12:36 PM	0.232		4.082
8/28/2021 12:42 PM	0.255		4.083
8/28/2021 12:48 PM	0.267		4.092
8/28/2021 12:54 PM	0.268		4.078
8/28/2021 1:00 PM	0.26		4.079
8/28/2021 1:06 PM	0.266		4.102
8/28/2021 1:12 PM	0.276		4.098
8/28/2021 1:18 PM	0.307		4.098
8/28/2021 1:24 PM	0.293		4.119
8/28/2021 1:30 PM	0.29		4.14
8/28/2021 1:36 PM	0.315		4.095
8/28/2021 1:42 PM	0.327		4.058
8/28/2021 1:48 PM	0.32		4.061
8/28/2021 1:54 PM	0.323		4.075
8/28/2021 2:00 PM	0.313		4.095
8/28/2021 2:06 PM	0.31		4.099
8/28/2021 2:12 PM	0.349		4.096
8/28/2021 2:18 PM	0.355		4.114
8/28/2021 2:24 PM	0.368		4.121
8/28/2021 2:30 PM	0.382		4.125
8/28/2021 2:36 PM	0.369		4.103
8/28/2021 2:42 PM	0.378		4.099
8/28/2021 2:48 PM	0.394		4.107
8/28/2021 2:54 PM	0.38		4.115
8/28/2021 3:00 PM	0.383		4.133
8/28/2021 3:06 PM	0.371		4.119
8/28/2021 3:12 PM	0.362		4.12
8/28/2021 3:18 PM	0.377		4.147
8/28/2021 3:24 PM	0.376		4.142
8/28/2021 3:30 PM	0.358		4.143
8/28/2021 3:36 PM	0.345		4.128
8/28/2021 3:42 PM	0.332		4.102
8/28/2021 3:48 PM	0.342		4.081
8/28/2021 3:54 PM	0.339		4.076
8/28/2021 4:00 PM	0.313		4.117
8/28/2021 4:06 PM	0.332		3.934
8/28/2021 4:12 PM	0.353		3.455
8/28/2021 4:18 PM	0.356		3.312
8/28/2021 4:24 PM	0.348		3.379
8/28/2021 4:30 PM	0.344		3.44
8/28/2021 4:36 PM	0.358		3.483
8/28/2021 4:42 PM	0.362		3.519
8/28/2021 4:48 PM	0.367		3.515
8/28/2021 4:54 PM	0.371		3.529
8/28/2021 5:00 PM	0.352		3.552
8/28/2021 5:06 PM	0.356		3.597
8/28/2021 5:12 PM	0.362		3.604
8/28/2021 5:18 PM	0.369		3.598
8/28/2021 5:24 PM	0.382		3.607
8/28/2021 5:30 PM	0.374		3.614

## Opacity Data Summary Report

**Company:** New York City D.E.P.  
North River Wastewater Resource Recovery Facility  
New York, NY 10031



**Data Group:** Valid Data  
**Report Name:** 3rd Quarter 2021

**Start of Report:** 7/1/2021 0:00  
**End of Report:** 9/30/2021 23:54

All Opacity Data

Date & Time	PE 1	PE 2	PE 4
	%	%	%
8/28/2021 5:36 PM	0.381		3.609
8/28/2021 5:42 PM	0.395		3.612
8/28/2021 5:48 PM	0.389		3.639
8/28/2021 5:54 PM	0.372		3.615
8/28/2021 6:00 PM	0.361		3.615
8/28/2021 6:06 PM	0.35		3.609
8/28/2021 6:12 PM	0.342		3.603
8/28/2021 6:18 PM	0.332		3.615
8/28/2021 6:24 PM	0.328		3.648
8/28/2021 6:30 PM	0.326		3.622
8/28/2021 6:36 PM	0.31		3.587
8/28/2021 6:42 PM	0.293		3.587
8/28/2021 6:48 PM	0.291		3.602
8/28/2021 6:54 PM	0.299		3.61
8/28/2021 7:00 PM	0.291		3.608
8/28/2021 7:06 PM	0.305		3.6
8/28/2021 7:12 PM	0.315		3.617
8/28/2021 7:18 PM	0.325		3.635
8/28/2021 7:24 PM	0.32		3.632
8/28/2021 7:30 PM	0.324		3.619
8/28/2021 7:36 PM	0.33		3.58
8/28/2021 7:42 PM	0.325		3.594
8/28/2021 7:48 PM	0.321		3.613
8/28/2021 7:54 PM	0.328		3.611
8/28/2021 8:00 PM	0.338		3.594
8/28/2021 8:06 PM	0.353		3.594
8/28/2021 8:12 PM	0.368		3.618
8/28/2021 8:18 PM	0.373		3.632
8/28/2021 8:24 PM	0.384		3.655
8/28/2021 8:30 PM	0.393		3.663
8/28/2021 8:36 PM	0.396		3.621
8/28/2021 8:42 PM	0.412		3.595
8/28/2021 8:48 PM	0.416		3.593
8/28/2021 8:54 PM	0.404		3.602
8/28/2021 9:00 PM	0.415		3.589
8/28/2021 9:06 PM	0.419		3.582
8/28/2021 9:12 PM	0.414		3.59
8/28/2021 9:18 PM	0.421		3.585
8/28/2021 9:24 PM	0.42		3.586
8/28/2021 9:30 PM	0.419		3.608
8/28/2021 9:36 PM	0.428		3.619
8/28/2021 9:42 PM	0.423		3.602
8/28/2021 9:48 PM	0.42		3.624
8/28/2021 9:54 PM	0.428		3.604
8/28/2021 10:00 PM	0.44		3.582
8/28/2021 10:06 PM	0.431		3.602
8/28/2021 10:12 PM	0.416		3.616
8/28/2021 10:18 PM	0.41		3.594
8/28/2021 10:24 PM	0.408		3.576
8/28/2021 10:30 PM	0.388		3.59

## Opacity Data Summary Report

**Company:** New York City D.E.P.  
North River Wastewater Resource Recovery Facility  
New York, NY 10031



**Data Group:** Valid Data  
**Report Name:** 3rd Quarter 2021

**Start of Report:** 7/1/2021 0:00  
**End of Report:** 9/30/2021 23:54

All Opacity Data

Date & Time	PE 1	PE 2	PE 4
	%	%	%
8/28/2021 10:36 PM	0.387		3.588
8/28/2021 10:42 PM	0.387		3.593
8/28/2021 10:48 PM	0.389		3.594
8/28/2021 10:54 PM	0.396		3.603
8/28/2021 11:00 PM	0.398		3.648
8/28/2021 11:06 PM	0.385		3.633
8/28/2021 11:12 PM	0.383		3.583
8/28/2021 11:18 PM	0.395		3.618
8/28/2021 11:24 PM	0.392		3.619
8/28/2021 11:30 PM	0.375		3.643
8/28/2021 11:36 PM	0.374		2.811
8/28/2021 11:42 PM	0.38		1.462
8/28/2021 11:48 PM	0.378		1.17
8/28/2021 11:54 PM	0.38		1.172
8/29/2021 12:00 AM	0.386		1.169
8/29/2021 12:06 AM	0.395		1.167
8/29/2021 12:12 AM	0.381		1.196
8/29/2021 12:18 AM	0.377		1.215
8/29/2021 12:24 AM	0.38		1.203
8/29/2021 12:30 AM	0.372		1.192
8/29/2021 12:36 AM	0.358		1.191
8/29/2021 12:42 AM	0.375		1.21
8/29/2021 12:48 AM	0.388		1.202
8/29/2021 12:54 AM	0.388		1.194
8/29/2021 1:00 AM	0.388		1.199
8/29/2021 1:06 AM	0.388		1.194
8/29/2021 1:12 AM	0.385		1.208
8/29/2021 1:18 AM	0.381		1.188
8/29/2021 1:24 AM	0.385		1.169
8/29/2021 1:30 AM	0.397		1.196
8/29/2021 1:36 AM	0.405		1.203
8/29/2021 1:42 AM	0.397		1.192
8/29/2021 1:48 AM	0.399		1.199
8/29/2021 1:54 AM	0.393		1.213
8/29/2021 2:00 AM	0.39		1.22
8/29/2021 2:06 AM	0.382		1.217
8/29/2021 2:12 AM	0.378		1.208
8/29/2021 2:18 AM	0.391		1.2
8/29/2021 2:24 AM	0.394		1.201
8/29/2021 2:30 AM	0.383		1.201
8/29/2021 2:36 AM	0.376		1.206
8/29/2021 2:42 AM	0.369		1.223
8/29/2021 2:48 AM	0.381		1.226
8/29/2021 2:54 AM	0.382		1.222
8/29/2021 3:00 AM	0.382		1.215
8/29/2021 3:06 AM	0.393		1.213
8/29/2021 3:12 AM	0.387		1.211
8/29/2021 3:18 AM	0.38		1.203
8/29/2021 3:24 AM	0.389		1.204
8/29/2021 3:30 AM	0.387		1.208

## Opacity Data Summary Report

**Company:** New York City D.E.P.  
North River Wastewater Resource Recovery Facility  
New York, NY 10031



**Data Group:** Valid Data  
**Report Name:** 3rd Quarter 2021

**Start of Report:** 7/1/2021 0:00  
**End of Report:** 9/30/2021 23:54

All Opacity Data

Date & Time	PE 1	PE 2	PE 4
	%	%	%
8/29/2021 3:36 AM	0.382		1.206
8/29/2021 3:42 AM	0.39		1.212
8/29/2021 3:48 AM	0.385		1.223
8/29/2021 3:54 AM	0.381		1.217
8/29/2021 4:00 AM	0.385		1.225
8/29/2021 4:06 AM	0.39		1.223
8/29/2021 4:12 AM	0.395		1.228
8/29/2021 4:18 AM	0.386		1.229
8/29/2021 4:24 AM	0.376		1.226
8/29/2021 4:30 AM	0.376		1.227
8/29/2021 4:36 AM	0.368		1.223
8/29/2021 4:42 AM	0.359		1.218
8/29/2021 4:48 AM	0.373		1.217
8/29/2021 4:54 AM	0.376		1.221
8/29/2021 5:00 AM	0.376		1.226
8/29/2021 5:06 AM	0.376		1.228
8/29/2021 5:12 AM	0.377		1.238
8/29/2021 5:18 AM	0.375		1.226
8/29/2021 5:24 AM	0.377		1.218
8/29/2021 5:30 AM	0.373		1.235
8/29/2021 5:36 AM	0.36		1.241
8/29/2021 5:42 AM	0.355		1.25
8/29/2021 5:48 AM	0.355		1.255
8/29/2021 5:54 AM	0.368		1.274
8/29/2021 6:00 AM	0.363		1.285
8/29/2021 6:06 AM	0.354		1.28
8/29/2021 6:12 AM	0.346		1.277
8/29/2021 6:18 AM	0.339		1.283
8/29/2021 6:24 AM	0.343		1.284
8/29/2021 6:30 AM	0.345		1.283
8/29/2021 6:36 AM	0.341		1.291
8/29/2021 6:42 AM	0.361		1.307
8/29/2021 6:48 AM	0.378		1.307
8/29/2021 6:54 AM	0.378		1.309
8/29/2021 7:00 AM	0.386		1.326
8/29/2021 7:06 AM	0.411		1.335
8/29/2021 7:12 AM	0.424		1.33
8/29/2021 7:18 AM	0.423		1.339
8/29/2021 7:24 AM	0.429		1.344
8/29/2021 7:30 AM	0.424		1.357
8/29/2021 7:36 AM	0.43		1.368
8/29/2021 7:42 AM	0.437		1.367
8/29/2021 7:48 AM	0.419		1.358
8/29/2021 7:54 AM	0.41		1.36
8/29/2021 8:00 AM	0.412		1.367
8/29/2021 8:06 AM	0.406		1.376
8/29/2021 8:12 AM	0.405		1.373
8/29/2021 8:18 AM	0.399		1.368
8/29/2021 8:24 AM	0.395		1.378
8/29/2021 8:30 AM	0.4		1.375

## Opacity Data Summary Report

**Company:** New York City D.E.P.  
 North River Wastewater Resource Recovery Facility  
 New York, NY 10031



**Data Group:** Valid Data  
**Report Name:** 3rd Quarter 2021

**Start of Report:** 7/1/2021 0:00  
**End of Report:** 9/30/2021 23:54

All Opacity Data

Date & Time	PE 1	PE 2	PE 4
	%	%	%
8/29/2021 8:36 AM	0.396		1.377
8/29/2021 8:42 AM	0.394		1.383
8/29/2021 8:48 AM	0.401		1.382
8/29/2021 8:54 AM	0.433		1.391
8/29/2021 9:00 AM	0.483		7.787
8/29/2021 9:06 AM	0.501		10.134
8/29/2021 9:12 AM	0.512		4.815
8/29/2021 9:18 AM	0.524		4.192
8/29/2021 9:24 AM	0.524		4.142
8/29/2021 9:30 AM	0.504		4.118
8/29/2021 9:36 AM	0.487		4.1
8/29/2021 9:42 AM	0.479		4.089
8/29/2021 9:48 AM	0.461		4.088
8/29/2021 9:54 AM	0.449		4.074
8/29/2021 10:00 AM	0.44		4.057
8/29/2021 10:06 AM	0.425		4.062
8/29/2021 10:12 AM	0.41		4.084
8/29/2021 10:18 AM	0.397		4.106
8/29/2021 10:24 AM	0.39		4.141
8/29/2021 10:30 AM	0.387		4.139
8/29/2021 10:36 AM	0.398		4.114
8/29/2021 10:42 AM	0.401		4.118
8/29/2021 10:48 AM	0.398		4.103
8/29/2021 10:54 AM	0.403		4.077
8/29/2021 11:00 AM	0.407		4.082
8/29/2021 11:06 AM	0.409		4.066
8/29/2021 11:12 AM	0.416		4.057
8/29/2021 11:18 AM	0.428		4.055
8/29/2021 11:24 AM	0.436		3.976
8/29/2021 11:30 AM	0.437		3.897
8/29/2021 11:36 AM	0.427		3.915
8/29/2021 11:42 AM	0.424		3.939
8/29/2021 11:48 AM	0.427		3.914
8/29/2021 11:54 AM	0.427		3.894
8/29/2021 12:00 PM	0.384		3.884
8/29/2021 12:06 PM	0.221		3.871
8/29/2021 12:12 PM	0.221		3.877
8/29/2021 12:18 PM	0.226		3.853
8/29/2021 12:24 PM	0.237		3.86
8/29/2021 12:30 PM	0.235		3.873
8/29/2021 12:36 PM	0.234		3.846
8/29/2021 12:42 PM	0.241		3.826
8/29/2021 12:48 PM	0.251		3.846
8/29/2021 12:54 PM	0.263		3.854
8/29/2021 1:00 PM	0.277		3.866
8/29/2021 1:06 PM	0.282		3.862
8/29/2021 1:12 PM	0.286		3.825
8/29/2021 1:18 PM	0.288		3.829
8/29/2021 1:24 PM	0.289		3.872
8/29/2021 1:30 PM	0.285		3.862



## Opacity Data Summary Report

**Company:** New York City D.E.P.  
 North River Wastewater Resource Recovery Facility  
 New York, NY 10031



**Data Group:** Valid Data  
**Report Name:** 3rd Quarter 2021

**Start of Report:** 7/1/2021 0:00  
**End of Report:** 9/30/2021 23:54

All Opacity Data

Date & Time	PE 1	PE 2	PE 4
	%	%	%
8/29/2021 1:36 PM	0.286		3.847
8/29/2021 1:42 PM	0.282		3.835
8/29/2021 1:48 PM	0.277		3.853
8/29/2021 1:54 PM	0.281		3.853
8/29/2021 2:00 PM	0.279		3.838
8/29/2021 2:06 PM	0.275		3.834
8/29/2021 2:12 PM	0.278		3.809
8/29/2021 2:18 PM	0.29		3.809
8/29/2021 2:24 PM	0.295		3.818
8/29/2021 2:30 PM	0.291		3.795
8/29/2021 2:36 PM	0.286		3.79
8/29/2021 2:42 PM	0.289		3.815
8/29/2021 2:48 PM	0.295		3.838
8/29/2021 2:54 PM	0.293		3.822
8/29/2021 3:00 PM	0.296		3.805
8/29/2021 3:06 PM	0.303		3.808
8/29/2021 3:12 PM	0.312		3.81
8/29/2021 3:18 PM	0.318		3.819
8/29/2021 3:24 PM	0.326		3.825
8/29/2021 3:30 PM	0.34		3.83
8/29/2021 3:36 PM	0.336		3.835
8/29/2021 3:42 PM	0.333		3.838
8/29/2021 3:48 PM	0.346		3.821
8/29/2021 3:54 PM	0.365		3.818
8/29/2021 4:00 PM	0.375		3.829
8/29/2021 4:06 PM	0.376		3.836
8/29/2021 4:12 PM	0.383		3.846
8/29/2021 4:18 PM	0.395		3.836
8/29/2021 4:24 PM	0.403		3.838
8/29/2021 4:30 PM	0.412		3.833
8/29/2021 4:36 PM	0.42		3.839
8/29/2021 4:42 PM	0.43		3.862
8/29/2021 4:48 PM	0.436		3.863
8/29/2021 4:54 PM	0.439		3.861
8/29/2021 5:00 PM	0.443		3.881
8/29/2021 5:06 PM	0.45		3.864
8/29/2021 5:12 PM	0.454		3.857
8/29/2021 5:18 PM	0.456		3.857
8/29/2021 5:24 PM	0.456		3.847
8/29/2021 5:30 PM	0.457		3.863
8/29/2021 5:36 PM	0.458		3.854
8/29/2021 5:42 PM	0.462		3.857
8/29/2021 5:48 PM	0.468		3.876
8/29/2021 5:54 PM	0.471		3.885
8/29/2021 6:00 PM	0.476		3.885
8/29/2021 6:06 PM	0.48		3.897
8/29/2021 6:12 PM	0.487		3.905
8/29/2021 6:18 PM	0.492		3.897
8/29/2021 6:24 PM	0.496		3.896
8/29/2021 6:30 PM	0.498		3.893

## Opacity Data Summary Report

**Company:** New York City D.E.P.  
North River Wastewater Resource Recovery Facility  
New York, NY 10031



**Data Group:** Valid Data  
**Report Name:** 3rd Quarter 2021

**Start of Report:** 7/1/2021 0:00  
**End of Report:** 9/30/2021 23:54

All Opacity Data

Date & Time	PE 1	PE 2	PE 4
	%	%	%
8/29/2021 6:36 PM	0.489		3.875
8/29/2021 6:42 PM	0.474		3.871
8/29/2021 6:48 PM	0.473		3.895
8/29/2021 6:54 PM	0.469		3.905
8/29/2021 7:00 PM	0.466		3.872
8/29/2021 7:06 PM	0.465		3.863
8/29/2021 7:12 PM	0.461		3.862
8/29/2021 7:18 PM	0.458		3.877
8/29/2021 7:24 PM	0.462		2.861
8/29/2021 7:30 PM	0.462		2.802
8/29/2021 7:36 PM	0.454		3.818
8/29/2021 7:42 PM	0.459		3.337
8/29/2021 7:48 PM	0.458		3.196
8/29/2021 7:54 PM	0.46		3.187
8/29/2021 8:00 PM	0.457		3.196
8/29/2021 8:06 PM	0.453		3.185
8/29/2021 8:12 PM	0.447		3.205
8/29/2021 8:18 PM	0.441		3.24
8/29/2021 8:24 PM	0.444		3.795
8/29/2021 8:30 PM	0.441		4.158
8/29/2021 8:36 PM	0.441		3.897
8/29/2021 8:42 PM	0.441		3.902
8/29/2021 8:48 PM	0.437		3.884
8/29/2021 8:54 PM	0.44		3.861
8/29/2021 9:00 PM	0.442		3.841
8/29/2021 9:06 PM	0.442		3.833
8/29/2021 9:12 PM	0.441		3.83
8/29/2021 9:18 PM	0.439		3.836
8/29/2021 9:24 PM	0.441		3.813
8/29/2021 9:30 PM	0.442		3.792
8/29/2021 9:36 PM	0.439		3.788
8/29/2021 9:42 PM	0.44		3.634
8/29/2021 9:48 PM	0.439		3.287
8/29/2021 9:54 PM	0.441		3.147
8/29/2021 10:00 PM	0.445		3.167
8/29/2021 10:06 PM	0.437		3.19
8/29/2021 10:12 PM	0.43		3.208
8/29/2021 10:18 PM	0.43		3.213
8/29/2021 10:24 PM	0.432		3.215
8/29/2021 10:30 PM	0.435		3.221
8/29/2021 10:36 PM	0.434		3.242
8/29/2021 10:42 PM	0.438		3.276
8/29/2021 10:48 PM	0.446		3.255
8/29/2021 10:54 PM	0.449		3.234
8/29/2021 11:00 PM	0.454		3.258
8/29/2021 11:06 PM	0.459		3.244
8/29/2021 11:12 PM	0.458		3.233
8/29/2021 11:18 PM	0.451		3.268
8/29/2021 11:24 PM	0.448		3.289
8/29/2021 11:30 PM	0.455		3.29

## Opacity Data Summary Report

**Company:** New York City D.E.P.  
North River Wastewater Resource Recovery Facility  
New York, NY 10031



**Data Group:** Valid Data  
**Report Name:** 3rd Quarter 2021

**Start of Report:** 7/1/2021 0:00  
**End of Report:** 9/30/2021 23:54

All Opacity Data

Date & Time	PE 1	PE 2	PE 4
	%	%	%
8/29/2021 11:36 PM	0.461		3.267
8/29/2021 11:42 PM	0.46		3.294
8/29/2021 11:48 PM	0.464		3.284
8/29/2021 11:54 PM	0.469		3.268
8/30/2021 12:00 AM	0.473		3.295
8/30/2021 12:06 AM	0.469		3.281
8/30/2021 12:12 AM	0.466		3.296
8/30/2021 12:18 AM	0.461		3.305
8/30/2021 12:24 AM	0.459		3.832
8/30/2021 12:30 AM	0.464		4.302
8/30/2021 12:36 AM	0.468		4.127
8/30/2021 12:42 AM	0.467		4.084
8/30/2021 12:48 AM	0.469		4.069
8/30/2021 12:54 AM	0.476		4.066
8/30/2021 1:00 AM	0.478		4.081
8/30/2021 1:06 AM	0.478		4.124
8/30/2021 1:12 AM	0.48		4.129
8/30/2021 1:18 AM	0.479		4.134
8/30/2021 1:24 AM	0.482		4.113
8/30/2021 1:30 AM	0.486		4.096
8/30/2021 1:36 AM	0.486		4.1
8/30/2021 1:42 AM	0.483		4.084
8/30/2021 1:48 AM	0.48		4.077
8/30/2021 1:54 AM	0.472		4.092
8/30/2021 2:00 AM	0.467		4.098
8/30/2021 2:06 AM	0.468		4.103
8/30/2021 2:12 AM	0.478		4.087
8/30/2021 2:18 AM	0.488		4.094
8/30/2021 2:24 AM	0.495		4.093
8/30/2021 2:30 AM	0.493		4.094
8/30/2021 2:36 AM	0.493		4.093
8/30/2021 2:42 AM	0.493		4.102
8/30/2021 2:48 AM	0.492		4.101
8/30/2021 2:54 AM	0.496		4.102
8/30/2021 3:00 AM	0.501		4.098
8/30/2021 3:06 AM	0.504		4.086
8/30/2021 3:12 AM	0.508		4.093
8/30/2021 3:18 AM	0.511		4.084
8/30/2021 3:24 AM	0.516		4.067
8/30/2021 3:30 AM	0.518		4.085
8/30/2021 3:36 AM	0.515		4.095
8/30/2021 3:42 AM	0.511		4.101
8/30/2021 3:48 AM	0.506		4.127
8/30/2021 3:54 AM	0.499		4.107
8/30/2021 4:00 AM	0.493		4.095
8/30/2021 4:06 AM	0.493		4.093
8/30/2021 4:12 AM	0.499		4.105
8/30/2021 4:18 AM	0.502		4.131
8/30/2021 4:24 AM	0.501		4.115
8/30/2021 4:30 AM	0.503		4.127

## Opacity Data Summary Report

**Company:** New York City D.E.P.  
North River Wastewater Resource Recovery Facility  
New York, NY 10031



**Data Group:** Valid Data  
**Report Name:** 3rd Quarter 2021

**Start of Report:** 7/1/2021 0:00  
**End of Report:** 9/30/2021 23:54

All Opacity Data

Date & Time	PE 1	PE 2	PE 4
	%	%	%
8/30/2021 4:36 AM	0.508		4.125
8/30/2021 4:42 AM	0.514		4.129
8/30/2021 4:48 AM	0.515		4.134
8/30/2021 4:54 AM	0.514		4.123
8/30/2021 5:00 AM	0.511		4.136
8/30/2021 5:06 AM	0.506		4.118
8/30/2021 5:12 AM	0.505		4.11
8/30/2021 5:18 AM	0.5		4.119
8/30/2021 5:24 AM	0.491		4.143
8/30/2021 5:30 AM	0.485		4.145
8/30/2021 5:36 AM	0.481		4.127
8/30/2021 5:42 AM	0.489		4.12
8/30/2021 5:48 AM	0.499		4.101
8/30/2021 5:54 AM	0.495		4.095
8/30/2021 6:00 AM	0.486		4.095
8/30/2021 6:06 AM	0.485		4.08
8/30/2021 6:12 AM	0.488		4.073
8/30/2021 6:18 AM	0.489		4.093
8/30/2021 6:24 AM	0.49		4.106
8/30/2021 6:30 AM	0.49		4.135
8/30/2021 6:36 AM	0.496		4.103
8/30/2021 6:42 AM	0.498		4.06
8/30/2021 6:48 AM	0.488		4.051
8/30/2021 6:54 AM	0.474		3.977
8/30/2021 7:00 AM	0.466		3.906
8/30/2021 7:06 AM	0.458		3.93
8/30/2021 7:12 AM	0.448		3.959
8/30/2021 7:18 AM	0.447		3.995
8/30/2021 7:24 AM	0.445		3.975
8/30/2021 7:30 AM	0.439		3.894
8/30/2021 7:36 AM	0.442		3.863
8/30/2021 7:42 AM	0.438		3.873
8/30/2021 7:48 AM	0.421		3.894
8/30/2021 7:54 AM	0.405		3.894
8/30/2021 8:00 AM	0.394		3.908
8/30/2021 8:06 AM	0.369		3.921
8/30/2021 8:12 AM	0.344		3.922
8/30/2021 8:18 AM	0.336		3.911
8/30/2021 8:24 AM	0.338		3.913
8/30/2021 8:30 AM	0.315		3.847
8/30/2021 8:36 AM	0.263		3.693
8/30/2021 8:42 AM	0.229		3.651
8/30/2021 8:48 AM	0.238		3.68
8/30/2021 8:54 AM	0.251		3.7
8/30/2021 9:00 AM	0.263		3.688
8/30/2021 9:06 AM	0.271		3.692
8/30/2021 9:12 AM	0.272		3.699
8/30/2021 9:18 AM	0.254		3.708
8/30/2021 9:24 AM	0.229		3.732
8/30/2021 9:30 AM	0.226		3.722

## Opacity Data Summary Report

**Company:** New York City D.E.P.  
North River Wastewater Resource Recovery Facility  
New York, NY 10031



**Data Group:** Valid Data  
**Report Name:** 3rd Quarter 2021

**Start of Report:** 7/1/2021 0:00  
**End of Report:** 9/30/2021 23:54

All Opacity Data

Date & Time	PE 1	PE 2	PE 4
	%	%	%
8/30/2021 9:36 AM	0.237		3.706
8/30/2021 9:42 AM	0.261		3.786
8/30/2021 9:48 AM	0.28		3.959
8/30/2021 9:54 AM	0.284		4.034
8/30/2021 10:00 AM	0.282		3.976
8/30/2021 10:06 AM	0.284		3.995
8/30/2021 10:12 AM	0.294		4.001
8/30/2021 10:18 AM	0.294		3.981
8/30/2021 10:24 AM	0.301		3.961
8/30/2021 10:30 AM	0.309		3.952
8/30/2021 10:36 AM	0.314		3.957
8/30/2021 10:42 AM	0.319		3.953
8/30/2021 10:48 AM	0.319		3.968
8/30/2021 10:54 AM	0.324		3.948
8/30/2021 11:00 AM	0.327		3.936
8/30/2021 11:06 AM	0.336		3.948
8/30/2021 11:12 AM	0.351		3.933
8/30/2021 11:18 AM	0.377		3.936
8/30/2021 11:24 AM	0.397		3.949
8/30/2021 11:30 AM	0.408		3.949
8/30/2021 11:36 AM	0.402		3.949
8/30/2021 11:42 AM	0.388		3.935
8/30/2021 11:48 AM	0.377		3.919
8/30/2021 11:54 AM	0.368		3.919
8/30/2021 12:00 PM	0.367		3.909
8/30/2021 12:06 PM	0.392		3.893
8/30/2021 12:12 PM	0.372		3.9
8/30/2021 12:18 PM	0.357		3.928
8/30/2021 12:24 PM	0.369		3.891
8/30/2021 12:30 PM	0.402		3.537
8/30/2021 12:36 PM	0.427		3.13
8/30/2021 12:42 PM	0.431		3.062
8/30/2021 12:48 PM	0.414		3.058
8/30/2021 12:54 PM	0.403		3.064
8/30/2021 1:00 PM	0.401		3.156
8/30/2021 1:06 PM	0.39		3.182
8/30/2021 1:12 PM	0.391		3.125
8/30/2021 1:18 PM	0.4		3.122
8/30/2021 1:24 PM	0.411		3.127
8/30/2021 1:30 PM	0.421		3.134
8/30/2021 1:36 PM	0.428		3.126
8/30/2021 1:42 PM	0.44		3.13
8/30/2021 1:48 PM	0.451		3.144
8/30/2021 1:54 PM	0.462		3.137
8/30/2021 2:00 PM	0.473		3.111
8/30/2021 2:06 PM	0.477		3.139
8/30/2021 2:12 PM	0.475		3.143
8/30/2021 2:18 PM	0.46		3.152
8/30/2021 2:24 PM	0.421		3.132
8/30/2021 2:30 PM	0.37		3.111

## Opacity Data Summary Report

**Company:** New York City D.E.P.  
North River Wastewater Resource Recovery Facility  
New York, NY 10031



**Data Group:** Valid Data  
**Report Name:** 3rd Quarter 2021

**Start of Report:** 7/1/2021 0:00  
**End of Report:** 9/30/2021 23:54

All Opacity Data

Date & Time	PE 1	PE 2	PE 4
	%	%	%
8/30/2021 2:36 PM	0.33		3.129
8/30/2021 2:42 PM	0.307		3.136
8/30/2021 2:48 PM	0.293		3.129
8/30/2021 2:54 PM	0.289		3.153
8/30/2021 3:00 PM	0.289		3.157
8/30/2021 3:06 PM	0.29		3.129
8/30/2021 3:12 PM	0.301		3.145
8/30/2021 3:18 PM	0.317		3.168
8/30/2021 3:24 PM	0.334		3.17
8/30/2021 3:30 PM	0.346		3.164
8/30/2021 3:36 PM	0.348		3.155
8/30/2021 3:42 PM	0.347		3.145
8/30/2021 3:48 PM	0.344		3.237
8/30/2021 3:54 PM	0.35		3.287
8/30/2021 4:00 PM	0.369		3.247
8/30/2021 4:06 PM	0.398		3.258
8/30/2021 4:12 PM	0.424		3.245
8/30/2021 4:18 PM	0.437		3.207
8/30/2021 4:24 PM	0.435		3.201
8/30/2021 4:30 PM	0.43		3.185
8/30/2021 4:36 PM	0.427		3.181
8/30/2021 4:42 PM	0.426		3.176
8/30/2021 4:48 PM	0.43		3.186
8/30/2021 4:54 PM	0.436		3.244
8/30/2021 5:00 PM	0.444		3.256
8/30/2021 5:06 PM	0.464		3.264
8/30/2021 5:12 PM	0.476		3.271
8/30/2021 5:18 PM	0.481		3.269
8/30/2021 5:24 PM	0.491		3.225
8/30/2021 5:30 PM	0.509		3.236
8/30/2021 5:36 PM	0.527		3.275
8/30/2021 5:42 PM	0.537		3.292
8/30/2021 5:48 PM	0.544		3.276
8/30/2021 5:54 PM	0.546		3.296
8/30/2021 6:00 PM	0.544		3.314
8/30/2021 6:06 PM	0.54		3.256
8/30/2021 6:12 PM	0.541		3.233
8/30/2021 6:18 PM	0.553		3.18
8/30/2021 6:24 PM	0.56		3.055
8/30/2021 6:30 PM	0.566		3.003
8/30/2021 6:36 PM	0.569		3.014
8/30/2021 6:42 PM	0.581		3.05
8/30/2021 6:48 PM	0.585		3.098
8/30/2021 6:54 PM	0.583		3.133
8/30/2021 7:00 PM	0.588		3.118
8/30/2021 7:06 PM	0.595		3.164
8/30/2021 7:12 PM	0.584		3.184
8/30/2021 7:18 PM	0.571		3.14
8/30/2021 7:24 PM	0.57		3.144
8/30/2021 7:30 PM	0.565		3.13

## Opacity Data Summary Report

**Company:** New York City D.E.P.  
North River Wastewater Resource Recovery Facility  
New York, NY 10031



**Data Group:** Valid Data  
**Report Name:** 3rd Quarter 2021

**Start of Report:** 7/1/2021 0:00  
**End of Report:** 9/30/2021 23:54

All Opacity Data

Date & Time	PE 1	PE 2	PE 4
	%	%	%
8/30/2021 7:36 PM	0.566		3.106
8/30/2021 7:42 PM	0.571		3.103
8/30/2021 7:48 PM	0.579		3.126
8/30/2021 7:54 PM	0.583		3.148
8/30/2021 8:00 PM	0.589		3.146
8/30/2021 8:06 PM	0.593		3.141
8/30/2021 8:12 PM	0.603		3.127
8/30/2021 8:18 PM	0.617		3.089
8/30/2021 8:24 PM	0.627		3.102
8/30/2021 8:30 PM	0.629		3.142
8/30/2021 8:36 PM	0.628		3.15
8/30/2021 8:42 PM	0.63		3.14
8/30/2021 8:48 PM	0.625		3.149
8/30/2021 8:54 PM	0.615		3.167
8/30/2021 9:00 PM	0.618		3.171
8/30/2021 9:06 PM	0.626		3.166
8/30/2021 9:12 PM	0.625		3.163
8/30/2021 9:18 PM	0.626		3.135
8/30/2021 9:24 PM	0.633		3.134
8/30/2021 9:30 PM	0.635		3.163
8/30/2021 9:36 PM	0.643		3.189
8/30/2021 9:42 PM	0.647		3.208
8/30/2021 9:48 PM	0.647		3.204
8/30/2021 9:54 PM	0.649		3.192
8/30/2021 10:00 PM	0.653		3.188
8/30/2021 10:06 PM	0.653		3.225
8/30/2021 10:12 PM	0.649		3.213
8/30/2021 10:18 PM	0.645		3.223
8/30/2021 10:24 PM	0.633		3.213
8/30/2021 10:30 PM	0.619		3.175
8/30/2021 10:36 PM	0.61		3.151
8/30/2021 10:42 PM	0.609		3.138
8/30/2021 10:48 PM	0.612		3.144
8/30/2021 10:54 PM	0.61		3.14
8/30/2021 11:00 PM	0.609		3.149
8/30/2021 11:06 PM	0.609		3.184
8/30/2021 11:12 PM	0.609		3.215
8/30/2021 11:18 PM	0.615		3.183
8/30/2021 11:24 PM	0.619		3.172
8/30/2021 11:30 PM	0.617		3.161
8/30/2021 11:36 PM	0.607		3.148
8/30/2021 11:42 PM	0.606		2.02
8/30/2021 11:48 PM	0.617		1.05
8/30/2021 11:54 PM	0.62		1.075
8/31/2021 12:00 AM	0.626		1.098
8/31/2021 12:06 AM	0.635		1.104
8/31/2021 12:12 AM	0.638		1.104
8/31/2021 12:18 AM	0.638		1.107
8/31/2021 12:24 AM	0.64		1.099
8/31/2021 12:30 AM	0.635		1.105

## Opacity Data Summary Report

**Company:** New York City D.E.P.  
North River Wastewater Resource Recovery Facility  
New York, NY 10031



**Data Group:** Valid Data  
**Report Name:** 3rd Quarter 2021

**Start of Report:** 7/1/2021 0:00  
**End of Report:** 9/30/2021 23:54

All Opacity Data

Date & Time	PE 1	PE 2	PE 4
	%	%	%
8/31/2021 12:36 AM	0.634		1.12
8/31/2021 12:42 AM	0.634		1.116
8/31/2021 12:48 AM	0.628		1.103
8/31/2021 12:54 AM	0.625		1.111
8/31/2021 1:00 AM	0.622		1.126
8/31/2021 1:06 AM	0.615		1.132
8/31/2021 1:12 AM	0.608		1.132
8/31/2021 1:18 AM	0.6		1.135
8/31/2021 1:24 AM	0.59		1.135
8/31/2021 1:30 AM	0.577		1.124
8/31/2021 1:36 AM	0.562		1.118
8/31/2021 1:42 AM	0.549		1.123
8/31/2021 1:48 AM	0.538		1.137
8/31/2021 1:54 AM	0.528		1.13
8/31/2021 2:00 AM	0.52		1.119
8/31/2021 2:06 AM	0.519		1.115
8/31/2021 2:12 AM	0.51		1.13
8/31/2021 2:18 AM	0.505		1.125
8/31/2021 2:24 AM	0.508		1.129
8/31/2021 2:30 AM	0.513		1.132
8/31/2021 2:36 AM	0.514		1.137
8/31/2021 2:42 AM	0.511		1.143
8/31/2021 2:48 AM	0.512		1.135
8/31/2021 2:54 AM	0.51		1.14
8/31/2021 3:00 AM	0.503		1.145
8/31/2021 3:06 AM	0.496		1.131
8/31/2021 3:12 AM	0.491		1.126
8/31/2021 3:18 AM	0.491		1.129
8/31/2021 3:24 AM	0.486		1.135
8/31/2021 3:30 AM	0.483		1.144
8/31/2021 3:36 AM	0.485		1.147
8/31/2021 3:42 AM	0.475		1.151
8/31/2021 3:48 AM	0.461		1.16
8/31/2021 3:54 AM	0.456		1.163
8/31/2021 4:00 AM	0.451		1.165
8/31/2021 4:06 AM	0.45		1.17
8/31/2021 4:12 AM	0.452		1.172
8/31/2021 4:18 AM	0.449		1.168
8/31/2021 4:24 AM	0.447		1.171
8/31/2021 4:30 AM	0.448		1.175
8/31/2021 4:36 AM	0.442		1.181
8/31/2021 4:42 AM	0.441		1.185
8/31/2021 4:48 AM	0.437		1.167
8/31/2021 4:54 AM	0.429		1.157
8/31/2021 5:00 AM	0.426		1.157
8/31/2021 5:06 AM	0.42		1.138
8/31/2021 5:12 AM	0.414		1.135
8/31/2021 5:18 AM	0.415		1.15
8/31/2021 5:24 AM	0.418		1.139
8/31/2021 5:30 AM	0.42		1.134



## Opacity Data Summary Report

**Company:** New York City D.E.P.  
 North River Wastewater Resource Recovery Facility  
 New York, NY 10031



**Data Group:** Valid Data  
**Report Name:** 3rd Quarter 2021

**Start of Report:** 7/1/2021 0:00  
**End of Report:** 9/30/2021 23:54

All Opacity Data

Date & Time	PE 1	PE 2	PE 4
	%	%	%
8/31/2021 5:36 AM	0.426		1.126
8/31/2021 5:42 AM	0.435		1.13
8/31/2021 5:48 AM	0.442		1.142
8/31/2021 5:54 AM	0.453		1.137
8/31/2021 6:00 AM	0.463		1.147
8/31/2021 6:06 AM	0.47		1.152
8/31/2021 6:12 AM	0.478		1.154
8/31/2021 6:18 AM	0.481		1.153
8/31/2021 6:24 AM	0.48		1.148
8/31/2021 6:30 AM	0.478		1.148
8/31/2021 6:36 AM	0.478		1.148
8/31/2021 6:42 AM	0.477		1.144
8/31/2021 6:48 AM	0.468		1.147
8/31/2021 6:54 AM	0.458		1.151
8/31/2021 7:00 AM	0.455		1.16
8/31/2021 7:06 AM	0.441		1.165
8/31/2021 7:12 AM	0.426		1.175
8/31/2021 7:18 AM	0.425		1.189
8/31/2021 7:24 AM	0.427		1.198
8/31/2021 7:30 AM	0.424		1.202
8/31/2021 7:36 AM	0.417		1.22
8/31/2021 7:42 AM	9.007		1.229
8/31/2021 7:48 AM	6.105		1.235
8/31/2021 7:54 AM	2.487		1.24
8/31/2021 8:00 AM	1.374		1.245
8/31/2021 8:06 AM	0.936		1.242
8/31/2021 8:12 AM	0.863		1.237
8/31/2021 8:18 AM	0.827		1.239
8/31/2021 8:24 AM	0.826		1.235
8/31/2021 8:30 AM	0.855		1.231
8/31/2021 8:36 AM	0.948		1.229
8/31/2021 8:42 AM	1.027		1.23
8/31/2021 8:48 AM	1.127		1.232
8/31/2021 8:54 AM	1.177		1.236
8/31/2021 9:00 AM	1.182		1.242
8/31/2021 9:06 AM	1.24		1.249
8/31/2021 9:12 AM	1.208		1.252
8/31/2021 9:18 AM	1.142		1.253
8/31/2021 9:24 AM	1.152		1.26
8/31/2021 9:30 AM	1.248		1.253
8/31/2021 9:36 AM	1.202		1.253
8/31/2021 9:42 AM	1.072		1.261
8/31/2021 9:48 AM	0.999		1.264
8/31/2021 9:54 AM	0.966		1.26
8/31/2021 10:00 AM	0.932		1.256
8/31/2021 10:06 AM	0.907		1.259
8/31/2021 10:12 AM	1.081		1.265
8/31/2021 10:18 AM	1.141		1.257
8/31/2021 10:24 AM	1.003		1.258
8/31/2021 10:30 AM	0.939		1.265

## Opacity Data Summary Report

**Company:** New York City D.E.P.  
North River Wastewater Resource Recovery Facility  
New York, NY 10031



**Data Group:** Valid Data  
**Report Name:** 3rd Quarter 2021

**Start of Report:** 7/1/2021 0:00  
**End of Report:** 9/30/2021 23:54

All Opacity Data

Date & Time	PE 1	PE 2	PE 4
	%	%	%
8/31/2021 10:36 AM	0.899		1.268
8/31/2021 10:42 AM	0.868		1.268
8/31/2021 10:48 AM	0.882		1.269
8/31/2021 10:54 AM	0.887		1.271
8/31/2021 11:00 AM	0.853		1.269
8/31/2021 11:06 AM	0.836		1.269
8/31/2021 11:12 AM	0.826		1.265
8/31/2021 11:18 AM	0.791		1.261
8/31/2021 11:24 AM	0.771		1.261
8/31/2021 11:30 AM	0.762		1.261
8/31/2021 11:36 AM	0.741		1.266
8/31/2021 11:42 AM	0.758		1.268
8/31/2021 11:48 AM	0.793		1.27
8/31/2021 11:54 AM	0.777		1.272
8/31/2021 12:00 PM	0.768		1.293
8/31/2021 12:06 PM	0.707		1.342
8/31/2021 12:12 PM	0.693		1.339
8/31/2021 12:18 PM	0.678		1.339
8/31/2021 12:24 PM	0.677		1.336
8/31/2021 12:30 PM	0.71		1.335
8/31/2021 12:36 PM	0.674		1.337
8/31/2021 12:42 PM	0.666		1.34
8/31/2021 12:48 PM	0.676		1.339
8/31/2021 12:54 PM	0.671		1.349
8/31/2021 1:00 PM	0.647		1.357
8/31/2021 1:06 PM	0.621		1.358
8/31/2021 1:12 PM	0.612		1.36
8/31/2021 1:18 PM	0.615		1.366
8/31/2021 1:24 PM	0.605		1.372
8/31/2021 1:30 PM	0.57		1.38
8/31/2021 1:36 PM	0.57		1.391
8/31/2021 1:42 PM	0.59		1.397
8/31/2021 1:48 PM	0.599		1.398
8/31/2021 1:54 PM	0.588		1.398
8/31/2021 2:00 PM	0.588		1.398
8/31/2021 2:06 PM	0.595		1.395
8/31/2021 2:12 PM	0.574		1.387
8/31/2021 2:18 PM	0.555		1.387
8/31/2021 2:24 PM	0.545		1.393
8/31/2021 2:30 PM	0.812		1.397
8/31/2021 2:36 PM	1.11		1.4
8/31/2021 2:42 PM	1.067		1.402
8/31/2021 2:48 PM	1.005		1.409
8/31/2021 2:54 PM	0.803		1.412
8/31/2021 3:00 PM	0.841		1.416
8/31/2021 3:06 PM	0.996		1.416
8/31/2021 3:12 PM	0.888		1.421
8/31/2021 3:18 PM	0.873		1.421
8/31/2021 3:24 PM	0.882		1.424
8/31/2021 3:30 PM	0.894		1.429

**Opacity Data Summary Report**

**Company:** New York City D.E.P.  
 North River Wastewater Resource Recovery Facility  
 New York, NY 10031



**Data Group:** Valid Data  
**Report Name:** 3rd Quarter 2021

**Start of Report:** 7/1/2021 0:00  
**End of Report:** 9/30/2021 23:54

All Opacity Data

Date & Time	PE 1	PE 2	PE 4
	%	%	%
8/31/2021 3:36 PM	0.87		1.433
8/31/2021 3:42 PM	0.851		1.433
8/31/2021 3:48 PM	0.698		1.436
8/31/2021 3:54 PM	0.428		1.436
8/31/2021 4:00 PM	0.389		1.438
8/31/2021 4:06 PM	0.421		1.437
8/31/2021 4:12 PM	0.435		1.446
8/31/2021 4:18 PM	0.432		1.45
8/31/2021 4:24 PM	0.456		1.451
8/31/2021 4:30 PM	0.459		1.456
8/31/2021 4:36 PM	0.467		1.459
8/31/2021 4:42 PM	0.459		1.456
8/31/2021 4:48 PM	0.45		1.455
8/31/2021 4:54 PM	0.459		1.457
8/31/2021 5:00 PM	0.464		1.459
8/31/2021 5:06 PM	0.488		1.46
8/31/2021 5:12 PM	0.501		1.458
8/31/2021 5:18 PM	0.496		1.454
8/31/2021 5:24 PM	0.508		1.459
8/31/2021 5:30 PM	0.505		1.466
8/31/2021 5:36 PM	0.504		1.467
8/31/2021 5:42 PM	0.502		1.464
8/31/2021 5:48 PM	0.514		1.464
8/31/2021 5:54 PM	0.537		1.468
8/31/2021 6:00 PM	0.526		1.471
8/31/2021 6:06 PM	0.555		1.471
8/31/2021 6:12 PM	0.544		1.472
8/31/2021 6:18 PM	0.561		1.473
8/31/2021 6:24 PM	0.584		1.474
8/31/2021 6:30 PM	0.582		1.48
8/31/2021 6:36 PM	0.569		1.479
8/31/2021 6:42 PM	0.547		1.482
8/31/2021 6:48 PM	0.551		1.496
8/31/2021 6:54 PM	0.561		1.507
8/31/2021 7:00 PM	0.553		1.514
8/31/2021 7:06 PM	0.545		1.513
8/31/2021 7:12 PM	0.555		1.511
8/31/2021 7:18 PM	0.555		1.511
8/31/2021 7:24 PM	0.542		1.516
8/31/2021 7:30 PM	0.537		1.519
8/31/2021 7:36 PM	0.532		1.519
8/31/2021 7:42 PM	0.532		1.517
8/31/2021 7:48 PM	0.54		1.519
8/31/2021 7:54 PM	0.536		1.523
8/31/2021 8:00 PM	0.519		1.522
8/31/2021 8:06 PM	0.505		1.524
8/31/2021 8:12 PM	0.509		1.523
8/31/2021 8:18 PM	0.495		1.524
8/31/2021 8:24 PM	0.477		1.526
8/31/2021 8:30 PM	0.486		1.523

## Opacity Data Summary Report

**Company:** New York City D.E.P.  
North River Wastewater Resource Recovery Facility  
New York, NY 10031



**Data Group:** Valid Data  
**Report Name:** 3rd Quarter 2021

**Start of Report:** 7/1/2021 0:00  
**End of Report:** 9/30/2021 23:54

All Opacity Data

Date & Time	PE 1	PE 2	PE 4
	%	%	%
8/31/2021 8:36 PM	0.504		1.527
8/31/2021 8:42 PM	0.525		1.531
8/31/2021 8:48 PM	0.538		1.529
8/31/2021 8:54 PM	0.503		1.533
8/31/2021 9:00 PM	0.479		1.535
8/31/2021 9:06 PM	0.488		1.533
8/31/2021 9:12 PM	0.51		1.536
8/31/2021 9:18 PM	0.527		1.537
8/31/2021 9:24 PM	0.523		1.531
8/31/2021 9:30 PM	0.528		1.537
8/31/2021 9:36 PM	0.512		1.546
8/31/2021 9:42 PM	0.511		1.549
8/31/2021 9:48 PM	0.507		1.551
8/31/2021 9:54 PM	0.492		1.553
8/31/2021 10:00 PM	0.481		1.553
8/31/2021 10:06 PM	0.471		1.553
8/31/2021 10:12 PM	0.493		1.557
8/31/2021 10:18 PM	0.653		1.557
8/31/2021 10:24 PM	0.738		1.557
8/31/2021 10:30 PM	0.587		1.557
8/31/2021 10:36 PM	0.558		1.558
8/31/2021 10:42 PM	0.547		1.559
8/31/2021 10:48 PM	0.505		1.559
8/31/2021 10:54 PM	0.503		1.56
8/31/2021 11:00 PM	0.552		1.561
8/31/2021 11:06 PM	0.556		1.563
8/31/2021 11:12 PM	0.564		1.563
8/31/2021 11:18 PM	0.532		1.565
8/31/2021 11:24 PM	0.51		1.57
8/31/2021 11:30 PM	0.531		1.566
8/31/2021 11:36 PM	0.543		1.57
8/31/2021 11:42 PM	0.575		1.571
8/31/2021 11:48 PM	0.603		1.568
8/31/2021 11:54 PM	0.566		1.571
9/1/2021 12:00 AM	0.527		1.571
9/1/2021 12:06 AM	0.537		1.573
9/1/2021 12:12 AM	0.53		1.577
9/1/2021 12:18 AM	0.526		1.578
9/1/2021 12:24 AM	0.543		1.576
9/1/2021 12:30 AM	0.564		1.573
9/1/2021 12:36 AM	0.544		1.577
9/1/2021 12:42 AM	0.518		1.576
9/1/2021 12:48 AM	0.545		1.574
9/1/2021 12:54 AM	0.552		1.573
9/1/2021 1:00 AM	0.56		1.575
9/1/2021 1:06 AM	0.543		1.578
9/1/2021 1:12 AM	0.513		1.581
9/1/2021 1:18 AM	0.497		1.585
9/1/2021 1:24 AM	0.524		1.586
9/1/2021 1:30 AM	0.525		1.587

## Opacity Data Summary Report

**Company:** New York City D.E.P.  
 North River Wastewater Resource Recovery Facility  
 New York, NY 10031



**Data Group:** Valid Data  
**Report Name:** 3rd Quarter 2021

**Start of Report:** 7/1/2021 0:00  
**End of Report:** 9/30/2021 23:54

All Opacity Data

Date & Time	PE 1	PE 2	PE 4
	%	%	%
9/1/2021 1:36 AM	0.541		1.588
9/1/2021 1:42 AM	0.539		1.586
9/1/2021 1:48 AM	0.527		1.585
9/1/2021 1:54 AM	0.519		1.584
9/1/2021 2:00 AM	0.496		1.587
9/1/2021 2:06 AM	0.513		1.59
9/1/2021 2:12 AM	0.485		1.59
9/1/2021 2:18 AM	0.467		1.592
9/1/2021 2:24 AM	0.478		1.592
9/1/2021 2:30 AM	0.462		1.594
9/1/2021 2:36 AM	0.445		1.597
9/1/2021 2:42 AM	0.459		1.598
9/1/2021 2:48 AM	0.48		1.6
9/1/2021 2:54 AM	0.467		1.599
9/1/2021 3:00 AM	0.465		1.598
9/1/2021 3:06 AM	0.487		1.61
9/1/2021 3:12 AM	0.525		1.642
9/1/2021 3:18 AM	0.552		1.666
9/1/2021 3:24 AM	0.536		1.68
9/1/2021 3:30 AM	0.503		1.681
9/1/2021 3:36 AM	0.508		1.69
9/1/2021 3:42 AM	0.498		1.693
9/1/2021 3:48 AM	0.47		1.685
9/1/2021 3:54 AM	0.468		1.676
9/1/2021 4:00 AM	0.44		1.663
9/1/2021 4:06 AM	0.418		1.652
9/1/2021 4:12 AM	0.397		5.364
9/1/2021 4:18 AM	-0.005		10.745
9/1/2021 4:24 AM	-0.431		7.438
9/1/2021 4:30 AM	-0.456		5.267
9/1/2021 4:36 AM	-0.463		4.798
9/1/2021 4:42 AM	-0.48		4.202
9/1/2021 4:48 AM	-0.42		4.033
9/1/2021 4:54 AM	-0.37		3.987
9/1/2021 5:00 AM	-0.387		3.969
9/1/2021 5:06 AM	-0.349		3.969
9/1/2021 5:12 AM	-0.331		3.978
9/1/2021 5:18 AM	-0.286		3.973
9/1/2021 5:24 AM	-0.25		3.981
9/1/2021 5:30 AM	-0.236		4.002
9/1/2021 5:36 AM	-0.247		4.049
9/1/2021 5:42 AM	-0.238		4.096
9/1/2021 5:48 AM	-0.194		4.118
9/1/2021 5:54 AM	-0.155		4.145
9/1/2021 6:00 AM	-0.094		4.131
9/1/2021 6:06 AM	-0.07		4.093
9/1/2021 6:12 AM	-0.079		4.044
9/1/2021 6:18 AM	-0.076		3.985
9/1/2021 6:24 AM	-0.111		4.014
9/1/2021 6:30 AM	-0.093		4.088

**Opacity Data Summary Report**

**Company:** New York City D.E.P.  
 North River Wastewater Resource Recovery Facility  
 New York, NY 10031



**Data Group:** Valid Data  
**Report Name:** 3rd Quarter 2021

**Start of Report:** 7/1/2021 0:00  
**End of Report:** 9/30/2021 23:54

All Opacity Data

Date & Time	PE 1	PE 2	PE 4
	%	%	%
9/1/2021 6:36 AM	---		---
9/1/2021 6:42 AM	---		---
9/1/2021 6:48 AM	---		---
9/1/2021 6:54 AM	---		---
9/1/2021 7:00 AM	---		---
9/1/2021 7:06 AM	---		---
9/1/2021 7:12 AM	---		---
9/1/2021 7:18 AM	---		
9/1/2021 7:24 AM	---		
9/1/2021 7:30 AM	---		
9/1/2021 7:36 AM	---		
9/1/2021 7:42 AM	---		
9/1/2021 7:48 AM	---		
9/1/2021 7:54 AM	---		
9/1/2021 8:00 AM	---		
9/1/2021 8:06 AM	---		
9/1/2021 8:12 AM	---		
9/1/2021 8:18 AM	---		
9/1/2021 8:24 AM	---		
9/1/2021 8:30 AM	---		
9/1/2021 8:36 AM	---		
9/1/2021 8:42 AM	---		
9/1/2021 8:48 AM	---		
9/1/2021 8:54 AM	---		
9/1/2021 9:00 AM	---		
9/1/2021 9:06 AM	---		
9/1/2021 9:12 AM	---		
9/1/2021 9:18 AM	---		
9/1/2021 9:24 AM	---		
9/1/2021 9:30 AM	---		
9/1/2021 9:36 AM	---		
9/1/2021 9:42 AM	---		
9/1/2021 9:48 AM	---		
9/1/2021 9:54 AM	---		
9/1/2021 10:00 AM	---		
9/1/2021 10:06 AM	---		
9/1/2021 10:12 AM	---		
9/1/2021 10:18 AM	---		
9/1/2021 10:24 AM	---		
9/1/2021 10:30 AM	---		
9/1/2021 10:36 AM	---		
9/1/2021 10:42 AM	---		
9/1/2021 10:48 AM	---		
9/1/2021 10:54 AM	---		
9/1/2021 11:00 AM	---		
9/1/2021 11:06 AM	---		
9/1/2021 11:12 AM	---		
9/1/2021 11:18 AM	---		
9/1/2021 11:24 AM	---		
9/1/2021 11:30 AM	---		

**Opacity Data Summary Report**

**Company:** New York City D.E.P.  
 North River Wastewater Resource Recovery Facility  
 New York, NY 10031



**Data Group:** Valid Data  
**Report Name:** 3rd Quarter 2021

**Start of Report:** 7/1/2021 0:00  
**End of Report:** 9/30/2021 23:54

All Opacity Data

Date & Time	PE 1	PE 2	PE 4
	%	%	%
9/1/2021 11:36 AM	---		
9/1/2021 11:42 AM	---		
9/1/2021 11:48 AM	---		
9/1/2021 11:54 AM	---		
9/1/2021 12:00 PM	---		
9/1/2021 12:06 PM	---		
9/1/2021 12:12 PM	---		
9/1/2021 12:18 PM	---		
9/1/2021 12:24 PM	---		
9/1/2021 12:30 PM	---		
9/1/2021 12:36 PM	---		
9/1/2021 12:42 PM	---		
9/1/2021 12:48 PM	---		
9/1/2021 12:54 PM	---		
9/1/2021 1:00 PM	---		
9/1/2021 1:06 PM	---		
9/1/2021 1:12 PM	---		
9/1/2021 1:18 PM	---		
9/1/2021 1:24 PM	---		
9/1/2021 1:30 PM	---		
9/1/2021 1:36 PM	---		
9/1/2021 1:42 PM	---		
9/1/2021 1:48 PM	---		
9/1/2021 1:54 PM	---		
9/1/2021 2:00 PM	---		
9/1/2021 2:06 PM	---		
9/1/2021 2:12 PM	---		
9/1/2021 2:18 PM	---		
9/1/2021 2:24 PM	---		
9/1/2021 2:30 PM	---		
9/1/2021 2:36 PM	---		
9/1/2021 2:42 PM	---		
9/1/2021 2:48 PM	---		
9/1/2021 2:54 PM	---		
9/1/2021 3:00 PM	---		
9/1/2021 3:06 PM	---		
9/1/2021 3:12 PM	---		
9/1/2021 3:18 PM	---		
9/1/2021 3:24 PM	---		
9/1/2021 3:30 PM	---		
9/1/2021 3:36 PM	---		
9/1/2021 3:42 PM	---		
9/1/2021 3:48 PM	---		
9/1/2021 3:54 PM	---		
9/1/2021 4:00 PM	---		
9/1/2021 4:06 PM	---		
9/1/2021 4:12 PM	---		
9/1/2021 4:18 PM	---		
9/1/2021 4:24 PM	---		
9/1/2021 4:30 PM	---		

## Opacity Data Summary Report

**Company:** New York City D.E.P.  
 North River Wastewater Resource Recovery Facility  
 New York, NY 10031



**Data Group:** Valid Data  
**Report Name:** 3rd Quarter 2021

**Start of Report:** 7/1/2021 0:00  
**End of Report:** 9/30/2021 23:54

All Opacity Data

Date & Time	PE 1	PE 2	PE 4
	%	%	%
9/1/2021 4:36 PM	---		
9/1/2021 4:42 PM	---		
9/1/2021 4:48 PM	---		
9/1/2021 4:54 PM	---		
9/1/2021 5:00 PM	---		
9/1/2021 5:06 PM	---		
9/1/2021 5:12 PM	---		
9/1/2021 5:18 PM	---		
9/1/2021 5:24 PM	---		
9/1/2021 5:30 PM	---		
9/1/2021 5:36 PM	---		
9/1/2021 5:42 PM	---		
9/1/2021 5:48 PM	---		
9/1/2021 5:54 PM	---		
9/1/2021 6:00 PM	---		
9/1/2021 6:06 PM	---		
9/1/2021 6:12 PM	---		
9/1/2021 6:18 PM	---		
9/1/2021 6:24 PM	---		
9/1/2021 6:30 PM	---		
9/1/2021 6:36 PM	---		
9/1/2021 6:42 PM	---		
9/1/2021 6:48 PM	---		
9/1/2021 6:54 PM	---		
9/1/2021 7:00 PM	---		
9/1/2021 7:06 PM	---		
9/1/2021 7:12 PM	---		
9/1/2021 7:18 PM	---		
9/1/2021 7:24 PM	---		
9/1/2021 7:30 PM	---		
9/1/2021 7:36 PM	---		
9/1/2021 7:42 PM	---		
9/1/2021 7:48 PM	---		
9/1/2021 7:54 PM	---		
9/1/2021 8:00 PM	---		
9/1/2021 8:06 PM	---		
9/1/2021 8:12 PM	---		
9/1/2021 8:18 PM	---		
9/1/2021 8:24 PM	---		
9/1/2021 8:30 PM	---		
9/1/2021 8:36 PM	---		
9/1/2021 8:42 PM	---		
9/1/2021 8:48 PM	---		
9/1/2021 8:54 PM	---		
9/1/2021 9:00 PM	---		
9/1/2021 9:06 PM	---		
9/1/2021 9:12 PM	---		
9/1/2021 9:18 PM	---		
9/1/2021 9:24 PM	---		
9/1/2021 9:30 PM	---		



**Opacity Data Summary Report**

**Company:** New York City D.E.P.  
 North River Wastewater Resource Recovery Facility  
 New York, NY 10031



**Data Group:** Valid Data  
**Report Name:** 3rd Quarter 2021

**Start of Report:** 7/1/2021 0:00  
**End of Report:** 9/30/2021 23:54

All Opacity Data

Date & Time	PE 1	PE 2	PE 4
	%	%	%
9/1/2021 9:36 PM	---		
9/1/2021 9:42 PM	---		
9/1/2021 9:48 PM	---		
9/1/2021 9:54 PM	---		
9/1/2021 10:00 PM	---		
9/1/2021 10:06 PM	---		
9/1/2021 10:12 PM	---		
9/1/2021 10:18 PM	---		
9/1/2021 10:24 PM	---		
9/1/2021 10:30 PM	---		
9/1/2021 10:36 PM	---		
9/1/2021 10:42 PM	---		
9/1/2021 10:48 PM	---		
9/1/2021 10:54 PM	---		
9/1/2021 11:00 PM	---		
9/1/2021 11:06 PM	---		
9/1/2021 11:12 PM	---		
9/1/2021 11:18 PM	---		
9/1/2021 11:24 PM	---		
9/1/2021 11:30 PM	---		
9/1/2021 11:36 PM	---		
9/1/2021 11:42 PM	---		
9/1/2021 11:48 PM	---		
9/1/2021 11:54 PM	---		
9/2/2021 12:00 AM	---		
9/2/2021 12:06 AM	---		
9/2/2021 12:12 AM	---		
9/2/2021 12:18 AM	---		
9/2/2021 12:24 AM	---		
9/2/2021 12:30 AM	---		
9/2/2021 12:36 AM	---		
9/2/2021 12:42 AM	---		
9/2/2021 12:48 AM	---		
9/2/2021 12:54 AM	---		
9/2/2021 1:00 AM	---		
9/2/2021 1:06 AM	---		
9/2/2021 1:12 AM	---		
9/2/2021 1:18 AM	---		
9/2/2021 1:24 AM	---		
9/2/2021 1:30 AM	---		
9/2/2021 1:36 AM	---		
9/2/2021 1:42 AM	---		
9/2/2021 1:48 AM	---		
9/2/2021 1:54 AM	---		
9/2/2021 2:00 AM	---		
9/2/2021 2:06 AM	---		
9/2/2021 2:12 AM	---		
9/2/2021 2:18 AM	---		
9/2/2021 2:24 AM	---		
9/2/2021 2:30 AM	---		

**Opacity Data Summary Report**

**Company:** New York City D.E.P.  
 North River Wastewater Resource Recovery Facility  
 New York, NY 10031



**Data Group:** Valid Data  
**Report Name:** 3rd Quarter 2021

**Start of Report:** 7/1/2021 0:00  
**End of Report:** 9/30/2021 23:54

All Opacity Data

Date & Time	PE 1	PE 2	PE 4
	%	%	%
9/2/2021 2:36 AM	---		
9/2/2021 2:42 AM	---		
9/2/2021 2:48 AM	---		
9/2/2021 2:54 AM	---		
9/2/2021 3:00 AM	---		
9/2/2021 3:06 AM	---		
9/2/2021 3:12 AM	---		
9/2/2021 3:18 AM	---		
9/2/2021 3:24 AM	---		
9/2/2021 3:30 AM	---		
9/2/2021 3:36 AM	---		
9/2/2021 3:42 AM	---		
9/2/2021 3:48 AM	---		
9/2/2021 3:54 AM	---		
9/2/2021 4:00 AM	---		
9/2/2021 4:06 AM	---		
9/2/2021 4:12 AM	---		
9/2/2021 4:18 AM	---		
9/2/2021 4:24 AM	---		
9/2/2021 4:30 AM	---		
9/2/2021 4:36 AM	---		
9/2/2021 4:42 AM	---		
9/2/2021 4:48 AM	---		
9/2/2021 4:54 AM	---		
9/2/2021 5:00 AM	---		
9/2/2021 5:06 AM	---		
9/2/2021 5:12 AM	---		
9/2/2021 5:18 AM	---		
9/2/2021 5:24 AM	---		
9/2/2021 5:30 AM	---		
9/2/2021 5:36 AM	---		
9/2/2021 5:42 AM	---		
9/2/2021 5:48 AM	---		
9/2/2021 5:54 AM	---		
9/2/2021 6:00 AM	---		
9/2/2021 6:06 AM	---		
9/2/2021 6:12 AM	---		
9/2/2021 6:18 AM	---		
9/2/2021 6:24 AM	---		
9/2/2021 6:30 AM	---		
9/2/2021 6:36 AM	---		
9/2/2021 6:42 AM	---		
9/2/2021 6:48 AM	---		
9/2/2021 6:54 AM	---		
9/2/2021 7:00 AM	---		
9/2/2021 7:06 AM	---		
9/2/2021 7:12 AM	---		
9/2/2021 7:18 AM	---		
9/2/2021 7:24 AM	---		
9/2/2021 7:30 AM	---		

## Opacity Data Summary Report

**Company:** New York City D.E.P.  
 North River Wastewater Resource Recovery Facility  
 New York, NY 10031



**Data Group:** Valid Data  
**Report Name:** 3rd Quarter 2021

**Start of Report:** 7/1/2021 0:00  
**End of Report:** 9/30/2021 23:54

All Opacity Data

Date & Time	PE 1	PE 2	PE 4
	%	%	%
9/2/2021 7:36 AM	---		
9/2/2021 7:42 AM	---		
9/2/2021 7:48 AM	---		
9/2/2021 7:54 AM	---		
9/2/2021 8:00 AM	---		
9/2/2021 8:06 AM	---		
9/2/2021 8:12 AM	---		
9/2/2021 8:18 AM	---		
9/2/2021 8:24 AM	---		
9/2/2021 8:30 AM	---		
9/2/2021 8:36 AM	---		
9/2/2021 8:42 AM	---		
9/2/2021 8:48 AM	---		
9/2/2021 8:54 AM	---		
9/2/2021 9:00 AM	---		
9/2/2021 9:06 AM	---		
9/2/2021 9:12 AM	---		
9/2/2021 9:18 AM	---		
9/2/2021 9:24 AM	---		
9/2/2021 9:30 AM	---		
9/2/2021 9:36 AM	---		
9/2/2021 9:42 AM	---		
9/2/2021 9:48 AM	---		
9/2/2021 9:54 AM	---		
9/2/2021 10:00 AM	---		
9/2/2021 10:06 AM	---		
9/2/2021 10:12 AM	---		
9/2/2021 10:18 AM	---		
9/2/2021 10:24 AM	---		
9/2/2021 10:30 AM	---		
9/2/2021 10:36 AM	---		
9/2/2021 10:42 AM	---		
9/2/2021 10:48 AM	---		
9/2/2021 10:54 AM	---		
9/2/2021 11:00 AM	---		
9/2/2021 11:06 AM	---		
9/2/2021 11:12 AM	---		
9/2/2021 11:18 AM	---		
9/2/2021 11:24 AM	---		
9/2/2021 11:30 AM	---		
9/2/2021 11:36 AM	---		
9/2/2021 11:42 AM	---		
9/2/2021 11:48 AM	---		
9/2/2021 11:54 AM	---		
9/2/2021 12:00 PM	---		
9/2/2021 12:06 PM	---		
9/2/2021 12:12 PM	---		
9/2/2021 12:18 PM	---		
9/2/2021 12:24 PM	---		
9/2/2021 12:30 PM	---		

**Opacity Data Summary Report**

**Company:** New York City D.E.P.  
 North River Wastewater Resource Recovery Facility  
 New York, NY 10031



**Data Group:** Valid Data  
**Report Name:** 3rd Quarter 2021

**Start of Report:** 7/1/2021 0:00  
**End of Report:** 9/30/2021 23:54

All Opacity Data

Date & Time	PE 1	PE 2	PE 4
	%	%	%
9/2/2021 12:36 PM	---		
9/2/2021 12:42 PM	---		
9/2/2021 12:48 PM	---		
9/2/2021 12:54 PM	---		
9/2/2021 1:00 PM	---		
9/2/2021 1:06 PM	---		
9/2/2021 1:12 PM	---		
9/2/2021 1:18 PM	---		
9/2/2021 1:24 PM	---		
9/2/2021 1:30 PM	---		
9/2/2021 1:36 PM	---		
9/2/2021 1:42 PM	---		
9/2/2021 1:48 PM	---		
9/2/2021 1:54 PM	---		
9/2/2021 2:00 PM	---		
9/2/2021 2:06 PM	---		
9/2/2021 2:12 PM	---		
9/2/2021 2:18 PM	---		
9/2/2021 2:24 PM	---		
9/2/2021 2:30 PM	---		
9/2/2021 2:36 PM	---		
9/2/2021 2:42 PM	---		
9/2/2021 2:48 PM	---		
9/2/2021 2:54 PM	---		
9/2/2021 3:00 PM	---		
9/2/2021 3:06 PM	---		
9/2/2021 3:12 PM	---		
9/2/2021 3:18 PM	---		
9/2/2021 3:24 PM	---		
9/2/2021 3:30 PM	---		
9/2/2021 3:36 PM	---		
9/2/2021 3:42 PM	---		
9/2/2021 3:48 PM	---		
9/2/2021 3:54 PM	---		
9/2/2021 4:00 PM	---		
9/2/2021 4:06 PM	---		
9/2/2021 4:12 PM	---		
9/2/2021 4:18 PM	---		
9/2/2021 4:24 PM	---		
9/2/2021 4:30 PM	---		
9/2/2021 4:36 PM	---		
9/2/2021 4:42 PM	---		
9/2/2021 4:48 PM	---		
9/2/2021 4:54 PM	---		
9/2/2021 5:00 PM	---		
9/2/2021 5:06 PM	---		
9/2/2021 5:12 PM	---		
9/2/2021 5:18 PM	---		
9/2/2021 5:24 PM	---		
9/2/2021 5:30 PM	---		

**Opacity Data Summary Report**

**Company:** New York City D.E.P.  
 North River Wastewater Resource Recovery Facility  
 New York, NY 10031



**Data Group:** Valid Data  
**Report Name:** 3rd Quarter 2021

**Start of Report:** 7/1/2021 0:00  
**End of Report:** 9/30/2021 23:54

All Opacity Data

Date & Time	PE 1	PE 2	PE 4
	%	%	%
9/2/2021 5:36 PM	---		
9/2/2021 5:42 PM	---		
9/2/2021 5:48 PM	---		
9/2/2021 5:54 PM	---		
9/2/2021 6:00 PM	---		
9/2/2021 6:06 PM	---		
9/2/2021 6:12 PM	---		
9/2/2021 6:18 PM	---		
9/2/2021 6:24 PM	---		
9/2/2021 6:30 PM	---		
9/2/2021 6:36 PM	---		
9/2/2021 6:42 PM	---		
9/2/2021 6:48 PM	---		
9/2/2021 6:54 PM	---		
9/2/2021 7:00 PM	---		
9/2/2021 7:06 PM	---		
9/2/2021 7:12 PM	---		
9/2/2021 7:18 PM	---		
9/2/2021 7:24 PM	---		
9/2/2021 7:30 PM	---		
9/2/2021 7:36 PM	---		
9/2/2021 7:42 PM	---		
9/2/2021 7:48 PM	---		
9/2/2021 7:54 PM	---		
9/2/2021 8:00 PM	---		
9/2/2021 8:06 PM	---		
9/2/2021 8:12 PM	---		
9/2/2021 8:18 PM	---		
9/2/2021 8:24 PM	---		
9/2/2021 8:30 PM	---		
9/2/2021 8:36 PM	---		
9/2/2021 8:42 PM	---		
9/2/2021 8:48 PM	---		
9/2/2021 8:54 PM	---		
9/2/2021 9:00 PM	---		
9/2/2021 9:06 PM	---		
9/2/2021 9:12 PM	---		
9/2/2021 9:18 PM	---		
9/2/2021 9:24 PM	---		
9/2/2021 9:30 PM	---		
9/2/2021 9:36 PM	---		
9/2/2021 9:42 PM	---		
9/2/2021 9:48 PM	---		
9/2/2021 9:54 PM	---		
9/2/2021 10:00 PM	---		
9/2/2021 10:06 PM	---		
9/2/2021 10:12 PM	---		
9/2/2021 10:18 PM	---		
9/2/2021 10:24 PM	---		
9/2/2021 10:30 PM	---		

## Opacity Data Summary Report

**Company:** New York City D.E.P.  
 North River Wastewater Resource Recovery Facility  
 New York, NY 10031



**Data Group:** Valid Data  
**Report Name:** 3rd Quarter 2021

**Start of Report:** 7/1/2021 0:00  
**End of Report:** 9/30/2021 23:54

All Opacity Data

Date & Time	PE 1	PE 2	PE 4
	%	%	%
9/2/2021 10:36 PM	---		
9/2/2021 10:42 PM	---		
9/2/2021 10:48 PM	---		
9/2/2021 10:54 PM	---		
9/2/2021 11:00 PM	---		
9/2/2021 11:06 PM	---		
9/2/2021 11:12 PM	---		
9/2/2021 11:18 PM	---		
9/2/2021 11:24 PM	---		
9/2/2021 11:30 PM	---		
9/2/2021 11:36 PM	---		
9/2/2021 11:42 PM	---		
9/2/2021 11:48 PM	---		
9/2/2021 11:54 PM	---		
9/3/2021 12:00 AM	---		
9/3/2021 12:06 AM	---		
9/3/2021 12:12 AM	---		
9/3/2021 12:18 AM	---		
9/3/2021 12:24 AM	---		
9/3/2021 12:30 AM	---		
9/3/2021 12:36 AM	---		
9/3/2021 12:42 AM	---		
9/3/2021 12:48 AM	---		
9/3/2021 12:54 AM	---		
9/3/2021 1:00 AM	---		
9/3/2021 1:06 AM	---		
9/3/2021 1:12 AM	---		
9/3/2021 1:18 AM	---		
9/3/2021 1:24 AM	---		
9/3/2021 1:30 AM	---		
9/3/2021 1:36 AM	---		
9/3/2021 1:42 AM	---		
9/3/2021 1:48 AM	---		
9/3/2021 1:54 AM	---		
9/3/2021 2:00 AM	---		
9/3/2021 2:06 AM	---		
9/3/2021 2:12 AM	---		
9/3/2021 2:18 AM	---		
9/3/2021 2:24 AM	---		
9/3/2021 2:30 AM	---		
9/3/2021 2:36 AM	---		
9/3/2021 2:42 AM	---		
9/3/2021 2:48 AM	---		
9/3/2021 2:54 AM	---		
9/3/2021 3:00 AM	---		
9/3/2021 3:06 AM	---		
9/3/2021 3:12 AM	---		
9/3/2021 3:18 AM	---		
9/3/2021 3:24 AM	---		
9/3/2021 3:30 AM	---		

**Opacity Data Summary Report**

**Company:** New York City D.E.P.  
 North River Wastewater Resource Recovery Facility  
 New York, NY 10031



**Data Group:** Valid Data  
**Report Name:** 3rd Quarter 2021

**Start of Report:** 7/1/2021 0:00  
**End of Report:** 9/30/2021 23:54

All Opacity Data

Date & Time	PE 1	PE 2	PE 4
	%	%	%
9/3/2021 3:36 AM	---		
9/3/2021 3:42 AM	---		
9/3/2021 3:48 AM	---		
9/3/2021 3:54 AM	---		
9/3/2021 4:00 AM	---		
9/3/2021 4:06 AM	---		
9/3/2021 4:12 AM	---		
9/3/2021 4:18 AM	---		
9/3/2021 4:24 AM	---		
9/3/2021 4:30 AM	---		
9/3/2021 4:36 AM	---		
9/3/2021 4:42 AM	---		
9/3/2021 4:48 AM	---		
9/3/2021 4:54 AM	---		
9/3/2021 5:00 AM	---		
9/3/2021 5:06 AM	---		
9/3/2021 5:12 AM	---		
9/3/2021 5:18 AM	---		
9/3/2021 5:24 AM	---		
9/3/2021 5:30 AM	---		
9/3/2021 5:36 AM	---		
9/3/2021 5:42 AM	---		
9/3/2021 5:48 AM	---		
9/3/2021 5:54 AM	---		
9/3/2021 6:00 AM	---		
9/3/2021 6:06 AM	---		
9/3/2021 6:12 AM	---		
9/3/2021 6:18 AM	---		
9/3/2021 6:24 AM	---		
9/3/2021 6:30 AM	---		
9/3/2021 6:36 AM	---		
9/3/2021 6:42 AM	---		
9/3/2021 6:48 AM	---		
9/3/2021 6:54 AM	---		
9/3/2021 7:00 AM	---		
9/3/2021 7:06 AM	---		
9/3/2021 7:12 AM	---		
9/3/2021 7:18 AM	---		
9/3/2021 7:24 AM	---		
9/3/2021 7:30 AM	---		
9/3/2021 7:36 AM	---		
9/3/2021 7:42 AM	---		
9/3/2021 7:48 AM	---		
9/3/2021 7:54 AM	---		
9/3/2021 8:00 AM	---		
9/3/2021 8:06 AM	---		
9/3/2021 8:12 AM	---		
9/3/2021 8:18 AM	---		
9/3/2021 8:24 AM	---		
9/3/2021 8:30 AM	---		

## Opacity Data Summary Report

**Company:** New York City D.E.P.  
North River Wastewater Resource Recovery Facility  
New York, NY 10031



**Data Group:** Valid Data  
**Report Name:** 3rd Quarter 2021

**Start of Report:** 7/1/2021 0:00  
**End of Report:** 9/30/2021 23:54

All Opacity Data

Date & Time	PE 1	PE 2	PE 4
	%	%	%
9/3/2021 8:36 AM	---		
9/3/2021 8:42 AM	---		
9/3/2021 8:48 AM	---		
9/3/2021 8:54 AM	---		
9/3/2021 9:00 AM	---		
9/3/2021 9:06 AM	---		
9/3/2021 9:12 AM	---		
9/3/2021 9:18 AM	---		
9/3/2021 9:24 AM	---		
9/3/2021 9:30 AM	---		
9/3/2021 9:36 AM	---		
9/3/2021 9:42 AM	---		
9/3/2021 9:48 AM	---		
9/3/2021 9:54 AM	---		
9/3/2021 10:00 AM	---		
9/3/2021 10:06 AM	---		
9/3/2021 10:12 AM	---		
9/3/2021 10:18 AM	---		
9/3/2021 10:24 AM	---		
9/3/2021 10:30 AM	---		
9/3/2021 10:36 AM	---		
9/3/2021 10:42 AM	---		
9/3/2021 10:48 AM	---		
9/3/2021 10:54 AM	---		
9/3/2021 11:00 AM	---		
9/3/2021 11:06 AM	---		
9/3/2021 11:12 AM	---		
9/3/2021 11:18 AM	---		
9/3/2021 11:24 AM	---		
9/3/2021 11:30 AM	---		---
9/3/2021 11:36 AM	0.466		4.239
9/3/2021 11:42 AM	0.532		4.134
9/3/2021 11:48 AM	0.554		4.106
9/3/2021 11:54 AM	0.398		4.113
9/3/2021 12:00 PM	0.529		4.139
9/3/2021 12:06 PM	1.36		4.123
9/3/2021 12:12 PM	1.285		3.975
9/3/2021 12:18 PM	1.281		3.91
9/3/2021 12:24 PM	1.287		3.929
9/3/2021 12:30 PM	1.316		3.943
9/3/2021 12:36 PM	1.319		3.962
9/3/2021 12:42 PM	1.328		3.959
9/3/2021 12:48 PM	1.35		4.014
9/3/2021 12:54 PM	1.343		4.028
9/3/2021 1:00 PM	1.35		3.993
9/3/2021 1:06 PM	1.413		3.99
9/3/2021 1:12 PM	1.421		4.018
9/3/2021 1:18 PM	1.403		4.002
9/3/2021 1:24 PM	1.384		3.957
9/3/2021 1:30 PM	1.361		3.985



## Opacity Data Summary Report

**Company:** New York City D.E.P.  
 North River Wastewater Resource Recovery Facility  
 New York, NY 10031



**Data Group:** Valid Data  
**Report Name:** 3rd Quarter 2021

**Start of Report:** 7/1/2021 0:00  
**End of Report:** 9/30/2021 23:54

All Opacity Data

Date & Time	PE 1	PE 2	PE 4
	%	%	%
9/3/2021 1:36 PM	1.377		4.002
9/3/2021 1:42 PM	1.388		3.982
9/3/2021 1:48 PM	1.41		3.982
9/3/2021 1:54 PM	1.44		4.028
9/3/2021 2:00 PM	1.426		4.073
9/3/2021 2:06 PM	1.423		4.041
9/3/2021 2:12 PM	1.413		3.999
9/3/2021 2:18 PM	1.396		4.004
9/3/2021 2:24 PM	1.405		4.002
9/3/2021 2:30 PM	1.409		4.004
9/3/2021 2:36 PM	1.403		4.01
9/3/2021 2:42 PM	1.412		4.009
9/3/2021 2:48 PM	1.44		4.013
9/3/2021 2:54 PM	1.419		4.034
9/3/2021 3:00 PM	1.395		4.041
9/3/2021 3:06 PM	1.415		4.052
9/3/2021 3:12 PM	1.431		4.109
9/3/2021 3:18 PM	1.429		4.167
9/3/2021 3:24 PM	1.462		4.206
9/3/2021 3:30 PM	1.448		4.184
9/3/2021 3:36 PM	1.417		4.158
9/3/2021 3:42 PM	1.399		4.179
9/3/2021 3:48 PM	1.403		4.196
9/3/2021 3:54 PM	1.402		4.162
9/3/2021 4:00 PM	1.418		4.17
9/3/2021 4:06 PM	1.426		4.193
9/3/2021 4:12 PM	1.413		4.172
9/3/2021 4:18 PM	1.401		4.183
9/3/2021 4:24 PM	1.38		4.199
9/3/2021 4:30 PM	1.371		4.18
9/3/2021 4:36 PM	1.372		4.128
9/3/2021 4:42 PM	1.393		4.134
9/3/2021 4:48 PM	1.387		4.162
9/3/2021 4:54 PM	1.37		4.118
9/3/2021 5:00 PM	1.365		4.096
9/3/2021 5:06 PM	1.36		4.123
9/3/2021 5:12 PM	1.34		4.202
9/3/2021 5:18 PM	1.314		4.21
9/3/2021 5:24 PM	1.3		4.167
9/3/2021 5:30 PM	1.325		4.171
9/3/2021 5:36 PM	1.328		4.22
9/3/2021 5:42 PM	1.312		4.218
9/3/2021 5:48 PM	1.335		4.144
9/3/2021 5:54 PM	1.368		4.12
9/3/2021 6:00 PM	1.377		4.141
9/3/2021 6:06 PM	1.365		4.139
9/3/2021 6:12 PM	1.351		4.131
9/3/2021 6:18 PM	1.347		4.111
9/3/2021 6:24 PM	1.343		4.11
9/3/2021 6:30 PM	1.359		4.129

## Opacity Data Summary Report

**Company:** New York City D.E.P.  
North River Wastewater Resource Recovery Facility  
New York, NY 10031



**Data Group:** Valid Data  
**Report Name:** 3rd Quarter 2021

**Start of Report:** 7/1/2021 0:00  
**End of Report:** 9/30/2021 23:54

All Opacity Data

Date & Time	PE 1	PE 2	PE 4
	%	%	%
9/3/2021 6:36 PM	1.365		4.147
9/3/2021 6:42 PM	1.343		4.124
9/3/2021 6:48 PM	1.327		4.103
9/3/2021 6:54 PM	1.347		4.092
9/3/2021 7:00 PM	1.576		4.23
9/3/2021 7:06 PM	1.644		4.309
9/3/2021 7:12 PM	1.58		4.223
9/3/2021 7:18 PM	1.548		4.204
9/3/2021 7:24 PM	1.498		4.212
9/3/2021 7:30 PM	1.454		4.243
9/3/2021 7:36 PM	1.428		4.249
9/3/2021 7:42 PM	1.428		4.226
9/3/2021 7:48 PM	1.432		4.258
9/3/2021 7:54 PM	1.435		4.266
9/3/2021 8:00 PM	1.43		4.232
9/3/2021 8:06 PM	1.415		4.205
9/3/2021 8:12 PM	1.394		4.234
9/3/2021 8:18 PM	1.422		4.212
9/3/2021 8:24 PM	1.433		4.166
9/3/2021 8:30 PM	1.402		4.152
9/3/2021 8:36 PM	1.384		4.166
9/3/2021 8:42 PM	1.395		4.175
9/3/2021 8:48 PM	1.409		4.157
9/3/2021 8:54 PM	1.408		4.129
9/3/2021 9:00 PM	1.415		4.054
9/3/2021 9:06 PM	1.399		4.018
9/3/2021 9:12 PM	1.371		4.023
9/3/2021 9:18 PM	1.364		4.05
9/3/2021 9:24 PM	1.387		4.03
9/3/2021 9:30 PM	1.398		4.018
9/3/2021 9:36 PM	1.355		3.958
9/3/2021 9:42 PM	1.328		3.487
9/3/2021 9:48 PM	1.311		3.147
9/3/2021 9:54 PM	1.306		3.148
9/3/2021 10:00 PM	1.307		3.207
9/3/2021 10:06 PM	1.338		3.198
9/3/2021 10:12 PM	1.314		3.179
9/3/2021 10:18 PM	1.29		3.179
9/3/2021 10:24 PM	1.298		3.19
9/3/2021 10:30 PM	1.298		3.205
9/3/2021 10:36 PM	1.298		3.2
9/3/2021 10:42 PM	1.302		3.221
9/3/2021 10:48 PM	1.3		3.226
9/3/2021 10:54 PM	1.312		3.223
9/3/2021 11:00 PM	1.292		3.207
9/3/2021 11:06 PM	1.295		3.219
9/3/2021 11:12 PM	1.312		3.222
9/3/2021 11:18 PM	1.473		2.779
9/3/2021 11:24 PM	1.536		1.698
9/3/2021 11:30 PM	1.395		1.261

## Opacity Data Summary Report

**Company:** New York City D.E.P.  
 North River Wastewater Resource Recovery Facility  
 New York, NY 10031



**Data Group:** Valid Data  
**Report Name:** 3rd Quarter 2021

**Start of Report:** 7/1/2021 0:00  
**End of Report:** 9/30/2021 23:54

All Opacity Data

Date & Time	PE 1	PE 2	PE 4
	%	%	%
9/3/2021 11:36 PM	1.369		1.301
9/3/2021 11:42 PM	1.345		1.311
9/3/2021 11:48 PM	1.333		1.286
9/3/2021 11:54 PM	1.357		1.304
9/4/2021 12:00 AM	1.379		1.322
9/4/2021 12:06 AM	1.382		1.315
9/4/2021 12:12 AM	1.382		1.321
9/4/2021 12:18 AM	1.388		1.306
9/4/2021 12:24 AM	1.371		1.302
9/4/2021 12:30 AM	1.357		1.286
9/4/2021 12:36 AM	1.38		1.279
9/4/2021 12:42 AM	1.387		1.295
9/4/2021 12:48 AM	1.366		1.294
9/4/2021 12:54 AM	1.385		1.298
9/4/2021 1:00 AM	1.41		1.289
9/4/2021 1:06 AM	1.429		1.296
9/4/2021 1:12 AM	1.399		1.308
9/4/2021 1:18 AM	1.406		1.319
9/4/2021 1:24 AM	1.423		1.321
9/4/2021 1:30 AM	1.401		1.339
9/4/2021 1:36 AM	1.393		1.327
9/4/2021 1:42 AM	1.429		1.302
9/4/2021 1:48 AM	1.42		1.321
9/4/2021 1:54 AM	1.416		1.322
9/4/2021 2:00 AM	1.429		1.296
9/4/2021 2:06 AM	1.414		1.301
9/4/2021 2:12 AM	1.406		1.308
9/4/2021 2:18 AM	1.414		1.303
9/4/2021 2:24 AM	1.42		1.306
9/4/2021 2:30 AM	1.431		1.297
9/4/2021 2:36 AM	1.429		1.299
9/4/2021 2:42 AM	1.403		1.29
9/4/2021 2:48 AM	1.387		1.272
9/4/2021 2:54 AM	1.412		1.283
9/4/2021 3:00 AM	1.413		1.305
9/4/2021 3:06 AM	1.413		1.307
9/4/2021 3:12 AM	1.413		1.301
9/4/2021 3:18 AM	1.439		1.313
9/4/2021 3:24 AM	1.462		1.307
9/4/2021 3:30 AM	1.446		1.296
9/4/2021 3:36 AM	1.444		1.297
9/4/2021 3:42 AM	1.437		1.297
9/4/2021 3:48 AM	1.393		1.303
9/4/2021 3:54 AM	1.402		1.293
9/4/2021 4:00 AM	1.448		1.297
9/4/2021 4:06 AM	1.427		1.305
9/4/2021 4:12 AM	1.422		1.317
9/4/2021 4:18 AM	1.416		1.32
9/4/2021 4:24 AM	1.487		1.327
9/4/2021 4:30 AM	1.581		1.326

## Opacity Data Summary Report

**Company:** New York City D.E.P.  
North River Wastewater Resource Recovery Facility  
New York, NY 10031



**Data Group:** Valid Data  
**Report Name:** 3rd Quarter 2021

**Start of Report:** 7/1/2021 0:00  
**End of Report:** 9/30/2021 23:54

All Opacity Data

Date & Time	PE 1	PE 2	PE 4
	%	%	%
9/4/2021 4:36 AM	1.562		1.324
9/4/2021 4:42 AM	1.535		1.324
9/4/2021 4:48 AM	1.523		1.325
9/4/2021 4:54 AM	1.52		1.333
9/4/2021 5:00 AM	1.511		1.333
9/4/2021 5:06 AM	1.499		1.33
9/4/2021 5:12 AM	1.489		1.33
9/4/2021 5:18 AM	1.496		1.322
9/4/2021 5:24 AM	1.511		1.325
9/4/2021 5:30 AM	1.505		1.338
9/4/2021 5:36 AM	1.502		1.336
9/4/2021 5:42 AM	1.492		1.329
9/4/2021 5:48 AM	1.512		1.345
9/4/2021 5:54 AM	1.538		1.36
9/4/2021 6:00 AM	1.536		1.362
9/4/2021 6:06 AM	1.528		1.362
9/4/2021 6:12 AM	1.491		1.368
9/4/2021 6:18 AM	1.502		1.372
9/4/2021 6:24 AM	1.52		1.385
9/4/2021 6:30 AM	1.503		1.386
9/4/2021 6:36 AM	1.489		1.401
9/4/2021 6:42 AM	1.496		1.414
9/4/2021 6:48 AM	1.535		1.412
9/4/2021 6:54 AM	1.554		1.406
9/4/2021 7:00 AM	1.542		1.396
9/4/2021 7:06 AM	1.546		1.385
9/4/2021 7:12 AM	1.561		1.38
9/4/2021 7:18 AM	1.507		1.39
9/4/2021 7:24 AM	1.385		1.396
9/4/2021 7:30 AM	1.294		1.394
9/4/2021 7:36 AM	1.322		1.385
9/4/2021 7:42 AM	1.338		1.385
9/4/2021 7:48 AM	1.309		1.39
9/4/2021 7:54 AM	1.335		1.385
9/4/2021 8:00 AM	1.372		1.381
9/4/2021 8:06 AM	1.389		1.379
9/4/2021 8:12 AM	1.419		1.365
9/4/2021 8:18 AM	1.441		1.363
9/4/2021 8:24 AM	1.435		7.004
9/4/2021 8:30 AM	1.241		9.142
9/4/2021 8:36 AM	1.123		4.515
9/4/2021 8:42 AM	1.115		4.107
9/4/2021 8:48 AM	1.12		4.1
9/4/2021 8:54 AM	1.156		4.19
9/4/2021 9:00 AM	1.177		4.238
9/4/2021 9:06 AM	1.463		4.159
9/4/2021 9:12 AM	1.755		4.018
9/4/2021 9:18 AM	1.7		3.979
9/4/2021 9:24 AM	1.695		3.996
9/4/2021 9:30 AM	1.695		3.977

## Opacity Data Summary Report

**Company:** New York City D.E.P.  
North River Wastewater Resource Recovery Facility  
New York, NY 10031



**Data Group:** Valid Data  
**Report Name:** 3rd Quarter 2021

**Start of Report:** 7/1/2021 0:00  
**End of Report:** 9/30/2021 23:54

All Opacity Data

Date & Time	PE 1	PE 2	PE 4
	%	%	%
9/4/2021 9:36 AM	1.706		4.037
9/4/2021 9:42 AM	1.697		4.042
9/4/2021 9:48 AM	1.7		4.048
9/4/2021 9:54 AM	1.716		4.04
9/4/2021 10:00 AM	1.4		4.137
9/4/2021 10:06 AM	1.119		4.259
9/4/2021 10:12 AM	1.178		4.308
9/4/2021 10:18 AM	1.218		4.28
9/4/2021 10:24 AM	1.252		4.209
9/4/2021 10:30 AM	1.288		4.17
9/4/2021 10:36 AM	1.291		4.124
9/4/2021 10:42 AM	1.317		4.119
9/4/2021 10:48 AM	1.369		4.134
9/4/2021 10:54 AM	1.371		4.142
9/4/2021 11:00 AM	1.37		4.137
9/4/2021 11:06 AM	1.389		4.138
9/4/2021 11:12 AM	1.319		4.053
9/4/2021 11:18 AM	1.275		3.961
9/4/2021 11:24 AM	1.291		3.962
9/4/2021 11:30 AM	1.319		3.965
9/4/2021 11:36 AM	1.348		3.983
9/4/2021 11:42 AM	1.349		3.967
9/4/2021 11:48 AM	1.358		3.984
9/4/2021 11:54 AM	1.396		3.999
9/4/2021 12:00 PM	1.412		4.009
9/4/2021 12:06 PM	1.366		4.068
9/4/2021 12:12 PM	1.348		4.101
9/4/2021 12:18 PM	1.366		4.104
9/4/2021 12:24 PM	1.395		4.104
9/4/2021 12:30 PM	1.391		4.116
9/4/2021 12:36 PM	1.393		4.091
9/4/2021 12:42 PM	1.4		4.029
9/4/2021 12:48 PM	1.394		4.041
9/4/2021 12:54 PM	1.396		4.049
9/4/2021 1:00 PM	1.396		4.049
9/4/2021 1:06 PM	1.396		4.057
9/4/2021 1:12 PM	1.39		4.082
9/4/2021 1:18 PM	1.382		4.074
9/4/2021 1:24 PM	1.372		4.085
9/4/2021 1:30 PM	1.368		4.042
9/4/2021 1:36 PM	1.384		4.015
9/4/2021 1:42 PM	1.349		4.016
9/4/2021 1:48 PM	1.35		4.037
9/4/2021 1:54 PM	1.373		4.045
9/4/2021 2:00 PM	1.38		4.028
9/4/2021 2:06 PM	1.385		4.023
9/4/2021 2:12 PM	1.374		4.038
9/4/2021 2:18 PM	1.39		4.072
9/4/2021 2:24 PM	1.391		4.122
9/4/2021 2:30 PM	1.393		4.12

## Opacity Data Summary Report

**Company:** New York City D.E.P.  
North River Wastewater Resource Recovery Facility  
New York, NY 10031



**Data Group:** Valid Data  
**Report Name:** 3rd Quarter 2021

**Start of Report:** 7/1/2021 0:00  
**End of Report:** 9/30/2021 23:54

All Opacity Data

Date & Time	PE 1	PE 2	PE 4
	%	%	%
9/4/2021 2:36 PM	1.399		4.084
9/4/2021 2:42 PM	1.402		4.074
9/4/2021 2:48 PM	1.39		4.09
9/4/2021 2:54 PM	1.38		4.104
9/4/2021 3:00 PM	1.355		4.088
9/4/2021 3:06 PM	1.383		4.082
9/4/2021 3:12 PM	1.411		4.068
9/4/2021 3:18 PM	1.414		4.067
9/4/2021 3:24 PM	1.427		4.076
9/4/2021 3:30 PM	1.439		4.073
9/4/2021 3:36 PM	1.434		4.077
9/4/2021 3:42 PM	1.376		4.068
9/4/2021 3:48 PM	1.351		4.098
9/4/2021 3:54 PM	1.367		4.099
9/4/2021 4:00 PM	1.375		4.088
9/4/2021 4:06 PM	1.369		4.074
9/4/2021 4:12 PM	1.371		4.051
9/4/2021 4:18 PM	1.356		4.07
9/4/2021 4:24 PM	1.357		4.089
9/4/2021 4:30 PM	1.346		4.096
9/4/2021 4:36 PM	1.332		4.086
9/4/2021 4:42 PM	1.324		4.073
9/4/2021 4:48 PM	1.325		4.045
9/4/2021 4:54 PM	1.325		4.074
9/4/2021 5:00 PM	1.306		4.122
9/4/2021 5:06 PM	1.297		4.123
9/4/2021 5:12 PM	1.288		4.125
9/4/2021 5:18 PM	1.303		4.097
9/4/2021 5:24 PM	1.291		4.076
9/4/2021 5:30 PM	1.274		4.113
9/4/2021 5:36 PM	1.285		4.1
9/4/2021 5:42 PM	1.272		4.09
9/4/2021 5:48 PM	1.231		4.052
9/4/2021 5:54 PM	1.236		4.055
9/4/2021 6:00 PM	1.238		4.071
9/4/2021 6:06 PM	1.253		4.071
9/4/2021 6:12 PM	1.24		4.081
9/4/2021 6:18 PM	1.201		4.09
9/4/2021 6:24 PM	1.215		4.079
9/4/2021 6:30 PM	1.221		4.059
9/4/2021 6:36 PM	1.219		4.034
9/4/2021 6:42 PM	1.222		4.053
9/4/2021 6:48 PM	1.219		4.095
9/4/2021 6:54 PM	1.221		4.132
9/4/2021 7:00 PM	1.218		4.14
9/4/2021 7:06 PM	1.226		4.138
9/4/2021 7:12 PM	1.234		4.161
9/4/2021 7:18 PM	1.213		4.137
9/4/2021 7:24 PM	1.217		4.114
9/4/2021 7:30 PM	1.236		4.109

## Opacity Data Summary Report

**Company:** New York City D.E.P.  
 North River Wastewater Resource Recovery Facility  
 New York, NY 10031  
**Data Group:** Valid Data  
**Report Name:** 3rd Quarter 2021  
**Start of Report:** 7/1/2021 0:00  
**End of Report:** 9/30/2021 23:54



All Opacity Data

Date & Time	PE 1	PE 2	PE 4
	%	%	%
9/4/2021 7:36 PM	1.219		4.106
9/4/2021 7:42 PM	1.204		4.113
9/4/2021 7:48 PM	1.215		4.127
9/4/2021 7:54 PM	1.224		4.158
9/4/2021 8:00 PM	1.225		4.179
9/4/2021 8:06 PM	1.215		4.164
9/4/2021 8:12 PM	1.228		4.228
9/4/2021 8:18 PM	1.238		4.219
9/4/2021 8:24 PM	1.211		4.107
9/4/2021 8:30 PM	1.216		4.095
9/4/2021 8:36 PM	1.231		4.085
9/4/2021 8:42 PM	1.238		4.112
9/4/2021 8:48 PM	1.226		4.133
9/4/2021 8:54 PM	1.202		4.133
9/4/2021 9:00 PM	1.215		4.134
9/4/2021 9:06 PM	1.233		4.133
9/4/2021 9:12 PM	1.219		4.16
9/4/2021 9:18 PM	1.224		4.175
9/4/2021 9:24 PM	1.224		4.152
9/4/2021 9:30 PM	1.205		4.129
9/4/2021 9:36 PM	1.189		4.15
9/4/2021 9:42 PM	1.183		4.151
9/4/2021 9:48 PM	1.183		4.136
9/4/2021 9:54 PM	1.187		4.148
9/4/2021 10:00 PM	1.186		4.131
9/4/2021 10:06 PM	1.164		4.129
9/4/2021 10:12 PM	1.183		4.12
9/4/2021 10:18 PM	1.189		4.127
9/4/2021 10:24 PM	1.176		4.118
9/4/2021 10:30 PM	1.178		4.112
9/4/2021 10:36 PM	1.181		4.12
9/4/2021 10:42 PM	1.163		4.134
9/4/2021 10:48 PM	1.179		4.155
9/4/2021 10:54 PM	1.201		4.124
9/4/2021 11:00 PM	1.191		4.128
9/4/2021 11:06 PM	1.198		3.994
9/4/2021 11:12 PM	1.204		3.854
9/4/2021 11:18 PM	1.188		3.868
9/4/2021 11:24 PM	1.182		3.898
9/4/2021 11:30 PM	1.179		3.918
9/4/2021 11:36 PM	1.192		3.922
9/4/2021 11:42 PM	1.192		3.939
9/4/2021 11:48 PM	1.187		3.94
9/4/2021 11:54 PM	1.185		3.927
9/5/2021 12:00 AM	1.58		4.521
9/5/2021 12:06 AM	1.575		4.695
9/5/2021 12:12 AM	0.828		4.163
9/5/2021 12:18 AM	0.573		4.064
9/5/2021 12:24 AM	0.488		4.057
9/5/2021 12:30 AM	0.521		4.061

## Opacity Data Summary Report

**Company:** New York City D.E.P.  
 North River Wastewater Resource Recovery Facility  
 New York, NY 10031  
**Data Group:** Valid Data  
**Report Name:** 3rd Quarter 2021  
**Start of Report:** 7/1/2021 0:00  
**End of Report:** 9/30/2021 23:54



All Opacity Data

Date & Time	PE 1	PE 2	PE 4
	%	%	%
9/5/2021 12:36 AM	0.588		4.082
9/5/2021 12:42 AM	0.595		4.097
9/5/2021 12:48 AM	0.623		4.097
9/5/2021 12:54 AM	0.655		4.079
9/5/2021 1:00 AM	0.706		4.103
9/5/2021 1:06 AM	0.767		4.114
9/5/2021 1:12 AM	0.799		4.106
9/5/2021 1:18 AM	0.805		4.11
9/5/2021 1:24 AM	0.871		4.119
9/5/2021 1:30 AM	0.912		4.128
9/5/2021 1:36 AM	0.912		4.142
9/5/2021 1:42 AM	0.932		4.139
9/5/2021 1:48 AM	0.953		4.137
9/5/2021 1:54 AM	0.966		4.136
9/5/2021 2:00 AM	0.987		4.107
9/5/2021 2:06 AM	1.008		4.112
9/5/2021 2:12 AM	1.052		4.115
9/5/2021 2:18 AM	1.075		4.113
9/5/2021 2:24 AM	1.067		4.106
9/5/2021 2:30 AM	1.099		4.11
9/5/2021 2:36 AM	1.105		4.131
9/5/2021 2:42 AM	1.119		4.125
9/5/2021 2:48 AM	1.142		4.132
9/5/2021 2:54 AM	1.158		4.129
9/5/2021 3:00 AM	1.178		4.13
9/5/2021 3:06 AM	1.155		4.114
9/5/2021 3:12 AM	1.161		4.1
9/5/2021 3:18 AM	1.163		4.131
9/5/2021 3:24 AM	1.157		4.144
9/5/2021 3:30 AM	1.147		3.855
9/5/2021 3:36 AM	1.175		3.396
9/5/2021 3:42 AM	1.199		3.3
9/5/2021 3:48 AM	1.188		3.325
9/5/2021 3:54 AM	1.198		3.341
9/5/2021 4:00 AM	1.217		3.336
9/5/2021 4:06 AM	1.229		3.3
9/5/2021 4:12 AM	1.236		3.293
9/5/2021 4:18 AM	1.222		3.292
9/5/2021 4:24 AM	1.249		3.29
9/5/2021 4:30 AM	1.251		3.254
9/5/2021 4:36 AM	1.233		3.246
9/5/2021 4:42 AM	1.242		3.278
9/5/2021 4:48 AM	1.259		3.294
9/5/2021 4:54 AM	1.244		3.301
9/5/2021 5:00 AM	1.258		3.315
9/5/2021 5:06 AM	1.292		3.316
9/5/2021 5:12 AM	1.294		3.324
9/5/2021 5:18 AM	1.28		3.351
9/5/2021 5:24 AM	1.287		3.329
9/5/2021 5:30 AM	1.287		3.318



## Opacity Data Summary Report

**Company:** New York City D.E.P.  
North River Wastewater Resource Recovery Facility  
New York, NY 10031



**Data Group:** Valid Data  
**Report Name:** 3rd Quarter 2021

**Start of Report:** 7/1/2021 0:00  
**End of Report:** 9/30/2021 23:54

All Opacity Data

Date & Time	PE 1	PE 2	PE 4
	%	%	%
9/5/2021 5:36 AM	1.284		3.313
9/5/2021 5:42 AM	1.276		3.304
9/5/2021 5:48 AM	1.284		3.313
9/5/2021 5:54 AM	1.296		3.333
9/5/2021 6:00 AM	1.293		3.358
9/5/2021 6:06 AM	1.299		3.366
9/5/2021 6:12 AM	1.294		3.342
9/5/2021 6:18 AM	1.301		3.346
9/5/2021 6:24 AM	1.3		3.38
9/5/2021 6:30 AM	1.329		3.344
9/5/2021 6:36 AM	1.333		3.344
9/5/2021 6:42 AM	1.327		3.352
9/5/2021 6:48 AM	1.333		3.342
9/5/2021 6:54 AM	1.34		3.345
9/5/2021 7:00 AM	1.33		3.326
9/5/2021 7:06 AM	1.345		3.314
9/5/2021 7:12 AM	1.372		3.338
9/5/2021 7:18 AM	1.366		3.364
9/5/2021 7:24 AM	1.387		3.275
9/5/2021 7:30 AM	1.397		3.181
9/5/2021 7:36 AM	1.397		3.154
9/5/2021 7:42 AM	1.408		3.161
9/5/2021 7:48 AM	1.398		3.176
9/5/2021 7:54 AM	1.372		3.219
9/5/2021 8:00 AM	1.375		3.25
9/5/2021 8:06 AM	1.382		3.296
9/5/2021 8:12 AM	1.371		3.282
9/5/2021 8:18 AM	1.383		3.242
9/5/2021 8:24 AM	1.395		3.217
9/5/2021 8:30 AM	1.4		3.242
9/5/2021 8:36 AM	1.408		3.204
9/5/2021 8:42 AM	1.411		3.204
9/5/2021 8:48 AM	1.399		3.179
9/5/2021 8:54 AM	1.363		3.14
9/5/2021 9:00 AM	1.325		3.134
9/5/2021 9:06 AM	1.3		3.174
9/5/2021 9:12 AM	1.301		3.144
9/5/2021 9:18 AM	1.307		3.146
9/5/2021 9:24 AM	1.344		3.173
9/5/2021 9:30 AM	1.359		3.178
9/5/2021 9:36 AM	1.373		3.189
9/5/2021 9:42 AM	1.367		3.206
9/5/2021 9:48 AM	1.381		3.239
9/5/2021 9:54 AM	1.433		3.235
9/5/2021 10:00 AM	1.509		3.242
9/5/2021 10:06 AM	1.687		3.272
9/5/2021 10:12 AM	1.787		3.291
9/5/2021 10:18 AM	1.758		3.318
9/5/2021 10:24 AM	1.736		3.328
9/5/2021 10:30 AM	1.685		3.326

## Opacity Data Summary Report

**Company:** New York City D.E.P.  
North River Wastewater Resource Recovery Facility  
New York, NY 10031



**Data Group:** Valid Data  
**Report Name:** 3rd Quarter 2021

**Start of Report:** 7/1/2021 0:00  
**End of Report:** 9/30/2021 23:54

All Opacity Data

Date & Time	PE 1	PE 2	PE 4
	%	%	%
9/5/2021 10:36 AM	1.625		3.316
9/5/2021 10:42 AM	1.609		3.345
9/5/2021 10:48 AM	1.583		3.339
9/5/2021 10:54 AM	1.571		3.304
9/5/2021 11:00 AM	1.586		3.319
9/5/2021 11:06 AM	1.59		3.358
9/5/2021 11:12 AM	1.567		3.354
9/5/2021 11:18 AM	1.566		3.315
9/5/2021 11:24 AM	1.581		3.305
9/5/2021 11:30 AM	1.607		3.36
9/5/2021 11:36 AM	1.68		3.378
9/5/2021 11:42 AM	1.775		3.383
9/5/2021 11:48 AM	1.813		3.39
9/5/2021 11:54 AM	1.824		3.361
9/5/2021 12:00 PM	1.661		3.338
9/5/2021 12:06 PM	1.026		3.236
9/5/2021 12:12 PM	0.994		3.243
9/5/2021 12:18 PM	0.985		3.241
9/5/2021 12:24 PM	0.951		3.25
9/5/2021 12:30 PM	0.911		3.239
9/5/2021 12:36 PM	0.889		3.185
9/5/2021 12:42 PM	0.857		3.176
9/5/2021 12:48 PM	0.842		3.186
9/5/2021 12:54 PM	0.83		3.205
9/5/2021 1:00 PM	0.813		3.322
9/5/2021 1:06 PM	0.83		3.338
9/5/2021 1:12 PM	0.823		3.303
9/5/2021 1:18 PM	0.819		3.328
9/5/2021 1:24 PM	0.825		3.355
9/5/2021 1:30 PM	0.811		3.336
9/5/2021 1:36 PM	0.817		3.321
9/5/2021 1:42 PM	0.828		3.358
9/5/2021 1:48 PM	0.814		3.375
9/5/2021 1:54 PM	0.8		3.362
9/5/2021 2:00 PM	0.812		3.333
9/5/2021 2:06 PM	0.824		3.328
9/5/2021 2:12 PM	0.811		3.332
9/5/2021 2:18 PM	0.819		3.366
9/5/2021 2:24 PM	0.816		3.356
9/5/2021 2:30 PM	0.82		3.322
9/5/2021 2:36 PM	0.809		3.277
9/5/2021 2:42 PM	0.824		3.338
9/5/2021 2:48 PM	0.848		3.332
9/5/2021 2:54 PM	0.833		3.318
9/5/2021 3:00 PM	0.846		3.282
9/5/2021 3:06 PM	0.846		3.215
9/5/2021 3:12 PM	0.819		3.179
9/5/2021 3:18 PM	0.824		3.147
9/5/2021 3:24 PM	0.828		3.154
9/5/2021 3:30 PM	0.834		3.164

## Opacity Data Summary Report

**Company:** New York City D.E.P.  
 North River Wastewater Resource Recovery Facility  
 New York, NY 10031  
**Data Group:** Valid Data  
**Report Name:** 3rd Quarter 2021  
**Start of Report:** 7/1/2021 0:00  
**End of Report:** 9/30/2021 23:54



All Opacity Data

Date & Time	PE 1	PE 2	PE 4
	%	%	%
9/5/2021 3:36 PM	0.838		3.7
9/5/2021 3:42 PM	0.836		4.435
9/5/2021 3:48 PM	0.85		4.473
9/5/2021 3:54 PM	0.867		4.427
9/5/2021 4:00 PM	0.868		4.273
9/5/2021 4:06 PM	0.874		4.023
9/5/2021 4:12 PM	0.882		3.927
9/5/2021 4:18 PM	0.892		3.954
9/5/2021 4:24 PM	0.896		3.975
9/5/2021 4:30 PM	0.873		3.935
9/5/2021 4:36 PM	0.865		3.928
9/5/2021 4:42 PM	0.868		3.935
9/5/2021 4:48 PM	0.871		3.91
9/5/2021 4:54 PM	0.868		3.92
9/5/2021 5:00 PM	0.876		3.93
9/5/2021 5:06 PM	0.868		3.939
9/5/2021 5:12 PM	0.858		3.943
9/5/2021 5:18 PM	0.852		3.939
9/5/2021 5:24 PM	0.835		3.945
9/5/2021 5:30 PM	0.825		3.956
9/5/2021 5:36 PM	0.825		3.962
9/5/2021 5:42 PM	0.831		3.956
9/5/2021 5:48 PM	0.864		3.929
9/5/2021 5:54 PM	0.87		3.933
9/5/2021 6:00 PM	0.859		3.941
9/5/2021 6:06 PM	0.855		3.944
9/5/2021 6:12 PM	0.868		3.952
9/5/2021 6:18 PM	0.871		3.953
9/5/2021 6:24 PM	0.852		3.945
9/5/2021 6:30 PM	0.851		3.933
9/5/2021 6:36 PM	0.877		3.939
9/5/2021 6:42 PM	0.876		3.967
9/5/2021 6:48 PM	0.867		3.974
9/5/2021 6:54 PM	0.866		3.968
9/5/2021 7:00 PM	0.853		3.987
9/5/2021 7:06 PM	0.85		3.999
9/5/2021 7:12 PM	0.853		4.076
9/5/2021 7:18 PM	0.844		4.375
9/5/2021 7:24 PM	0.838		4.469
9/5/2021 7:30 PM	0.837		4.43
9/5/2021 7:36 PM	0.841		4.422
9/5/2021 7:42 PM	0.827		4.4
9/5/2021 7:48 PM	0.81		4.387
9/5/2021 7:54 PM	0.805		4.381
9/5/2021 8:00 PM	0.811		4.405
9/5/2021 8:06 PM	0.81		4.403
9/5/2021 8:12 PM	0.794		4.381
9/5/2021 8:18 PM	0.793		4.403
9/5/2021 8:24 PM	0.794		4.432
9/5/2021 8:30 PM	0.799		4.419

## Opacity Data Summary Report

**Company:** New York City D.E.P.  
North River Wastewater Resource Recovery Facility  
New York, NY 10031



**Data Group:** Valid Data  
**Report Name:** 3rd Quarter 2021

**Start of Report:** 7/1/2021 0:00  
**End of Report:** 9/30/2021 23:54

All Opacity Data

Date & Time	PE 1	PE 2	PE 4
	%	%	%
9/5/2021 8:36 PM	0.808		4.418
9/5/2021 8:42 PM	0.806		4.412
9/5/2021 8:48 PM	0.797		4.441
9/5/2021 8:54 PM	0.789		4.454
9/5/2021 9:00 PM	0.781		4.422
9/5/2021 9:06 PM	0.776		4.421
9/5/2021 9:12 PM	0.778		4.409
9/5/2021 9:18 PM	0.786		4.341
9/5/2021 9:24 PM	0.789		4.284
9/5/2021 9:30 PM	0.783		4.284
9/5/2021 9:36 PM	0.768		4.249
9/5/2021 9:42 PM	0.769		4.238
9/5/2021 9:48 PM	0.777		4.251
9/5/2021 9:54 PM	0.777		4.264
9/5/2021 10:00 PM	0.774		4.283
9/5/2021 10:06 PM	0.775		4.299
9/5/2021 10:12 PM	0.774		4.304
9/5/2021 10:18 PM	0.775		4.275
9/5/2021 10:24 PM	0.78		4.256
9/5/2021 10:30 PM	0.761		4.262
9/5/2021 10:36 PM	0.756		4.266
9/5/2021 10:42 PM	0.774		4.266
9/5/2021 10:48 PM	0.77		4.282
9/5/2021 10:54 PM	0.755		4.272
9/5/2021 11:00 PM	0.752		4.266
9/5/2021 11:06 PM	0.754		4.261
9/5/2021 11:12 PM	0.754		4.266
9/5/2021 11:18 PM	0.754		4.27
9/5/2021 11:24 PM	0.748		4.277
9/5/2021 11:30 PM	0.748		4.264
9/5/2021 11:36 PM	0.751		4.263
9/5/2021 11:42 PM	0.752		3.915
9/5/2021 11:48 PM	0.764		3.979
9/5/2021 11:54 PM	0.76		4.418
9/6/2021 12:00 AM	0.751		4.252
9/6/2021 12:06 AM	0.746		4.225
9/6/2021 12:12 AM	0.752		4.258
9/6/2021 12:18 AM	0.741		4.267
9/6/2021 12:24 AM	0.731		4.268
9/6/2021 12:30 AM	0.739		4.267
9/6/2021 12:36 AM	0.753		4.263
9/6/2021 12:42 AM	0.756		4.28
9/6/2021 12:48 AM	0.753		4.282
9/6/2021 12:54 AM	0.757		4.276
9/6/2021 1:00 AM	0.764		4.279
9/6/2021 1:06 AM	0.774		4.29
9/6/2021 1:12 AM	0.775		4.296
9/6/2021 1:18 AM	0.761		4.304
9/6/2021 1:24 AM	0.742		4.301
9/6/2021 1:30 AM	0.746		4.313

## Opacity Data Summary Report

**Company:** New York City D.E.P.  
North River Wastewater Resource Recovery Facility  
New York, NY 10031



**Data Group:** Valid Data  
**Report Name:** 3rd Quarter 2021

**Start of Report:** 7/1/2021 0:00  
**End of Report:** 9/30/2021 23:54

All Opacity Data

Date & Time	PE 1	PE 2	PE 4
	%	%	%
9/6/2021 1:36 AM	0.756		4.318
9/6/2021 1:42 AM	0.748		4.297
9/6/2021 1:48 AM	0.745		4.314
9/6/2021 1:54 AM	0.739		4.307
9/6/2021 2:00 AM	0.733		4.291
9/6/2021 2:06 AM	0.729		4.295
9/6/2021 2:12 AM	0.741		4.298
9/6/2021 2:18 AM	0.744		4.311
9/6/2021 2:24 AM	0.731		4.329
9/6/2021 2:30 AM	0.731		4.326
9/6/2021 2:36 AM	0.737		4.322
9/6/2021 2:42 AM	0.73		4.31
9/6/2021 2:48 AM	0.725		4.296
9/6/2021 2:54 AM	0.731		4.283
9/6/2021 3:00 AM	0.732		4.281
9/6/2021 3:06 AM	0.721		4.281
9/6/2021 3:12 AM	0.713		4.309
9/6/2021 3:18 AM	0.724		4.299
9/6/2021 3:24 AM	0.74		4.284
9/6/2021 3:30 AM	0.745		4.302
9/6/2021 3:36 AM	0.74		4.3
9/6/2021 3:42 AM	0.739		4.308
9/6/2021 3:48 AM	0.727		4.327
9/6/2021 3:54 AM	0.723		4.324
9/6/2021 4:00 AM	0.721		4.33
9/6/2021 4:06 AM	0.725		4.339
9/6/2021 4:12 AM	0.726		4.34
9/6/2021 4:18 AM	0.721		4.336
9/6/2021 4:24 AM	0.72		4.319
9/6/2021 4:30 AM	0.714		4.292
9/6/2021 4:36 AM	0.711		4.319
9/6/2021 4:42 AM	0.708		4.29
9/6/2021 4:48 AM	0.709		4.26
9/6/2021 4:54 AM	0.712		4.275
9/6/2021 5:00 AM	0.72		4.291
9/6/2021 5:06 AM	0.722		4.295
9/6/2021 5:12 AM	0.721		4.305
9/6/2021 5:18 AM	0.725		4.321
9/6/2021 5:24 AM	0.73		4.33
9/6/2021 5:30 AM	0.73		4.334
9/6/2021 5:36 AM	0.718		4.325
9/6/2021 5:42 AM	0.715		4.337
9/6/2021 5:48 AM	0.723		4.352
9/6/2021 5:54 AM	0.72		4.415
9/6/2021 6:00 AM	0.711		4.39
9/6/2021 6:06 AM	0.696		4.347
9/6/2021 6:12 AM	0.698		4.345
9/6/2021 6:18 AM	0.69		4.336
9/6/2021 6:24 AM	0.681		4.304
9/6/2021 6:30 AM	0.665		4.316

## Opacity Data Summary Report

**Company:** New York City D.E.P.  
North River Wastewater Resource Recovery Facility  
New York, NY 10031



**Data Group:** Valid Data  
**Report Name:** 3rd Quarter 2021

**Start of Report:** 7/1/2021 0:00  
**End of Report:** 9/30/2021 23:54

All Opacity Data

Date & Time	PE 1	PE 2	PE 4
	%	%	%
9/6/2021 6:36 AM	0.671		4.347
9/6/2021 6:42 AM	0.672		4.348
9/6/2021 6:48 AM	0.679		4.339
9/6/2021 6:54 AM	0.683		4.314
9/6/2021 7:00 AM	0.682		4.288
9/6/2021 7:06 AM	0.686		4.293
9/6/2021 7:12 AM	0.687		4.303
9/6/2021 7:18 AM	0.684		4.29
9/6/2021 7:24 AM	0.674		4.284
9/6/2021 7:30 AM	0.676		4.273
9/6/2021 7:36 AM	0.681		4.278
9/6/2021 7:42 AM	0.68		4.268
9/6/2021 7:48 AM	0.679		4.326
9/6/2021 7:54 AM	0.663		4.38
9/6/2021 8:00 AM	0.637		4.373
9/6/2021 8:06 AM	0.616		4.375
9/6/2021 8:12 AM	0.587		4.389
9/6/2021 8:18 AM	0.499		4.376
9/6/2021 8:24 AM	0.403		4.349
9/6/2021 8:30 AM	0.385		4.353
9/6/2021 8:36 AM	0.377		4.334
9/6/2021 8:42 AM	0.38		4.332
9/6/2021 8:48 AM	0.385		4.346
9/6/2021 8:54 AM	0.332		4.336
9/6/2021 9:00 AM	0.272		4.353
9/6/2021 9:06 AM	0.258		4.339
9/6/2021 9:12 AM	0.265		4.332
9/6/2021 9:18 AM	0.279		4.356
9/6/2021 9:24 AM	0.3		4.354
9/6/2021 9:30 AM	0.312		4.321
9/6/2021 9:36 AM	0.338		4.325
9/6/2021 9:42 AM	0.387		4.338
9/6/2021 9:48 AM	0.432		4.336
9/6/2021 9:54 AM	0.471		4.34
9/6/2021 10:00 AM	0.503		4.33
9/6/2021 10:06 AM	0.53		4.319
9/6/2021 10:12 AM	0.549		4.335
9/6/2021 10:18 AM	0.569		4.35
9/6/2021 10:24 AM	0.592		4.331
9/6/2021 10:30 AM	0.605		4.344
9/6/2021 10:36 AM	0.612		4.347
9/6/2021 10:42 AM	0.626		4.341
9/6/2021 10:48 AM	0.655		4.345
9/6/2021 10:54 AM	0.68		4.331
9/6/2021 11:00 AM	0.692		4.35
9/6/2021 11:06 AM	0.682		4.345
9/6/2021 11:12 AM	0.644		4.316
9/6/2021 11:18 AM	0.593		4.318
9/6/2021 11:24 AM	0.534		4.307
9/6/2021 11:30 AM	0.471		4.304

## Opacity Data Summary Report

**Company:** New York City D.E.P.  
North River Wastewater Resource Recovery Facility  
New York, NY 10031



**Data Group:** Valid Data  
**Report Name:** 3rd Quarter 2021

**Start of Report:** 7/1/2021 0:00  
**End of Report:** 9/30/2021 23:54

All Opacity Data

Date & Time	PE 1	PE 2	PE 4
	%	%	%
9/6/2021 11:36 AM	0.432		4.313
9/6/2021 11:42 AM	0.421		4.291
9/6/2021 11:48 AM	0.419		4.298
9/6/2021 11:54 AM	0.426		4.29
9/6/2021 12:00 PM	0.412		4.303
9/6/2021 12:06 PM	0.354		4.379
9/6/2021 12:12 PM	0.361		4.372
9/6/2021 12:18 PM	0.369		4.381
9/6/2021 12:24 PM	0.385		4.367
9/6/2021 12:30 PM	0.412		4.349
9/6/2021 12:36 PM	0.448		4.346
9/6/2021 12:42 PM	0.48		4.342
9/6/2021 12:48 PM	0.508		4.344
9/6/2021 12:54 PM	0.537		4.363
9/6/2021 1:00 PM	0.559		4.356
9/6/2021 1:06 PM	0.575		4.358
9/6/2021 1:12 PM	0.585		4.373
9/6/2021 1:18 PM	0.596		4.353
9/6/2021 1:24 PM	0.611		4.333
9/6/2021 1:30 PM	0.63		4.353
9/6/2021 1:36 PM	0.649		4.342
9/6/2021 1:42 PM	0.669		4.322
9/6/2021 1:48 PM	0.687		4.33
9/6/2021 1:54 PM	0.689		4.335
9/6/2021 2:00 PM	0.685		4.348
9/6/2021 2:06 PM	0.698		4.38
9/6/2021 2:12 PM	0.7		4.375
9/6/2021 2:18 PM	0.676		4.367
9/6/2021 2:24 PM	0.642		4.366
9/6/2021 2:30 PM	0.597		4.366
9/6/2021 2:36 PM	0.564		4.376
9/6/2021 2:42 PM	0.529		4.365
9/6/2021 2:48 PM	0.477		4.37
9/6/2021 2:54 PM	0.445		4.372
9/6/2021 3:00 PM	0.429		4.477
9/6/2021 3:06 PM	0.44		4.227
9/6/2021 3:12 PM	0.458		3.99
9/6/2021 3:18 PM	0.477		4.125
9/6/2021 3:24 PM	0.499		4.058
9/6/2021 3:30 PM	0.517		3.932
9/6/2021 3:36 PM	0.534		3.904
9/6/2021 3:42 PM	0.539		3.873
9/6/2021 3:48 PM	0.54		3.899
9/6/2021 3:54 PM	0.539		3.925
9/6/2021 4:00 PM	0.538		3.936
9/6/2021 4:06 PM	0.549		3.927
9/6/2021 4:12 PM	0.579		3.933
9/6/2021 4:18 PM	0.615		3.933
9/6/2021 4:24 PM	0.63		3.935
9/6/2021 4:30 PM	0.639		3.932

## Opacity Data Summary Report

**Company:** New York City D.E.P.  
North River Wastewater Resource Recovery Facility  
New York, NY 10031



**Data Group:** Valid Data  
**Report Name:** 3rd Quarter 2021

**Start of Report:** 7/1/2021 0:00  
**End of Report:** 9/30/2021 23:54

All Opacity Data

Date & Time	PE 1	PE 2	PE 4
	%	%	%
9/6/2021 4:36 PM	0.647		3.917
9/6/2021 4:42 PM	0.66		3.926
9/6/2021 4:48 PM	0.66		3.973
9/6/2021 4:54 PM	0.644		4.01
9/6/2021 5:00 PM	0.647		3.993
9/6/2021 5:06 PM	0.657		3.987
9/6/2021 5:12 PM	0.672		3.988
9/6/2021 5:18 PM	0.695		3.977
9/6/2021 5:24 PM	0.701		3.995
9/6/2021 5:30 PM	0.703		3.993
9/6/2021 5:36 PM	0.719		3.98
9/6/2021 5:42 PM	0.716		3.987
9/6/2021 5:48 PM	0.723		3.99
9/6/2021 5:54 PM	0.748		3.994
9/6/2021 6:00 PM	0.763		3.999
9/6/2021 6:06 PM	0.776		4.016
9/6/2021 6:12 PM	0.758		4.03
9/6/2021 6:18 PM	0.718		4.045
9/6/2021 6:24 PM	0.712		4.04
9/6/2021 6:30 PM	0.726		4.04
9/6/2021 6:36 PM	0.737		4.04
9/6/2021 6:42 PM	0.742		4.055
9/6/2021 6:48 PM	0.715		4.058
9/6/2021 6:54 PM	0.704		4.056
9/6/2021 7:00 PM	0.713		4.058
9/6/2021 7:06 PM	0.715		4.042
9/6/2021 7:12 PM	0.708		4.036
9/6/2021 7:18 PM	0.706		4.067
9/6/2021 7:24 PM	0.707		4.084
9/6/2021 7:30 PM	0.709		4.075
9/6/2021 7:36 PM	0.714		4.089
9/6/2021 7:42 PM	0.714		4.098
9/6/2021 7:48 PM	0.708		4.092
9/6/2021 7:54 PM	0.703		4.089
9/6/2021 8:00 PM	0.704		4.087
9/6/2021 8:06 PM	0.709		4.098
9/6/2021 8:12 PM	0.705		4.092
9/6/2021 8:18 PM	0.704		4.073
9/6/2021 8:24 PM	0.712		4.082
9/6/2021 8:30 PM	0.707		4.076
9/6/2021 8:36 PM	0.705		4.067
9/6/2021 8:42 PM	0.71		4.065
9/6/2021 8:48 PM	0.709		4.068
9/6/2021 8:54 PM	0.703		4.153
9/6/2021 9:00 PM	0.697		4.168
9/6/2021 9:06 PM	0.696		4.091
9/6/2021 9:12 PM	0.69		4.072
9/6/2021 9:18 PM	0.687		4.069
9/6/2021 9:24 PM	0.691		4.055
9/6/2021 9:30 PM	0.695		3.913



## Opacity Data Summary Report

**Company:** New York City D.E.P.  
North River Wastewater Resource Recovery Facility  
New York, NY 10031



**Data Group:** Valid Data  
**Report Name:** 3rd Quarter 2021

**Start of Report:** 7/1/2021 0:00  
**End of Report:** 9/30/2021 23:54

All Opacity Data

Date & Time	PE 1	PE 2	PE 4
	%	%	%
9/6/2021 9:36 PM	0.695		3.821
9/6/2021 9:42 PM	0.694		3.866
9/6/2021 9:48 PM	0.694		3.883
9/6/2021 9:54 PM	0.686		3.887
9/6/2021 10:00 PM	0.672		3.884
9/6/2021 10:06 PM	0.668		3.879
9/6/2021 10:12 PM	0.668		3.886
9/6/2021 10:18 PM	0.663		3.899
9/6/2021 10:24 PM	0.659		3.913
9/6/2021 10:30 PM	0.654		3.873
9/6/2021 10:36 PM	0.647		3.87
9/6/2021 10:42 PM	0.637		3.919
9/6/2021 10:48 PM	0.626		3.874
9/6/2021 10:54 PM	0.613		3.858
9/6/2021 11:00 PM	0.606		3.871
9/6/2021 11:06 PM	0.607		3.901
9/6/2021 11:12 PM	0.603		3.918
9/6/2021 11:18 PM	0.603		3.889
9/6/2021 11:24 PM	0.605		3.871
9/6/2021 11:30 PM	0.601		3.903
9/6/2021 11:36 PM	0.596		3.898
9/6/2021 11:42 PM	0.591		3.875
9/6/2021 11:48 PM	0.579		3.87
9/6/2021 11:54 PM	0.571		3.894
9/7/2021 12:00 AM	0.568		3.935
9/7/2021 12:06 AM	0.569		3.919
9/7/2021 12:12 AM	0.58		3.909
9/7/2021 12:18 AM	0.584		3.938
9/7/2021 12:24 AM	0.583		3.965
9/7/2021 12:30 AM	0.575		3.963
9/7/2021 12:36 AM	0.571		3.988
9/7/2021 12:42 AM	0.572		3.923
9/7/2021 12:48 AM	0.572		3.843
9/7/2021 12:54 AM	0.562		3.862
9/7/2021 1:00 AM	0.546		3.886
9/7/2021 1:06 AM	0.536		3.912
9/7/2021 1:12 AM	0.53		3.906
9/7/2021 1:18 AM	0.527		3.912
9/7/2021 1:24 AM	0.525		3.925
9/7/2021 1:30 AM	0.529		3.92
9/7/2021 1:36 AM	0.533		3.927
9/7/2021 1:42 AM	0.535		3.928
9/7/2021 1:48 AM	0.532		3.915
9/7/2021 1:54 AM	0.526		3.918
9/7/2021 2:00 AM	0.516		3.925
9/7/2021 2:06 AM	0.517		3.938
9/7/2021 2:12 AM	0.525		3.961
9/7/2021 2:18 AM	0.523		3.938
9/7/2021 2:24 AM	0.524		3.913
9/7/2021 2:30 AM	0.526		3.933

## Opacity Data Summary Report

**Company:** New York City D.E.P.  
 North River Wastewater Resource Recovery Facility  
 New York, NY 10031



**Data Group:** Valid Data  
**Report Name:** 3rd Quarter 2021

**Start of Report:** 7/1/2021 0:00  
**End of Report:** 9/30/2021 23:54

All Opacity Data

Date & Time	PE 1	PE 2	PE 4
	%	%	%
9/7/2021 2:36 AM	0.52		3.933
9/7/2021 2:42 AM	0.515		3.918
9/7/2021 2:48 AM	0.515		3.92
9/7/2021 2:54 AM	0.513		3.909
9/7/2021 3:00 AM	0.505		3.913
9/7/2021 3:06 AM	0.505		3.931
9/7/2021 3:12 AM	0.511		3.914
9/7/2021 3:18 AM	0.514		3.915
9/7/2021 3:24 AM	0.515		3.928
9/7/2021 3:30 AM	0.514		3.927
9/7/2021 3:36 AM	0.512		3.893
9/7/2021 3:42 AM	0.509		3.889
9/7/2021 3:48 AM	0.504		3.916
9/7/2021 3:54 AM	0.5		3.895
9/7/2021 4:00 AM	0.497		3.895
9/7/2021 4:06 AM	0.488		3.927
9/7/2021 4:12 AM	0.479		3.938
9/7/2021 4:18 AM	0.475		3.94
9/7/2021 4:24 AM	0.47		4.027
9/7/2021 4:30 AM	0.465		4.144
9/7/2021 4:36 AM	0.459		4.117
9/7/2021 4:42 AM	0.452		4.064
9/7/2021 4:48 AM	0.447		4.061
9/7/2021 4:54 AM	0.448		4.076
9/7/2021 5:00 AM	0.446		4.099
9/7/2021 5:06 AM	0.443		4.085
9/7/2021 5:12 AM	0.437		4.088
9/7/2021 5:18 AM	0.436		4.09
9/7/2021 5:24 AM	0.432		4.088
9/7/2021 5:30 AM	0.429		4.089
9/7/2021 5:36 AM	0.424		4.092
9/7/2021 5:42 AM	0.417		4.096
9/7/2021 5:48 AM	0.419		4.093
9/7/2021 5:54 AM	0.419		4.091
9/7/2021 6:00 AM	0.42		4.073
9/7/2021 6:06 AM	0.419		4.081
9/7/2021 6:12 AM	0.415		4.083
9/7/2021 6:18 AM	0.426		4.084
9/7/2021 6:24 AM	0.447		4.089
9/7/2021 6:30 AM	0.472		4.066
9/7/2021 6:36 AM	0.499		4.026
9/7/2021 6:42 AM	0.532		3.962
9/7/2021 6:48 AM	0.564		3.951
9/7/2021 6:54 AM	0.6		3.941
9/7/2021 7:00 AM	0.625		3.928
9/7/2021 7:06 AM	0.648		3.99
9/7/2021 7:12 AM	0.67		4.095
9/7/2021 7:18 AM	0.695		4.117
9/7/2021 7:24 AM	0.727		4.113
9/7/2021 7:30 AM	0.743		4.098

## Opacity Data Summary Report

**Company:** New York City D.E.P.  
North River Wastewater Resource Recovery Facility  
New York, NY 10031



**Data Group:** Valid Data  
**Report Name:** 3rd Quarter 2021

**Start of Report:** 7/1/2021 0:00  
**End of Report:** 9/30/2021 23:54

All Opacity Data

Date & Time	PE 1	PE 2	PE 4
	%	%	%
9/7/2021 7:36 AM	0.724		4.103
9/7/2021 7:42 AM	0.655		4.099
9/7/2021 7:48 AM	0.555		4.097
9/7/2021 7:54 AM	6.097		4.069
9/7/2021 8:00 AM	8.292		3.931
9/7/2021 8:06 AM	2.996		3.844
9/7/2021 8:12 AM	1.539		3.845
9/7/2021 8:18 AM	1.315		3.864
9/7/2021 8:24 AM	1.231		3.857
9/7/2021 8:30 AM	1.179		3.837
9/7/2021 8:36 AM	1.242		3.857
9/7/2021 8:42 AM	1.414		3.887
9/7/2021 8:48 AM	1.386		3.881
9/7/2021 8:54 AM	1.075		3.866
9/7/2021 9:00 AM	0.968		3.878
9/7/2021 9:06 AM	1.033		3.862
9/7/2021 9:12 AM	1.113		3.506
9/7/2021 9:18 AM	1.15		3.055
9/7/2021 9:24 AM	1.171		3.025
9/7/2021 9:30 AM	1.198		3.012
9/7/2021 9:36 AM	1.186		3.025
9/7/2021 9:42 AM	1.163		3.062
9/7/2021 9:48 AM	1.196		3.071
9/7/2021 9:54 AM	1.222		3.043
9/7/2021 10:00 AM	1.204		3.04
9/7/2021 10:06 AM	0.883		3.064
9/7/2021 10:12 AM	0.614		3.082
9/7/2021 10:18 AM	0.649		3.098
9/7/2021 10:24 AM	0.675		3.11
9/7/2021 10:30 AM	0.769		3.095
9/7/2021 10:36 AM	0.826		3.083
9/7/2021 10:42 AM	0.795		3.096
9/7/2021 10:48 AM	0.786		3.105
9/7/2021 10:54 AM	0.798		3.087
9/7/2021 11:00 AM	0.822		3.078
9/7/2021 11:06 AM	0.818		3.058
9/7/2021 11:12 AM	0.846		3.056
9/7/2021 11:18 AM	0.893		3.057
9/7/2021 11:24 AM	0.91		3.039
9/7/2021 11:30 AM	0.928		3.09
9/7/2021 11:36 AM	0.914		3.087
9/7/2021 11:42 AM	0.939		2.869
9/7/2021 11:48 AM	0.995		2.836
9/7/2021 11:54 AM	1.044		2.854
9/7/2021 12:00 PM	1.094		2.89
9/7/2021 12:06 PM	1.092		3.061
9/7/2021 12:12 PM	0.962		3.03
9/7/2021 12:18 PM	0.856		2.944
9/7/2021 12:24 PM	0.971		3.065
9/7/2021 12:30 PM	1.039		3.155

## Opacity Data Summary Report

**Company:** New York City D.E.P.  
North River Wastewater Resource Recovery Facility  
New York, NY 10031



**Data Group:** Valid Data  
**Report Name:** 3rd Quarter 2021

**Start of Report:** 7/1/2021 0:00  
**End of Report:** 9/30/2021 23:54

All Opacity Data

Date & Time	PE 1	PE 2	PE 4
	%	%	%
9/7/2021 12:36 PM	0.962		3.116
9/7/2021 12:42 PM	0.75		2.978
9/7/2021 12:48 PM	0.558		2.865
9/7/2021 12:54 PM	0.75		3.025
9/7/2021 1:00 PM	0.968		3.095
9/7/2021 1:06 PM	0.976		3.09
9/7/2021 1:12 PM	0.918		3.068
9/7/2021 1:18 PM	0.9		3.017
9/7/2021 1:24 PM	0.855		2.983
9/7/2021 1:30 PM	0.855		2.983
9/7/2021 1:36 PM	0.875		2.977
9/7/2021 1:42 PM	0.885		2.993
9/7/2021 1:48 PM	0.917		2.983
9/7/2021 1:54 PM	0.947		2.995
9/7/2021 2:00 PM	0.949		3.011
9/7/2021 2:06 PM	0.977		3.011
9/7/2021 2:12 PM	1.027		3.017
9/7/2021 2:18 PM	1.084		3.024
9/7/2021 2:24 PM	1.124		3.027
9/7/2021 2:30 PM	1.135		3.037
9/7/2021 2:36 PM	1.174		3.025
9/7/2021 2:42 PM	1.057		3.024
9/7/2021 2:48 PM	0.819		3.035
9/7/2021 2:54 PM	0.776		3.051
9/7/2021 3:00 PM	0.654		3.069
9/7/2021 3:06 PM	0.452		3.053
9/7/2021 3:12 PM	0.426		3.048
9/7/2021 3:18 PM	0.439		3.049
9/7/2021 3:24 PM	0.455		3.041
9/7/2021 3:30 PM	0.476		3.034
9/7/2021 3:36 PM	0.483		3.034
9/7/2021 3:42 PM	0.498		3.054
9/7/2021 3:48 PM	0.496		3.044
9/7/2021 3:54 PM	0.492		3.037
9/7/2021 4:00 PM	0.502		3.056
9/7/2021 4:06 PM	0.5		3.054
9/7/2021 4:12 PM	0.531		3.075
9/7/2021 4:18 PM	0.54		3.067
9/7/2021 4:24 PM	0.533		3.07
9/7/2021 4:30 PM	0.519		3.102
9/7/2021 4:36 PM	0.516		3.114
9/7/2021 4:42 PM	0.528		3.087
9/7/2021 4:48 PM	0.547		3.082
9/7/2021 4:54 PM	0.533		3.078
9/7/2021 5:00 PM	0.509		3.04
9/7/2021 5:06 PM	0.534		3.061
9/7/2021 5:12 PM	0.543		3.106
9/7/2021 5:18 PM	0.519		3.135
9/7/2021 5:24 PM	0.506		3.157
9/7/2021 5:30 PM	0.48		3.139

## Opacity Data Summary Report

**Company:** New York City D.E.P.  
North River Wastewater Resource Recovery Facility  
New York, NY 10031



**Data Group:** Valid Data  
**Report Name:** 3rd Quarter 2021

**Start of Report:** 7/1/2021 0:00  
**End of Report:** 9/30/2021 23:54

All Opacity Data

Date & Time	PE 1	PE 2	PE 4
	%	%	%
9/7/2021 5:36 PM	0.472		3.109
9/7/2021 5:42 PM	0.485		3.114
9/7/2021 5:48 PM	0.503		3.118
9/7/2021 5:54 PM	0.478		3.109
9/7/2021 6:00 PM	0.462		3.107
9/7/2021 6:06 PM	0.452		3.112
9/7/2021 6:12 PM	0.446		3.116
9/7/2021 6:18 PM	0.437		3.122
9/7/2021 6:24 PM	0.419		3.121
9/7/2021 6:30 PM	0.386		3.203
9/7/2021 6:36 PM	0.337		4.149
9/7/2021 6:42 PM	0.327		4.52
9/7/2021 6:48 PM	0.354		4.26
9/7/2021 6:54 PM	0.362		4.25
9/7/2021 7:00 PM	0.372		4.199
9/7/2021 7:06 PM	0.349		4.186
9/7/2021 7:12 PM	0.335		4.221
9/7/2021 7:18 PM	0.342		4.219
9/7/2021 7:24 PM	0.354		4.239
9/7/2021 7:30 PM	0.368		4.25
9/7/2021 7:36 PM	0.367		4.197
9/7/2021 7:42 PM	0.34		4.227
9/7/2021 7:48 PM	0.332		4.244
9/7/2021 7:54 PM	0.339		4.213
9/7/2021 8:00 PM	0.348		4.139
9/7/2021 8:06 PM	0.344		4.025
9/7/2021 8:12 PM	0.352		4.04
9/7/2021 8:18 PM	0.351		4.037
9/7/2021 8:24 PM	0.341		4.005
9/7/2021 8:30 PM	0.35		4.001
9/7/2021 8:36 PM	0.356		4.028
9/7/2021 8:42 PM	0.356		4.029
9/7/2021 8:48 PM	0.363		4.027
9/7/2021 8:54 PM	0.373		4.02
9/7/2021 9:00 PM	0.358		4.024
9/7/2021 9:06 PM	0.347		4.018
9/7/2021 9:12 PM	0.356		4.049
9/7/2021 9:18 PM	0.381		4.087
9/7/2021 9:24 PM	0.406		4.051
9/7/2021 9:30 PM	0.41		4.048
9/7/2021 9:36 PM	0.413		4.032
9/7/2021 9:42 PM	0.43		4.03
9/7/2021 9:48 PM	0.429		4.031
9/7/2021 9:54 PM	0.418		4.032
9/7/2021 10:00 PM	0.404		4.044
9/7/2021 10:06 PM	0.601		4.029
9/7/2021 10:12 PM	0.766		4.033
9/7/2021 10:18 PM	0.68		4.022
9/7/2021 10:24 PM	0.648		4.014
9/7/2021 10:30 PM	0.581		4.031

## Opacity Data Summary Report

**Company:** New York City D.E.P.  
North River Wastewater Resource Recovery Facility  
New York, NY 10031



**Data Group:** Valid Data  
**Report Name:** 3rd Quarter 2021

**Start of Report:** 7/1/2021 0:00  
**End of Report:** 9/30/2021 23:54

All Opacity Data

Date & Time	PE 1	PE 2	PE 4
	%	%	%
9/7/2021 10:36 PM	0.505		4.041
9/7/2021 10:42 PM	0.47		4.038
9/7/2021 10:48 PM	0.475		4.021
9/7/2021 10:54 PM	0.427		4.03
9/7/2021 11:00 PM	0.42		4.054
9/7/2021 11:06 PM	0.437		4.053
9/7/2021 11:12 PM	0.435		4.033
9/7/2021 11:18 PM	0.426		4.046
9/7/2021 11:24 PM	0.429		4.033
9/7/2021 11:30 PM	0.453		4.046
9/7/2021 11:36 PM	0.439		4.048
9/7/2021 11:42 PM	0.439		4.052
9/7/2021 11:48 PM	0.44		4.068
9/7/2021 11:54 PM	0.421		4.073
9/8/2021 12:00 AM	0.438		4.068
9/8/2021 12:06 AM	0.452		4.059
9/8/2021 12:12 AM	0.443		4.044
9/8/2021 12:18 AM	0.417		4.074
9/8/2021 12:24 AM	0.352		4.034
9/8/2021 12:30 AM	0.34		3.997
9/8/2021 12:36 AM	0.351		4.012
9/8/2021 12:42 AM	0.353		3.986
9/8/2021 12:48 AM	0.36		3.989
9/8/2021 12:54 AM	0.371		4.015
9/8/2021 1:00 AM	0.361		4.014
9/8/2021 1:06 AM	0.417		4.045
9/8/2021 1:12 AM	0.052		3.978
9/8/2021 1:18 AM	-0.358		3.888
9/8/2021 1:24 AM	-0.319		3.911
9/8/2021 1:30 AM	-0.228		3.926
9/8/2021 1:36 AM	-0.222		3.945
9/8/2021 1:42 AM	-0.202		3.959
9/8/2021 1:48 AM	-0.134		3.982
9/8/2021 1:54 AM	-0.119		3.96
9/8/2021 2:00 AM	-0.151		3.951
9/8/2021 2:06 AM	-0.107		3.957
9/8/2021 2:12 AM	-0.065		3.96
9/8/2021 2:18 AM	-0.048		3.97
9/8/2021 2:24 AM	-0.028		3.982
9/8/2021 2:30 AM	0.003		3.952
9/8/2021 2:36 AM	0.024		3.942
9/8/2021 2:42 AM	0.004		3.958
9/8/2021 2:48 AM	0.013		3.968
9/8/2021 2:54 AM	0.089		3.973
9/8/2021 3:00 AM	0.126		3.953
9/8/2021 3:06 AM	0.118		3.96
9/8/2021 3:12 AM	0.161		3.967
9/8/2021 3:18 AM	0.189		3.967
9/8/2021 3:24 AM	0.185		3.961
9/8/2021 3:30 AM	0.18		3.942

## Opacity Data Summary Report

**Company:** New York City D.E.P.  
 North River Wastewater Resource Recovery Facility  
 New York, NY 10031



**Data Group:** Valid Data  
**Report Name:** 3rd Quarter 2021

**Start of Report:** 7/1/2021 0:00  
**End of Report:** 9/30/2021 23:54

All Opacity Data

Date & Time	PE 1	PE 2	PE 4
	%	%	%
9/8/2021 3:36 AM	0.166		3.953
9/8/2021 3:42 AM	0.162		3.975
9/8/2021 3:48 AM	0.175		3.962
9/8/2021 3:54 AM	0.187		3.962
9/8/2021 4:00 AM	0.192		3.968
9/8/2021 4:06 AM	0.199		3.968
9/8/2021 4:12 AM	0.259		3.976
9/8/2021 4:18 AM	0.25		3.975
9/8/2021 4:24 AM	0.224		3.986
9/8/2021 4:30 AM	0.282		4.237
9/8/2021 4:36 AM	0.28		4.435
9/8/2021 4:42 AM	0.276		4.415
9/8/2021 4:48 AM	0.294		4.391
9/8/2021 4:54 AM	0.361		4.401
9/8/2021 5:00 AM	0.341		4.405
9/8/2021 5:06 AM	0.324		4.41
9/8/2021 5:12 AM	0.33		4.412
9/8/2021 5:18 AM	0.322		4.416
9/8/2021 5:24 AM	0.302		4.403
9/8/2021 5:30 AM	0.288		4.399
9/8/2021 5:36 AM	0.301		4.399
9/8/2021 5:42 AM	0.32		4.406
9/8/2021 5:48 AM	0.321		4.429
9/8/2021 5:54 AM	0.344		4.415
9/8/2021 6:00 AM	0.361		4.385
9/8/2021 6:06 AM	0.355		4.392
9/8/2021 6:12 AM	0.357		4.416
9/8/2021 6:18 AM	0.368		4.417
9/8/2021 6:24 AM	0.39		4.413
9/8/2021 6:30 AM	0.386		4.416
9/8/2021 6:36 AM	0.397		4.406
9/8/2021 6:42 AM	0.431		4.392
9/8/2021 6:48 AM	0.463		4.418
9/8/2021 6:54 AM	0.466		4.42
9/8/2021 7:00 AM	0.473		4.405
9/8/2021 7:06 AM	0.495		4.387
9/8/2021 7:12 AM	0.506		4.396
9/8/2021 7:18 AM	0.52		4.383
9/8/2021 7:24 AM	0.538		4.393
9/8/2021 7:30 AM	0.55		4.396
9/8/2021 7:36 AM	0.531		4.389
9/8/2021 7:42 AM	0.459		4.386
9/8/2021 7:48 AM	0.417		4.368
9/8/2021 7:54 AM	2.612		4.385
9/8/2021 8:00 AM	1.916		4.417
9/8/2021 8:06 AM	1.287		4.408
9/8/2021 8:12 AM	1.137		4.435
9/8/2021 8:18 AM	1.042		4.496
9/8/2021 8:24 AM	0.967		4.558
9/8/2021 8:30 AM	0.925		4.485

## Opacity Data Summary Report

**Company:** New York City D.E.P.  
North River Wastewater Resource Recovery Facility  
New York, NY 10031



**Data Group:** Valid Data  
**Report Name:** 3rd Quarter 2021

**Start of Report:** 7/1/2021 0:00  
**End of Report:** 9/30/2021 23:54

All Opacity Data

Date & Time	PE 1	PE 2	PE 4
	%	%	%
9/8/2021 8:36 AM	0.969		4.364
9/8/2021 8:42 AM	0.894		4.321
9/8/2021 8:48 AM	1.063		4.289
9/8/2021 8:54 AM	1.122		4.253
9/8/2021 9:00 AM	0.939		4.184
9/8/2021 9:06 AM	0.878		4.163
9/8/2021 9:12 AM	0.754		4.286
9/8/2021 9:18 AM	0.644		4.45
9/8/2021 9:24 AM	0.838		4.531
9/8/2021 9:30 AM	1.004		4.572
9/8/2021 9:36 AM	0.995		4.552
9/8/2021 9:42 AM	0.971		4.542
9/8/2021 9:48 AM	0.94		4.552
9/8/2021 9:54 AM	0.93		4.552
9/8/2021 10:00 AM	0.938		4.543
9/8/2021 10:06 AM	0.927		4.552
9/8/2021 10:12 AM	0.925		4.55
9/8/2021 10:18 AM	0.956		4.556
9/8/2021 10:24 AM	0.966		4.555
9/8/2021 10:30 AM	0.991		4.541
9/8/2021 10:36 AM	1.033		4.577
9/8/2021 10:42 AM	1.088		4.576
9/8/2021 10:48 AM	1.127		4.558
9/8/2021 10:54 AM	1.091		4.546
9/8/2021 11:00 AM	1.093		4.551
9/8/2021 11:06 AM	1.088		4.562
9/8/2021 11:12 AM	1.047		4.547
9/8/2021 11:18 AM	1.013		4.54
9/8/2021 11:24 AM	1.024		4.55
9/8/2021 11:30 AM	1.01		4.569
9/8/2021 11:36 AM	1.021		4.556
9/8/2021 11:42 AM	1.066		4.528
9/8/2021 11:48 AM	1.059		4.516
9/8/2021 11:54 AM	1.112		4.548
9/8/2021 12:00 PM	1.067		4.538
9/8/2021 12:06 PM	0.832		4.457
9/8/2021 12:12 PM	0.848		4.455
9/8/2021 12:18 PM	0.882		4.465
9/8/2021 12:24 PM	0.863		4.472
9/8/2021 12:30 PM	0.704		4.42
9/8/2021 12:36 PM	0.398		4.145
9/8/2021 12:42 PM	0.33		3.999
9/8/2021 12:48 PM	0.376		4.006
9/8/2021 12:54 PM	0.396		4.022
9/8/2021 1:00 PM	0.402		4.032
9/8/2021 1:06 PM	0.401		4.012
9/8/2021 1:12 PM	0.421		4.04
9/8/2021 1:18 PM	0.43		4.028
9/8/2021 1:24 PM	0.446		4.004
9/8/2021 1:30 PM	0.493		4.008



## Opacity Data Summary Report

**Company:** New York City D.E.P.  
North River Wastewater Resource Recovery Facility  
New York, NY 10031



**Data Group:** Valid Data  
**Report Name:** 3rd Quarter 2021

**Start of Report:** 7/1/2021 0:00  
**End of Report:** 9/30/2021 23:54

All Opacity Data

Date & Time	PE 1	PE 2	PE 4
	%	%	%
9/8/2021 1:36 PM	0.478		4.008
9/8/2021 1:42 PM	0.428		4.003
9/8/2021 1:48 PM	0.448		4.005
9/8/2021 1:54 PM	0.492		4.028
9/8/2021 2:00 PM	0.497		4.042
9/8/2021 2:06 PM	0.463		4.02
9/8/2021 2:12 PM	0.479		3.993
9/8/2021 2:18 PM	0.506		4.001
9/8/2021 2:24 PM	0.509		4.003
9/8/2021 2:30 PM	0.492		4.015
9/8/2021 2:36 PM	0.494		4.003
9/8/2021 2:42 PM	0.53		3.985
9/8/2021 2:48 PM	0.544		4.013
9/8/2021 2:54 PM	0.538		3.995
9/8/2021 3:00 PM	0.521		3.99
9/8/2021 3:06 PM	0.539		3.999
9/8/2021 3:12 PM	0.563		3.976
9/8/2021 3:18 PM	0.604		3.981
9/8/2021 3:24 PM	0.604		3.996
9/8/2021 3:30 PM	0.601		4.012
9/8/2021 3:36 PM	0.576		4.012
9/8/2021 3:42 PM	0.539		4.013
9/8/2021 3:48 PM	0.507		4.026
9/8/2021 3:54 PM	0.533		4.047
9/8/2021 4:00 PM	0.524		4.045
9/8/2021 4:06 PM	0.495		4.024
9/8/2021 4:12 PM	0.487		4.038
9/8/2021 4:18 PM	0.492		4.046
9/8/2021 4:24 PM	0.466		4.066
9/8/2021 4:30 PM	0.463		4.05
9/8/2021 4:36 PM	0.497		4.063
9/8/2021 4:42 PM	0.507		4.066
9/8/2021 4:48 PM	0.504		4.058
9/8/2021 4:54 PM	0.496		4.068
9/8/2021 5:00 PM	0.492		4.062
9/8/2021 5:06 PM	0.504		4.059
9/8/2021 5:12 PM	0.53		4.057
9/8/2021 5:18 PM	0.519		4.045
9/8/2021 5:24 PM	0.501		4.058
9/8/2021 5:30 PM	0.493		4.077
9/8/2021 5:36 PM	0.508		4.069
9/8/2021 5:42 PM	0.51		4.074
9/8/2021 5:48 PM	0.485		4.086
9/8/2021 5:54 PM	0.466		4.074
9/8/2021 6:00 PM	0.502		4.068
9/8/2021 6:06 PM	0.495		4.06
9/8/2021 6:12 PM	0.472		4.088
9/8/2021 6:18 PM	0.474		4.108
9/8/2021 6:24 PM	0.449		4.081
9/8/2021 6:30 PM	0.45		4.1

## Opacity Data Summary Report

**Company:** New York City D.E.P.  
North River Wastewater Resource Recovery Facility  
New York, NY 10031



**Data Group:** Valid Data  
**Report Name:** 3rd Quarter 2021

**Start of Report:** 7/1/2021 0:00  
**End of Report:** 9/30/2021 23:54

All Opacity Data

Date & Time	PE 1	PE 2	PE 4
	%	%	%
9/8/2021 6:36 PM	0.441		4.088
9/8/2021 6:42 PM	0.442		4.08
9/8/2021 6:48 PM	0.469		4.079
9/8/2021 6:54 PM	0.433		4.049
9/8/2021 7:00 PM	0.437		4.046
9/8/2021 7:06 PM	0.447		4.055
9/8/2021 7:12 PM	0.426		4.031
9/8/2021 7:18 PM	0.414		4.047
9/8/2021 7:24 PM	0.407		4.062
9/8/2021 7:30 PM	0.403		4.045
9/8/2021 7:36 PM	0.426		4.025
9/8/2021 7:42 PM	0.435		4.003
9/8/2021 7:48 PM	0.439		4.019
9/8/2021 7:54 PM	0.417		4.037
9/8/2021 8:00 PM	0.41		4.029
9/8/2021 8:06 PM	0.444		4.016
9/8/2021 8:12 PM	0.448		4.027
9/8/2021 8:18 PM	0.416		4.016
9/8/2021 8:24 PM	0.426		4.004
9/8/2021 8:30 PM	0.439		3.999
9/8/2021 8:36 PM	0.419		4.002
9/8/2021 8:42 PM	0.426		4.012
9/8/2021 8:48 PM	0.422		4.014
9/8/2021 8:54 PM	0.525		4.032
9/8/2021 9:00 PM	0.685		4.015
9/8/2021 9:06 PM	0.677		3.961
9/8/2021 9:12 PM	0.628		3.977
9/8/2021 9:18 PM	0.607		4.011
9/8/2021 9:24 PM	0.59		4.001
9/8/2021 9:30 PM	0.587		3.886
9/8/2021 9:36 PM	0.604		3.858
9/8/2021 9:42 PM	0.578		3.868
9/8/2021 9:48 PM	0.549		3.889
9/8/2021 9:54 PM	0.557		3.894
9/8/2021 10:00 PM	0.568		3.908
9/8/2021 10:06 PM	0.661		3.94
9/8/2021 10:12 PM	0.787		3.975
9/8/2021 10:18 PM	0.836		3.999
9/8/2021 10:24 PM	0.823		4.022
9/8/2021 10:30 PM	0.771		4.015
9/8/2021 10:36 PM	0.749		3.995
9/8/2021 10:42 PM	0.757		3.978
9/8/2021 10:48 PM	0.746		3.982
9/8/2021 10:54 PM	0.766		3.987
9/8/2021 11:00 PM	0.814		3.964
9/8/2021 11:06 PM	0.863		3.969
9/8/2021 11:12 PM	0.921		3.974
9/8/2021 11:18 PM	0.928		3.957
9/8/2021 11:24 PM	0.898		3.938
9/8/2021 11:30 PM	0.886		3.944

## Opacity Data Summary Report

**Company:** New York City D.E.P.  
North River Wastewater Resource Recovery Facility  
New York, NY 10031



**Data Group:** Valid Data  
**Report Name:** 3rd Quarter 2021

**Start of Report:** 7/1/2021 0:00  
**End of Report:** 9/30/2021 23:54

All Opacity Data

Date & Time	PE 1	PE 2	PE 4
	%	%	%
9/8/2021 11:36 PM	0.834		3.938
9/8/2021 11:42 PM	0.803		3.946
9/8/2021 11:48 PM	0.844		3.942
9/8/2021 11:54 PM	0.896		3.941
9/9/2021 12:00 AM	0.664		3.938
9/9/2021 12:06 AM	0.232		3.925
9/9/2021 12:12 AM	0.195		3.919
9/9/2021 12:18 AM	0.22		3.942
9/9/2021 12:24 AM	0.277		3.979
9/9/2021 12:30 AM	0.33		4.004
9/9/2021 12:36 AM	0.385		4.036
9/9/2021 12:42 AM	0.48		4.07
9/9/2021 12:48 AM	0.477		4.057
9/9/2021 12:54 AM	0.462		4.051
9/9/2021 1:00 AM	0.457		4.015
9/9/2021 1:06 AM	0.471		3.952
9/9/2021 1:12 AM	0.498		3.948
9/9/2021 1:18 AM	0.502		3.97
9/9/2021 1:24 AM	0.463		3.957
9/9/2021 1:30 AM	-0.021		4.025
9/9/2021 1:36 AM	-0.432		3.983
9/9/2021 1:42 AM	-0.459		3.818
9/9/2021 1:48 AM	-0.496		3.841
9/9/2021 1:54 AM	-0.453		3.868
9/9/2021 2:00 AM	-0.373		3.818
9/9/2021 2:06 AM	-0.307		3.834
9/9/2021 2:12 AM	-0.257		3.953
9/9/2021 2:18 AM	-0.253		3.925
9/9/2021 2:24 AM	-0.248		3.869
9/9/2021 2:30 AM	-0.227		3.97
9/9/2021 2:36 AM	-0.208		4.059
9/9/2021 2:42 AM	-0.171		4.012
9/9/2021 2:48 AM	-0.103		3.987
9/9/2021 2:54 AM	-0.111		3.973
9/9/2021 3:00 AM	-0.125		3.958
9/9/2021 3:06 AM	-0.085		3.99
9/9/2021 3:12 AM	-0.053		3.997
9/9/2021 3:18 AM	-0.03		4.018
9/9/2021 3:24 AM	0.004		4.041
9/9/2021 3:30 AM	0.043		4.005
9/9/2021 3:36 AM	0.047		3.869
9/9/2021 3:42 AM	0.05		3.773
9/9/2021 3:48 AM	0.086		3.8
9/9/2021 3:54 AM	0.096		3.861
9/9/2021 4:00 AM	2.325		3.453
9/9/2021 4:06 AM	3.007		1.163
9/9/2021 4:12 AM	0.912		1.141
9/9/2021 4:18 AM	0.57		1.146
9/9/2021 4:24 AM	0.513		1.159
9/9/2021 4:30 AM	0.461		1.174

## Opacity Data Summary Report

**Company:** New York City D.E.P.  
North River Wastewater Resource Recovery Facility  
New York, NY 10031



**Data Group:** Valid Data  
**Report Name:** 3rd Quarter 2021

**Start of Report:** 7/1/2021 0:00  
**End of Report:** 9/30/2021 23:54

All Opacity Data

Date & Time	PE 1	PE 2	PE 4
	%	%	%
9/9/2021 4:36 AM	0.382		1.195
9/9/2021 4:42 AM	0.376		1.199
9/9/2021 4:48 AM	0.372		1.198
9/9/2021 4:54 AM	0.406		1.204
9/9/2021 5:00 AM	0.455		1.207
9/9/2021 5:06 AM	0.474		1.2
9/9/2021 5:12 AM	0.495		1.192
9/9/2021 5:18 AM	0.585		1.195
9/9/2021 5:24 AM	0.631		1.202
9/9/2021 5:30 AM	0.277		1.201
9/9/2021 5:36 AM	0.026		1.202
9/9/2021 5:42 AM	0.064		1.22
9/9/2021 5:48 AM	0.116		1.244
9/9/2021 5:54 AM	0.124		1.278
9/9/2021 6:00 AM	0.121		1.311
9/9/2021 6:06 AM	0.127		1.316
9/9/2021 6:12 AM	0.12		1.325
9/9/2021 6:18 AM	0.434		1.329
9/9/2021 6:24 AM	0.636		1.318
9/9/2021 6:30 AM	0.616		2.13
9/9/2021 6:36 AM	0.611		2.479
9/9/2021 6:42 AM	0.626		1.391
9/9/2021 6:48 AM	0.634		1.3
9/9/2021 6:54 AM	0.445		2.58
9/9/2021 7:00 AM	0.168		4.16
9/9/2021 7:06 AM	0.164		3.761
9/9/2021 7:12 AM	0.24		3.358
9/9/2021 7:18 AM	0.302		3.343
9/9/2021 7:24 AM	0.323		3.355
9/9/2021 7:30 AM	0.329		3.381
9/9/2021 7:36 AM	0.37		3.396
9/9/2021 7:42 AM	0.415		3.395
9/9/2021 7:48 AM	0.375		3.366
9/9/2021 7:54 AM	0.372		3.371
9/9/2021 8:00 AM	0.368		3.35
9/9/2021 8:06 AM	0.656		3.343
9/9/2021 8:12 AM	0.899		3.339
9/9/2021 8:18 AM	0.818		3.267
9/9/2021 8:24 AM	0.829		3.271
9/9/2021 8:30 AM	0.88		3.314
9/9/2021 8:36 AM	0.893		3.349
9/9/2021 8:42 AM	0.742		3.327
9/9/2021 8:48 AM	0.585		3.293
9/9/2021 8:54 AM	0.661		3.298
9/9/2021 9:00 AM	0.663		3.337
9/9/2021 9:06 AM	0.622		3.312
9/9/2021 9:12 AM	0.624		3.315
9/9/2021 9:18 AM	0.565		3.341
9/9/2021 9:24 AM	0.452		3.836
9/9/2021 9:30 AM	0.432		4.295

## Opacity Data Summary Report

**Company:** New York City D.E.P.  
North River Wastewater Resource Recovery Facility  
New York, NY 10031



**Data Group:** Valid Data  
**Report Name:** 3rd Quarter 2021

**Start of Report:** 7/1/2021 0:00  
**End of Report:** 9/30/2021 23:54

All Opacity Data

Date & Time	PE 1	PE 2	PE 4
	%	%	%
9/9/2021 9:36 AM	0.447		4.145
9/9/2021 9:42 AM	0.451		4.154
9/9/2021 9:48 AM	0.457		4.168
9/9/2021 9:54 AM	0.492		4.166
9/9/2021 10:00 AM	0.503		4.221
9/9/2021 10:06 AM	0.547		4.236
9/9/2021 10:12 AM	0.576		4.204
9/9/2021 10:18 AM	0.525		4.209
9/9/2021 10:24 AM	0.51		4.202
9/9/2021 10:30 AM	0.517		4.217
9/9/2021 10:36 AM	0.528		4.225
9/9/2021 10:42 AM	0.538		4.242
9/9/2021 10:48 AM	0.536		4.265
9/9/2021 10:54 AM	0.516		4.255
9/9/2021 11:00 AM	0.499		4.219
9/9/2021 11:06 AM	0.525		4.192
9/9/2021 11:12 AM	0.532		4.189
9/9/2021 11:18 AM	0.524		4.207
9/9/2021 11:24 AM	0.526		4.153
9/9/2021 11:30 AM	0.475		4.105
9/9/2021 11:36 AM	0.462		4.116
9/9/2021 11:42 AM	0.487		4.101
9/9/2021 11:48 AM	0.481		4.085
9/9/2021 11:54 AM	0.489		4.098
9/9/2021 12:00 PM	0.466		4.084
9/9/2021 12:06 PM	0.476		3.959
9/9/2021 12:12 PM	0.455		3.978
9/9/2021 12:18 PM	0.469		3.98
9/9/2021 12:24 PM	0.47		3.957
9/9/2021 12:30 PM	0.48		3.968
9/9/2021 12:36 PM	0.475		3.951
9/9/2021 12:42 PM	0.491		3.944
9/9/2021 12:48 PM	0.484		3.979
9/9/2021 12:54 PM	0.474		3.988
9/9/2021 1:00 PM	0.452		3.994
9/9/2021 1:06 PM	0.454		4.016
9/9/2021 1:12 PM	0.426		4.011
9/9/2021 1:18 PM	0.405		3.993
9/9/2021 1:24 PM	0.404		4.027
9/9/2021 1:30 PM	0.458		4.022
9/9/2021 1:36 PM	0.505		4.017
9/9/2021 1:42 PM	0.559		4.17
9/9/2021 1:48 PM	0.532		4.246
9/9/2021 1:54 PM	0.52		4.277
9/9/2021 2:00 PM	0.502		3.772
9/9/2021 2:06 PM	0.457		3.286
9/9/2021 2:12 PM	0.391		3.272
9/9/2021 2:18 PM	0.309		3.249
9/9/2021 2:24 PM	0.344		3.211
9/9/2021 2:30 PM	0.388		3.134

## Opacity Data Summary Report

**Company:** New York City D.E.P.  
North River Wastewater Resource Recovery Facility  
New York, NY 10031



**Data Group:** Valid Data  
**Report Name:** 3rd Quarter 2021

**Start of Report:** 7/1/2021 0:00  
**End of Report:** 9/30/2021 23:54

All Opacity Data

Date & Time	PE 1	PE 2	PE 4
	%	%	%
9/9/2021 2:36 PM	0.438		3.128
9/9/2021 2:42 PM	0.468		3.143
9/9/2021 2:48 PM	0.453		3.141
9/9/2021 2:54 PM	0.472		3.149
9/9/2021 3:00 PM	0.481		3.165
9/9/2021 3:06 PM	0.5		3.159
9/9/2021 3:12 PM	0.526		3.142
9/9/2021 3:18 PM	0.522		3.151
9/9/2021 3:24 PM	0.535		3.097
9/9/2021 3:30 PM	0.588		3.073
9/9/2021 3:36 PM	0.588		3.08
9/9/2021 3:42 PM	0.58		3.086
9/9/2021 3:48 PM	0.563		3.117
9/9/2021 3:54 PM	0.565		3.146
9/9/2021 4:00 PM	0.575		3.419
9/9/2021 4:06 PM	0.586		3.939
9/9/2021 4:12 PM	0.577		3.999
9/9/2021 4:18 PM	0.602		3.944
9/9/2021 4:24 PM	0.639		3.951
9/9/2021 4:30 PM	0.634		3.928
9/9/2021 4:36 PM	0.642		3.948
9/9/2021 4:42 PM	0.655		3.954
9/9/2021 4:48 PM	0.673		3.967
9/9/2021 4:54 PM	0.685		3.956
9/9/2021 5:00 PM	0.675		3.929
9/9/2021 5:06 PM	0.713		3.944
9/9/2021 5:12 PM	0.737		3.981
9/9/2021 5:18 PM	0.659		3.993
9/9/2021 5:24 PM	0.301		4.028
9/9/2021 5:30 PM	0.086		4.027
9/9/2021 5:36 PM	0.116		3.989
9/9/2021 5:42 PM	0.153		3.995
9/9/2021 5:48 PM	0.195		3.997
9/9/2021 5:54 PM	0.226		3.964
9/9/2021 6:00 PM	0.234		3.965
9/9/2021 6:06 PM	0.252		3.965
9/9/2021 6:12 PM	0.305		3.974
9/9/2021 6:18 PM	0.325		3.965
9/9/2021 6:24 PM	0.309		3.949
9/9/2021 6:30 PM	0.33		3.961
9/9/2021 6:36 PM	0.369		3.956
9/9/2021 6:42 PM	0.369		3.957
9/9/2021 6:48 PM	0.356		3.968
9/9/2021 6:54 PM	0.362		3.949
9/9/2021 7:00 PM	0.402		3.962
9/9/2021 7:06 PM	0.374		3.983
9/9/2021 7:12 PM	0.363		3.979
9/9/2021 7:18 PM	0.378		3.989
9/9/2021 7:24 PM	0.4		3.982
9/9/2021 7:30 PM	0.421		3.966

## Opacity Data Summary Report

**Company:** New York City D.E.P.  
North River Wastewater Resource Recovery Facility  
New York, NY 10031



**Data Group:** Valid Data  
**Report Name:** 3rd Quarter 2021

**Start of Report:** 7/1/2021 0:00  
**End of Report:** 9/30/2021 23:54

All Opacity Data

Date & Time	PE 1	PE 2	PE 4
	%	%	%
9/9/2021 7:36 PM	0.405		3.972
9/9/2021 7:42 PM	0.392		3.957
9/9/2021 7:48 PM	0.403		3.952
9/9/2021 7:54 PM	0.399		3.955
9/9/2021 8:00 PM	0.406		3.953
9/9/2021 8:06 PM	0.409		3.966
9/9/2021 8:12 PM	0.402		3.958
9/9/2021 8:18 PM	0.226		3.957
9/9/2021 8:24 PM	0.102		3.952
9/9/2021 8:30 PM	0.123		3.968
9/9/2021 8:36 PM	0.122		3.97
9/9/2021 8:42 PM	0.12		3.983
9/9/2021 8:48 PM	0.13		3.997
9/9/2021 8:54 PM	0.143		3.995
9/9/2021 9:00 PM	0.148		3.991
9/9/2021 9:06 PM	0.172		3.977
9/9/2021 9:12 PM	0.167		3.957
9/9/2021 9:18 PM	0.168		3.963
9/9/2021 9:24 PM	0.166		3.968
9/9/2021 9:30 PM	0.154		3.976
9/9/2021 9:36 PM	0.138		4.002
9/9/2021 9:42 PM	0.175		4.024
9/9/2021 9:48 PM	0.187		4.012
9/9/2021 9:54 PM	0.188		3.981
9/9/2021 10:00 PM	0.197		3.979
9/9/2021 10:06 PM	0.194		3.972
9/9/2021 10:12 PM	0.299		3.952
9/9/2021 10:18 PM	0.824		3.934
9/9/2021 10:24 PM	0.886		3.928
9/9/2021 10:30 PM	0.799		3.939
9/9/2021 10:36 PM	0.74		3.962
9/9/2021 10:42 PM	0.67		3.966
9/9/2021 10:48 PM	0.695		3.961
9/9/2021 10:54 PM	0.903		3.964
9/9/2021 11:00 PM	1.026		3.965
9/9/2021 11:06 PM	0.935		3.97
9/9/2021 11:12 PM	0.714		3.984
9/9/2021 11:18 PM	0.55		3.999
9/9/2021 11:24 PM	0.531		3.996
9/9/2021 11:30 PM	0.509		3.993
9/9/2021 11:36 PM	0.496		3.982
9/9/2021 11:42 PM	0.495		3.98
9/9/2021 11:48 PM	0.512		3.971
9/9/2021 11:54 PM	0.563		3.99
9/10/2021 12:00 AM	0.602		3.993
9/10/2021 12:06 AM	0.415		3.977
9/10/2021 12:12 AM	0.007		3.962
9/10/2021 12:18 AM	-0.074		3.961
9/10/2021 12:24 AM	-0.024		3.957
9/10/2021 12:30 AM	-0.004		3.934

## Opacity Data Summary Report

**Company:** New York City D.E.P.  
North River Wastewater Resource Recovery Facility  
New York, NY 10031



**Data Group:** Valid Data  
**Report Name:** 3rd Quarter 2021

**Start of Report:** 7/1/2021 0:00  
**End of Report:** 9/30/2021 23:54

All Opacity Data

Date & Time	PE 1	PE 2	PE 4
	%	%	%
9/10/2021 12:36 AM	0.03		3.96
9/10/2021 12:42 AM	0.07		3.96
9/10/2021 12:48 AM	0.089		3.945
9/10/2021 12:54 AM	0.089		3.939
9/10/2021 1:00 AM	0.081		3.936
9/10/2021 1:06 AM	0.085		3.969
9/10/2021 1:12 AM	0.063		3.975
9/10/2021 1:18 AM	0.068		3.918
9/10/2021 1:24 AM	0.094		3.93
9/10/2021 1:30 AM	0.116		3.935
9/10/2021 1:36 AM	0.114		3.941
9/10/2021 1:42 AM	0.11		3.967
9/10/2021 1:48 AM	0.146		3.988
9/10/2021 1:54 AM	0.161		3.98
9/10/2021 2:00 AM	0.142		3.982
9/10/2021 2:06 AM	0.178		3.97
9/10/2021 2:12 AM	0.168		3.328
9/10/2021 2:18 AM	0.17		2.593
9/10/2021 2:24 AM	0.177		2.723
9/10/2021 2:30 AM	0.162		2.825
9/10/2021 2:36 AM	0.168		2.901
9/10/2021 2:42 AM	0.158		2.936
9/10/2021 2:48 AM	0.112		2.945
9/10/2021 2:54 AM	0.107		2.962
9/10/2021 3:00 AM	0.129		3.075
9/10/2021 3:06 AM	-0.167		3.147
9/10/2021 3:12 AM	-0.583		3.049
9/10/2021 3:18 AM	-0.627		3.03
9/10/2021 3:24 AM	-0.592		2.982
9/10/2021 3:30 AM	-0.546		2.957
9/10/2021 3:36 AM	-0.474		2.969
9/10/2021 3:42 AM	-0.455		3.015
9/10/2021 3:48 AM	-0.436		3.031
9/10/2021 3:54 AM	-0.403		3.009
9/10/2021 4:00 AM	-0.322		3.048
9/10/2021 4:06 AM	-0.267		3.057
9/10/2021 4:12 AM	-0.268		3.034
9/10/2021 4:18 AM	-0.278		3.442
9/10/2021 4:24 AM	-0.272		3.92
9/10/2021 4:30 AM	-0.271		3.934
9/10/2021 4:36 AM	-0.255		3.947
9/10/2021 4:42 AM	-0.222		3.999
9/10/2021 4:48 AM	-0.22		3.998
9/10/2021 4:54 AM	-0.191		3.972
9/10/2021 5:00 AM	-0.188		3.985
9/10/2021 5:06 AM	-0.159		4.001
9/10/2021 5:12 AM	-0.154		4.023
9/10/2021 5:18 AM	-0.124		3.998
9/10/2021 5:24 AM	-0.088		3.956
9/10/2021 5:30 AM	-0.102		3.96



## Opacity Data Summary Report

**Company:** New York City D.E.P.  
North River Wastewater Resource Recovery Facility  
New York, NY 10031



**Data Group:** Valid Data  
**Report Name:** 3rd Quarter 2021

**Start of Report:** 7/1/2021 0:00  
**End of Report:** 9/30/2021 23:54

All Opacity Data

Date & Time	PE 1	PE 2	PE 4
	%	%	%
9/10/2021 5:36 AM	-0.133		3.927
9/10/2021 5:42 AM	-0.096		3.946
9/10/2021 5:48 AM	-0.095		3.964
9/10/2021 5:54 AM	-0.098		3.989
9/10/2021 6:00 AM	-0.065		3.961
9/10/2021 6:06 AM	-0.044		3.955
9/10/2021 6:12 AM	-0.077		3.962
9/10/2021 6:18 AM	-0.086		3.953
9/10/2021 6:24 AM	-0.052		3.959
9/10/2021 6:30 AM	-0.045		3.969
9/10/2021 6:36 AM	-0.023		3.961
9/10/2021 6:42 AM	0.015		3.971
9/10/2021 6:48 AM	0.019		3.976
9/10/2021 6:54 AM	0.009		3.965
9/10/2021 7:00 AM	0.029		3.971
9/10/2021 7:06 AM	0.085		3.981
9/10/2021 7:12 AM	0.074		3.972
9/10/2021 7:18 AM	0.063		3.939
9/10/2021 7:24 AM	0.181		3.791
9/10/2021 7:30 AM	0.261		3.7
9/10/2021 7:36 AM	0.162		3.683
9/10/2021 7:42 AM	0.033		3.676
9/10/2021 7:48 AM	-0.049		3.68
9/10/2021 7:54 AM	-0.12		3.691
9/10/2021 8:00 AM	-0.149		3.687
9/10/2021 8:06 AM	1.083		3.67
9/10/2021 8:12 AM	3.935		3.471
9/10/2021 8:18 AM	3.323		2.952
9/10/2021 8:24 AM	0.948		2.857
9/10/2021 8:30 AM	0.629		2.826
9/10/2021 8:36 AM	0.531		2.841
9/10/2021 8:42 AM	0.483		2.937
9/10/2021 8:48 AM	0.398		2.984
9/10/2021 8:54 AM	0.336		3.004
9/10/2021 9:00 AM	0.244		2.93
9/10/2021 9:06 AM	0.139		2.845
9/10/2021 9:12 AM	0.155		2.837
9/10/2021 9:18 AM	0.219		2.9
9/10/2021 9:24 AM	0.267		2.947
9/10/2021 9:30 AM	0.276		2.955
9/10/2021 9:36 AM	0.228		2.998
9/10/2021 9:42 AM	0.253		3.028
9/10/2021 9:48 AM	0.289		3.036
9/10/2021 9:54 AM	0.292		3.054
9/10/2021 10:00 AM	0.286		3.053
9/10/2021 10:06 AM	0.298		3.04
9/10/2021 10:12 AM	0.302		3.035
9/10/2021 10:18 AM	0.304		3.028
9/10/2021 10:24 AM	0.306		3.044
9/10/2021 10:30 AM	0.361		3.062

**Opacity Data Summary Report**

**Company:** New York City D.E.P.  
 North River Wastewater Resource Recovery Facility  
 New York, NY 10031

**Data Group:** Valid Data

**Report Name:** 3rd Quarter 2021

**Start of Report:** 7/1/2021 0:00

**End of Report:** 9/30/2021 23:54



All Opacity Data

Date & Time	PE 1	PE 2	PE 4
	%	%	%
9/10/2021 10:36 AM	0.405		3.049
9/10/2021 10:42 AM	0.378		3.051
9/10/2021 10:48 AM	0.384		3.045
9/10/2021 10:54 AM	0.396		3.04
9/10/2021 11:00 AM	0.397		3.037
9/10/2021 11:06 AM	0.404		3.037
9/10/2021 11:12 AM	0.415		3.002
9/10/2021 11:18 AM	0.451		2.966
9/10/2021 11:24 AM	0.488		2.975
9/10/2021 11:30 AM	0.532		3.015
9/10/2021 11:36 AM	0.277		3.355
9/10/2021 11:42 AM	-0.073		3.943
9/10/2021 11:48 AM	0.032		3.983
9/10/2021 11:54 AM	0.093		3.993
9/10/2021 12:00 PM	0.117		4.035
9/10/2021 12:06 PM	0.231		4.129
9/10/2021 12:12 PM	0.241		4.151
9/10/2021 12:18 PM	0.242		4.095
9/10/2021 12:24 PM	0.257		4.074
9/10/2021 12:30 PM	0.295		4.097
9/10/2021 12:36 PM	0.336		4.086
9/10/2021 12:42 PM	0.36		4.051
9/10/2021 12:48 PM	0.377		4.06
9/10/2021 12:54 PM	0.384		4.053
9/10/2021 1:00 PM	0.406		4.035
9/10/2021 1:06 PM	0.412		4.041
9/10/2021 1:12 PM	0.43		4.027
9/10/2021 1:18 PM	0.448		4.03
9/10/2021 1:24 PM	0.418		4.025
9/10/2021 1:30 PM	0.401		3.998
9/10/2021 1:36 PM	0.387		3.996
9/10/2021 1:42 PM	0.374		4.018
9/10/2021 1:48 PM	0.382		4.017
9/10/2021 1:54 PM	0.388		4.035
9/10/2021 2:00 PM	0.395		4.036
9/10/2021 2:06 PM	0.398		4.015
9/10/2021 2:12 PM	0.417		4.034
9/10/2021 2:18 PM	0.448		4.072
9/10/2021 2:24 PM	0.474		4.078
9/10/2021 2:30 PM	0.5		4.057
9/10/2021 2:36 PM	0.479		4.034
9/10/2021 2:42 PM	0.455		4.036
9/10/2021 2:48 PM	0.461		4.024
9/10/2021 2:54 PM	0.486		4.012
9/10/2021 3:00 PM	0.464		4.02
9/10/2021 3:06 PM	0.476		4.021
9/10/2021 3:12 PM	0.493		4.041
9/10/2021 3:18 PM	0.531		4.066
9/10/2021 3:24 PM	0.537		4.041
9/10/2021 3:30 PM	0.493		3.92

## Opacity Data Summary Report

**Company:** New York City D.E.P.  
North River Wastewater Resource Recovery Facility  
New York, NY 10031



**Data Group:** Valid Data  
**Report Name:** 3rd Quarter 2021

**Start of Report:** 7/1/2021 0:00  
**End of Report:** 9/30/2021 23:54

All Opacity Data

Date & Time	PE 1	PE 2	PE 4
	%	%	%
9/10/2021 3:36 PM	0.509		3.786
9/10/2021 3:42 PM	0.51		3.798
9/10/2021 3:48 PM	0.519		3.801
9/10/2021 3:54 PM	0.507		3.813
9/10/2021 4:00 PM	0.492		3.832
9/10/2021 4:06 PM	0.495		3.835
9/10/2021 4:12 PM	0.482		3.85
9/10/2021 4:18 PM	0.464		3.852
9/10/2021 4:24 PM	0.463		3.837
9/10/2021 4:30 PM	0.462		3.866
9/10/2021 4:36 PM	0.47		3.857
9/10/2021 4:42 PM	0.485		3.829
9/10/2021 4:48 PM	0.469		3.841
9/10/2021 4:54 PM	0.442		3.844
9/10/2021 5:00 PM	0.463		3.824
9/10/2021 5:06 PM	0.446		3.824
9/10/2021 5:12 PM	0.438		3.833
9/10/2021 5:18 PM	0.463		3.83
9/10/2021 5:24 PM	0.494		3.875
9/10/2021 5:30 PM	0.503		3.872
9/10/2021 5:36 PM	0.498		3.878
9/10/2021 5:42 PM	0.509		3.871
9/10/2021 5:48 PM	0.519		3.843
9/10/2021 5:54 PM	0.495		3.831
9/10/2021 6:00 PM	0.482		3.826
9/10/2021 6:06 PM	0.475		3.842
9/10/2021 6:12 PM	0.456		3.859
9/10/2021 6:18 PM	0.448		3.861
9/10/2021 6:24 PM	0.437		3.859
9/10/2021 6:30 PM	0.392		3.865
9/10/2021 6:36 PM	0.373		3.888
9/10/2021 6:42 PM	0.368		3.883
9/10/2021 6:48 PM	0.385		3.869
9/10/2021 6:54 PM	0.399		3.869
9/10/2021 7:00 PM	0.383		3.879
9/10/2021 7:06 PM	0.393		3.858
9/10/2021 7:12 PM	0.402		3.854
9/10/2021 7:18 PM	0.396		3.864
9/10/2021 7:24 PM	0.374		3.88
9/10/2021 7:30 PM	0.387		3.901
9/10/2021 7:36 PM	0.423		3.893
9/10/2021 7:42 PM	0.461		3.885
9/10/2021 7:48 PM	0.447		3.871
9/10/2021 7:54 PM	0.424		3.864
9/10/2021 8:00 PM	0.422		3.876
9/10/2021 8:06 PM	0.416		3.896
9/10/2021 8:12 PM	0.389		3.907
9/10/2021 8:18 PM	0.353		3.906
9/10/2021 8:24 PM	0.348		3.89
9/10/2021 8:30 PM	0.359		3.899

## Opacity Data Summary Report

**Company:** New York City D.E.P.  
North River Wastewater Resource Recovery Facility  
New York, NY 10031



**Data Group:** Valid Data  
**Report Name:** 3rd Quarter 2021

**Start of Report:** 7/1/2021 0:00  
**End of Report:** 9/30/2021 23:54

All Opacity Data

Date & Time	PE 1	PE 2	PE 4
	%	%	%
9/10/2021 8:36 PM	0.386		3.877
9/10/2021 8:42 PM	0.402		3.892
9/10/2021 8:48 PM	0.394		3.911
9/10/2021 8:54 PM	0.384		3.908
9/10/2021 9:00 PM	0.377		3.924
9/10/2021 9:06 PM	0.35		3.915
9/10/2021 9:12 PM	0.171		3.922
9/10/2021 9:18 PM	0.071		3.933
9/10/2021 9:24 PM	0.072		3.955
9/10/2021 9:30 PM	0.101		3.946
9/10/2021 9:36 PM	0.116		3.944
9/10/2021 9:42 PM	0.113		3.945
9/10/2021 9:48 PM	0.122		3.949
9/10/2021 9:54 PM	0.162		3.994
9/10/2021 10:00 PM	0.168		4.012
9/10/2021 10:06 PM	0.165		3.966
9/10/2021 10:12 PM	0.156		3.947
9/10/2021 10:18 PM	0.152		3.952
9/10/2021 10:24 PM	0.138		3.953
9/10/2021 10:30 PM	0.133		3.969
9/10/2021 10:36 PM	0.104		3.965
9/10/2021 10:42 PM	0.103		3.948
9/10/2021 10:48 PM	0.114		3.952
9/10/2021 10:54 PM	0.114		3.941
9/10/2021 11:00 PM	0.124		3.901
9/10/2021 11:06 PM	0.128		3.9
9/10/2021 11:12 PM	0.141		3.908
9/10/2021 11:18 PM	0.134		3.933
9/10/2021 11:24 PM	0.104		3.938
9/10/2021 11:30 PM	0.088		3.929
9/10/2021 11:36 PM	0.088		3.909
9/10/2021 11:42 PM	0.113		3.904
9/10/2021 11:48 PM	0.094		3.938
9/10/2021 11:54 PM	0.073		3.929
9/11/2021 12:00 AM	0.07		3.916
9/11/2021 12:06 AM	0.09		3.939
9/11/2021 12:12 AM	0.093		3.928
9/11/2021 12:18 AM	0.086		3.921
9/11/2021 12:24 AM	0.109		3.924
9/11/2021 12:30 AM	-0.04		4.038
9/11/2021 12:36 AM	-0.472		4.073
9/11/2021 12:42 AM	-0.64		4
9/11/2021 12:48 AM	-0.586		4.012
9/11/2021 12:54 AM	-0.561		3.993
9/11/2021 1:00 AM	-0.548		3.987
9/11/2021 1:06 AM	-0.492		4.02
9/11/2021 1:12 AM	-0.461		4.05
9/11/2021 1:18 AM	-0.449		4.056
9/11/2021 1:24 AM	-0.405		4.06
9/11/2021 1:30 AM	-0.411		4.071

## Opacity Data Summary Report

**Company:** New York City D.E.P.  
North River Wastewater Resource Recovery Facility  
New York, NY 10031



**Data Group:** Valid Data  
**Report Name:** 3rd Quarter 2021

**Start of Report:** 7/1/2021 0:00  
**End of Report:** 9/30/2021 23:54

All Opacity Data

Date & Time	PE 1	PE 2	PE 4
	%	%	%
9/11/2021 1:36 AM	-0.381		4.057
9/11/2021 1:42 AM	-0.394		4.037
9/11/2021 1:48 AM	-0.4		4.086
9/11/2021 1:54 AM	-0.391		4.083
9/11/2021 2:00 AM	-0.367		4.077
9/11/2021 2:06 AM	-0.327		4.104
9/11/2021 2:12 AM	-0.311		4.107
9/11/2021 2:18 AM	-0.325		4.095
9/11/2021 2:24 AM	-0.333		4.074
9/11/2021 2:30 AM	-0.324		4.09
9/11/2021 2:36 AM	-0.302		4.129
9/11/2021 2:42 AM	-0.294		4.128
9/11/2021 2:48 AM	-0.281		4.124
9/11/2021 2:54 AM	-0.291		4.137
9/11/2021 3:00 AM	-0.319		4.134
9/11/2021 3:06 AM	-0.287		4.107
9/11/2021 3:12 AM	-0.29		4.093
9/11/2021 3:18 AM	-0.25		4.094
9/11/2021 3:24 AM	-0.22		4.111
9/11/2021 3:30 AM	-0.211		4.132
9/11/2021 3:36 AM	-0.249		4.152
9/11/2021 3:42 AM	-0.223		4.146
9/11/2021 3:48 AM	-0.195		4.142
9/11/2021 3:54 AM	-0.175		4.147
9/11/2021 4:00 AM	-0.199		4.13
9/11/2021 4:06 AM	-0.217		4.141
9/11/2021 4:12 AM	-0.221		4.153
9/11/2021 4:18 AM	-0.19		4.109
9/11/2021 4:24 AM	-0.181		4.103
9/11/2021 4:30 AM	-0.149		3.994
9/11/2021 4:36 AM	-0.124		3.865
9/11/2021 4:42 AM	-0.105		3.829
9/11/2021 4:48 AM	-0.08		3.84
9/11/2021 4:54 AM	-0.09		3.87
9/11/2021 5:00 AM	-0.064		3.858
9/11/2021 5:06 AM	-0.052		3.822
9/11/2021 5:12 AM	-0.035		3.83
9/11/2021 5:18 AM	-0.063		3.868
9/11/2021 5:24 AM	-0.073		3.879
9/11/2021 5:30 AM	-0.069		3.851
9/11/2021 5:36 AM	-0.077		3.878
9/11/2021 5:42 AM	-0.088		3.884
9/11/2021 5:48 AM	-0.1		3.861
9/11/2021 5:54 AM	-0.074		3.866
9/11/2021 6:00 AM	-0.059		3.862
9/11/2021 6:06 AM	-0.058		3.884
9/11/2021 6:12 AM	-0.068		3.88
9/11/2021 6:18 AM	-0.076		3.878
9/11/2021 6:24 AM	0.001		3.899
9/11/2021 6:30 AM	0.041		3.874

## Opacity Data Summary Report

**Company:** New York City D.E.P.  
 North River Wastewater Resource Recovery Facility  
 New York, NY 10031



**Data Group:** Valid Data  
**Report Name:** 3rd Quarter 2021

**Start of Report:** 7/1/2021 0:00  
**End of Report:** 9/30/2021 23:54

All Opacity Data

Date & Time	PE 1	PE 2	PE 4
	%	%	%
9/11/2021 6:36 AM	0.031		3.852
9/11/2021 6:42 AM	0.054		3.868
9/11/2021 6:48 AM	0.06		3.894
9/11/2021 6:54 AM	0.079		3.935
9/11/2021 7:00 AM	0.104		3.9
9/11/2021 7:06 AM	0.128		3.895
9/11/2021 7:12 AM	0.174		3.884
9/11/2021 7:18 AM	0.192		3.885
9/11/2021 7:24 AM	0.164		3.919
9/11/2021 7:30 AM	0.149		3.914
9/11/2021 7:36 AM	0.103		3.863
9/11/2021 7:42 AM	0.033		3.839
9/11/2021 7:48 AM	0.043		3.85
9/11/2021 7:54 AM	-0.001		3.858
9/11/2021 8:00 AM	-0.053		3.84
9/11/2021 8:06 AM	-0.078		3.839
9/11/2021 8:12 AM	-0.089		3.857
9/11/2021 8:18 AM	-0.088		3.851
9/11/2021 8:24 AM	-0.098		3.873
9/11/2021 8:30 AM	-0.09		3.88
9/11/2021 8:36 AM	-0.064		3.849
9/11/2021 8:42 AM	-0.018		3.821
9/11/2021 8:48 AM	-0.009		3.841
9/11/2021 8:54 AM	-0.009		3.843
9/11/2021 9:00 AM	1.996		3.847
9/11/2021 9:06 AM	2.876		3.947
9/11/2021 9:12 AM	1.243		4.012
9/11/2021 9:18 AM	1.004		3.971
9/11/2021 9:24 AM	1.073		3.965
9/11/2021 9:30 AM	1.295		4.041
9/11/2021 9:36 AM	1.406		4.033
9/11/2021 9:42 AM	1.455		3.98
9/11/2021 9:48 AM	1.405		4.003
9/11/2021 9:54 AM	1.365		4.013
9/11/2021 10:00 AM	1.335		4.016
9/11/2021 10:06 AM	1.235		4.025
9/11/2021 10:12 AM	1.129		4.027
9/11/2021 10:18 AM	1.033		4.026
9/11/2021 10:24 AM	0.953		3.998
9/11/2021 10:30 AM	0.877		4
9/11/2021 10:36 AM	0.796		4.017
9/11/2021 10:42 AM	0.719		4.023
9/11/2021 10:48 AM	0.649		3.998
9/11/2021 10:54 AM	0.601		3.996
9/11/2021 11:00 AM	0.555		4.007
9/11/2021 11:06 AM	0.517		4.028
9/11/2021 11:12 AM	0.476		4.013
9/11/2021 11:18 AM	0.73		3.998
9/11/2021 11:24 AM	1.106		4.01
9/11/2021 11:30 AM	1.109		4.022

## Opacity Data Summary Report

**Company:** New York City D.E.P.  
North River Wastewater Resource Recovery Facility  
New York, NY 10031



**Data Group:** Valid Data  
**Report Name:** 3rd Quarter 2021

**Start of Report:** 7/1/2021 0:00  
**End of Report:** 9/30/2021 23:54

All Opacity Data

Date & Time	PE 1	PE 2	PE 4
	%	%	%
9/11/2021 11:36 AM	1.046		4.026
9/11/2021 11:42 AM	0.99		4.02
9/11/2021 11:48 AM	0.934		4.011
9/11/2021 11:54 AM	0.886		3.995
9/11/2021 12:00 PM	0.828		3.986
9/11/2021 12:06 PM	0.677		4.016
9/11/2021 12:12 PM	0.645		4.016
9/11/2021 12:18 PM	0.639		4.017
9/11/2021 12:24 PM	0.639		4.013
9/11/2021 12:30 PM	0.595		4.025
9/11/2021 12:36 PM	0.596		4.037
9/11/2021 12:42 PM	0.584		4.04
9/11/2021 12:48 PM	0.505		4.046
9/11/2021 12:54 PM	0.492		4.051
9/11/2021 1:00 PM	0.514		4.064
9/11/2021 1:06 PM	0.472		4.055
9/11/2021 1:12 PM	0.424		4.029
9/11/2021 1:18 PM	0.423		3.989
9/11/2021 1:24 PM	0.414		4.005
9/11/2021 1:30 PM	0.373		4.005
9/11/2021 1:36 PM	0.351		4.054
9/11/2021 1:42 PM	0.338		4.05
9/11/2021 1:48 PM	0.298		4.021
9/11/2021 1:54 PM	0.286		4.029
9/11/2021 2:00 PM	0.278		3.998
9/11/2021 2:06 PM	0.277		3.993
9/11/2021 2:12 PM	0.275		4.003
9/11/2021 2:18 PM	0.273		4.012
9/11/2021 2:24 PM	0.283		4.016
9/11/2021 2:30 PM	0.287		4.007
9/11/2021 2:36 PM	0.284		4.006
9/11/2021 2:42 PM	0.318		4.03
9/11/2021 2:48 PM	0.325		4.023
9/11/2021 2:54 PM	0.327		3.999
9/11/2021 3:00 PM	0.338		4.009
9/11/2021 3:06 PM	0.355		4.002
9/11/2021 3:12 PM	0.36		3.992
9/11/2021 3:18 PM	0.358		3.993
9/11/2021 3:24 PM	0.367		3.992
9/11/2021 3:30 PM	0.391		4.003
9/11/2021 3:36 PM	0.412		4.008
9/11/2021 3:42 PM	0.403		4.006
9/11/2021 3:48 PM	0.411		4.016
9/11/2021 3:54 PM	0.334		3.999
9/11/2021 4:00 PM	0.173		3.989
9/11/2021 4:06 PM	0.143		3.992
9/11/2021 4:12 PM	0.173		4.005
9/11/2021 4:18 PM	0.203		4.01
9/11/2021 4:24 PM	0.216		3.998
9/11/2021 4:30 PM	0.215		4.016

## Opacity Data Summary Report

**Company:** New York City D.E.P.  
North River Wastewater Resource Recovery Facility  
New York, NY 10031



**Data Group:** Valid Data  
**Report Name:** 3rd Quarter 2021

**Start of Report:** 7/1/2021 0:00  
**End of Report:** 9/30/2021 23:54

All Opacity Data

Date & Time	PE 1	PE 2	PE 4
	%	%	%
9/11/2021 4:36 PM	0.207		4.018
9/11/2021 4:42 PM	0.209		4.006
9/11/2021 4:48 PM	0.213		4.014
9/11/2021 4:54 PM	0.221		4
9/11/2021 5:00 PM	0.202		4.013
9/11/2021 5:06 PM	0.19		4.019
9/11/2021 5:12 PM	0.204		4.008
9/11/2021 5:18 PM	0.188		3.99
9/11/2021 5:24 PM	0.178		3.983
9/11/2021 5:30 PM	0.191		3.972
9/11/2021 5:36 PM	0.218		4.013
9/11/2021 5:42 PM	0.187		4.004
9/11/2021 5:48 PM	0.181		3.998
9/11/2021 5:54 PM	0.162		4.014
9/11/2021 6:00 PM	0.149		3.994
9/11/2021 6:06 PM	0.158		3.991
9/11/2021 6:12 PM	0.166		4.009
9/11/2021 6:18 PM	0.168		4.013
9/11/2021 6:24 PM	0.147		4.03
9/11/2021 6:30 PM	0.141		4.019
9/11/2021 6:36 PM	0.153		3.993
9/11/2021 6:42 PM	0.166		3.999
9/11/2021 6:48 PM	0.164		3.998
9/11/2021 6:54 PM	0.153		3.989
9/11/2021 7:00 PM	0.162		4.008
9/11/2021 7:06 PM	0.147		4.01
9/11/2021 7:12 PM	0.143		4.012
9/11/2021 7:18 PM	0.144		4.021
9/11/2021 7:24 PM	0.185		4.013
9/11/2021 7:30 PM	0.178		3.997
9/11/2021 7:36 PM	0.136		3.981
9/11/2021 7:42 PM	0.128		4.019
9/11/2021 7:48 PM	0.121		3.939
9/11/2021 7:54 PM	0.115		3.832
9/11/2021 8:00 PM	0.113		3.838
9/11/2021 8:06 PM	0.12		3.846
9/11/2021 8:12 PM	0.125		3.851
9/11/2021 8:18 PM	0.115		3.862
9/11/2021 8:24 PM	0.128		3.875
9/11/2021 8:30 PM	0.125		3.87
9/11/2021 8:36 PM	0.11		3.879
9/11/2021 8:42 PM	0.111		3.889
9/11/2021 8:48 PM	0.084		3.899
9/11/2021 8:54 PM	0.066		3.875
9/11/2021 9:00 PM	0.066		3.864
9/11/2021 9:06 PM	0.071		3.882
9/11/2021 9:12 PM	0.073		3.903
9/11/2021 9:18 PM	0.091		3.911
9/11/2021 9:24 PM	0.119		3.894
9/11/2021 9:30 PM	0.08		3.902



## Opacity Data Summary Report

**Company:** New York City D.E.P.  
North River Wastewater Resource Recovery Facility  
New York, NY 10031



**Data Group:** Valid Data  
**Report Name:** 3rd Quarter 2021

**Start of Report:** 7/1/2021 0:00  
**End of Report:** 9/30/2021 23:54

All Opacity Data

Date & Time	PE 1	PE 2	PE 4
	%	%	%
9/11/2021 9:36 PM	0.105		3.902
9/11/2021 9:42 PM	0.086		3.923
9/11/2021 9:48 PM	0.082		3.943
9/11/2021 9:54 PM	0.072		3.93
9/11/2021 10:00 PM	0.062		3.931
9/11/2021 10:06 PM	0.078		3.943
9/11/2021 10:12 PM	0.095		3.939
9/11/2021 10:18 PM	0.115		3.93
9/11/2021 10:24 PM	0.079		3.934
9/11/2021 10:30 PM	0.054		3.915
9/11/2021 10:36 PM	0.046		3.946
9/11/2021 10:42 PM	0.039		3.958
9/11/2021 10:48 PM	0.04		3.951
9/11/2021 10:54 PM	0.036		3.948
9/11/2021 11:00 PM	0.044		3.98
9/11/2021 11:06 PM	0.043		3.982
9/11/2021 11:12 PM	0.041		3.934
9/11/2021 11:18 PM	0.063		3.934
9/11/2021 11:24 PM	0.051		3.941
9/11/2021 11:30 PM	0.033		3.937
9/11/2021 11:36 PM	0.022		3.929
9/11/2021 11:42 PM	0.03		3.927
9/11/2021 11:48 PM	0.024		3.943
9/11/2021 11:54 PM	0.035		3.933
9/12/2021 12:00 AM	0.064		3.913
9/12/2021 12:06 AM	0.072		3.921
9/12/2021 12:12 AM	0.088		3.936
9/12/2021 12:18 AM	0.074		3.918
9/12/2021 12:24 AM	0.047		3.912
9/12/2021 12:30 AM	0.052		3.925
9/12/2021 12:36 AM	0.072		3.945
9/12/2021 12:42 AM	0.074		4.014
9/12/2021 12:48 AM	0.021		4.066
9/12/2021 12:54 AM	-0.423		3.983
9/12/2021 1:00 AM	-0.583		3.965
9/12/2021 1:06 AM	-0.565		3.971
9/12/2021 1:12 AM	-0.488		3.991
9/12/2021 1:18 AM	-0.486		3.995
9/12/2021 1:24 AM	-0.502		3.98
9/12/2021 1:30 AM	-0.495		3.982
9/12/2021 1:36 AM	-0.467		4.005
9/12/2021 1:42 AM	-0.44		4.001
9/12/2021 1:48 AM	-0.406		3.998
9/12/2021 1:54 AM	-0.394		4.025
9/12/2021 2:00 AM	-0.378		4.009
9/12/2021 2:06 AM	-0.321		3.985
9/12/2021 2:12 AM	-0.355		4.009
9/12/2021 2:18 AM	-0.338		4.043
9/12/2021 2:24 AM	-0.319		4.013
9/12/2021 2:30 AM	-0.298		4.012

## Opacity Data Summary Report

**Company:** New York City D.E.P.  
North River Wastewater Resource Recovery Facility  
New York, NY 10031



**Data Group:** Valid Data  
**Report Name:** 3rd Quarter 2021

**Start of Report:** 7/1/2021 0:00  
**End of Report:** 9/30/2021 23:54

All Opacity Data

Date & Time	PE 1	PE 2	PE 4
	%	%	%
9/12/2021 2:36 AM	-0.264		3.947
9/12/2021 2:42 AM	-0.261		3.85
9/12/2021 2:48 AM	-0.253		3.819
9/12/2021 2:54 AM	-0.203		3.832
9/12/2021 3:00 AM	-0.205		3.84
9/12/2021 3:06 AM	-0.181		3.849
9/12/2021 3:12 AM	-0.163		3.833
9/12/2021 3:18 AM	-0.138		3.808
9/12/2021 3:24 AM	-0.135		3.806
9/12/2021 3:30 AM	-0.142		3.818
9/12/2021 3:36 AM	-0.149		3.827
9/12/2021 3:42 AM	-0.122		3.877
9/12/2021 3:48 AM	-0.07		3.874
9/12/2021 3:54 AM	-0.098		3.837
9/12/2021 4:00 AM	-0.112		3.819
9/12/2021 4:06 AM	-0.104		3.826
9/12/2021 4:12 AM	-0.112		3.853
9/12/2021 4:18 AM	-0.112		3.84
9/12/2021 4:24 AM	-0.068		3.832
9/12/2021 4:30 AM	-0.114		3.832
9/12/2021 4:36 AM	-0.098		3.852
9/12/2021 4:42 AM	-0.071		3.821
9/12/2021 4:48 AM	-0.074		3.822
9/12/2021 4:54 AM	-0.054		3.845
9/12/2021 5:00 AM	-0.061		3.829
9/12/2021 5:06 AM	-0.069		3.813
9/12/2021 5:12 AM	-0.042		3.828
9/12/2021 5:18 AM	-0.03		3.856
9/12/2021 5:24 AM	-0.039		3.887
9/12/2021 5:30 AM	-0.035		3.853
9/12/2021 5:36 AM	-0.06		3.819
9/12/2021 5:42 AM	-0.064		3.838
9/12/2021 5:48 AM	-0.079		3.838
9/12/2021 5:54 AM	-0.077		3.889
9/12/2021 6:00 AM	-0.052		3.884
9/12/2021 6:06 AM	-0.015		3.856
9/12/2021 6:12 AM	-0.021		3.845
9/12/2021 6:18 AM	-0.004		3.863
9/12/2021 6:24 AM	0.017		3.868
9/12/2021 6:30 AM	0.033		3.893
9/12/2021 6:36 AM	-0.002		3.881
9/12/2021 6:42 AM	-0.006		3.892
9/12/2021 6:48 AM	-0.001		3.897
9/12/2021 6:54 AM	0.009		3.891
9/12/2021 7:00 AM	0.004		3.882
9/12/2021 7:06 AM	0.028		3.829
9/12/2021 7:12 AM	0.04		3.797
9/12/2021 7:18 AM	0.026		3.799
9/12/2021 7:24 AM	0.039		3.775
9/12/2021 7:30 AM	0.03		3.767

## Opacity Data Summary Report

**Company:** New York City D.E.P.  
 North River Wastewater Resource Recovery Facility  
 New York, NY 10031



**Data Group:** Valid Data  
**Report Name:** 3rd Quarter 2021

**Start of Report:** 7/1/2021 0:00  
**End of Report:** 9/30/2021 23:54

All Opacity Data

Date & Time	PE 1	PE 2	PE 4
	%	%	%
9/12/2021 7:36 AM	-0.01		3.78
9/12/2021 7:42 AM	-0.056		3.775
9/12/2021 7:48 AM	-0.03		3.739
9/12/2021 7:54 AM	-0.023		3.756
9/12/2021 8:00 AM	-0.004		3.778
9/12/2021 8:06 AM	0.008		3.756
9/12/2021 8:12 AM	0.023		3.727
9/12/2021 8:18 AM	0.032		3.735
9/12/2021 8:24 AM	0.01		3.737
9/12/2021 8:30 AM	0.038		3.732
9/12/2021 8:36 AM	0.059		3.741
9/12/2021 8:42 AM	0.03		3.761
9/12/2021 8:48 AM	0.038		3.757
9/12/2021 8:54 AM	0.022		3.729
9/12/2021 9:00 AM	-0.011		3.746
9/12/2021 9:06 AM	-0.01		3.729
9/12/2021 9:12 AM	-0.003		3.742
9/12/2021 9:18 AM	-0.006		3.766
9/12/2021 9:24 AM	0.032		3.756
9/12/2021 9:30 AM	4.138		3.827
9/12/2021 9:36 AM	5.813		3.994
9/12/2021 9:42 AM	1.748		4.037
9/12/2021 9:48 AM	0.95		4.016
9/12/2021 9:54 AM	0.828		4.006
9/12/2021 10:00 AM	0.706		4.007
9/12/2021 10:06 AM	0.659		3.999
9/12/2021 10:12 AM	0.658		4.001
9/12/2021 10:18 AM	0.666		4.002
9/12/2021 10:24 AM	0.704		3.988
9/12/2021 10:30 AM	0.773		4.007
9/12/2021 10:36 AM	0.838		3.998
9/12/2021 10:42 AM	0.891		3.977
9/12/2021 10:48 AM	0.912		3.998
9/12/2021 10:54 AM	0.907		4.012
9/12/2021 11:00 AM	0.96		4
9/12/2021 11:06 AM	1.04		3.991
9/12/2021 11:12 AM	1.06		3.972
9/12/2021 11:18 AM	1.034		3.988
9/12/2021 11:24 AM	1.054		3.975
9/12/2021 11:30 AM	1.097		3.851
9/12/2021 11:36 AM	1.085		3.746
9/12/2021 11:42 AM	1.082		3.754
9/12/2021 11:48 AM	1.075		3.782
9/12/2021 11:54 AM	1.063		3.794
9/12/2021 12:00 PM	1.003		3.751
9/12/2021 12:06 PM	0.785		3.759
9/12/2021 12:12 PM	0.78		3.745
9/12/2021 12:18 PM	0.776		3.751
9/12/2021 12:24 PM	0.771		3.781
9/12/2021 12:30 PM	0.77		3.797

## Opacity Data Summary Report

**Company:** New York City D.E.P.  
North River Wastewater Resource Recovery Facility  
New York, NY 10031



**Data Group:** Valid Data  
**Report Name:** 3rd Quarter 2021

**Start of Report:** 7/1/2021 0:00  
**End of Report:** 9/30/2021 23:54

All Opacity Data

Date & Time	PE 1	PE 2	PE 4
	%	%	%
9/12/2021 12:36 PM	0.726		3.789
9/12/2021 12:42 PM	0.75		3.788
9/12/2021 12:48 PM	0.763		3.786
9/12/2021 12:54 PM	0.763		3.778
9/12/2021 1:00 PM	0.845		3.778
9/12/2021 1:06 PM	0.842		3.778
9/12/2021 1:12 PM	0.776		3.802
9/12/2021 1:18 PM	0.754		3.793
9/12/2021 1:24 PM	0.701		3.773
9/12/2021 1:30 PM	0.697		3.76
9/12/2021 1:36 PM	0.666		3.747
9/12/2021 1:42 PM	0.658		3.764
9/12/2021 1:48 PM	0.654		3.773
9/12/2021 1:54 PM	0.652		3.759
9/12/2021 2:00 PM	0.655		3.764
9/12/2021 2:06 PM	0.644		3.767
9/12/2021 2:12 PM	0.633		3.775
9/12/2021 2:18 PM	0.621		3.79
9/12/2021 2:24 PM	0.599		3.798
9/12/2021 2:30 PM	0.611		3.821
9/12/2021 2:36 PM	0.621		3.809
9/12/2021 2:42 PM	0.593		3.793
9/12/2021 2:48 PM	0.598		3.813
9/12/2021 2:54 PM	0.593		3.809
9/12/2021 3:00 PM	0.584		3.788
9/12/2021 3:06 PM	0.602		3.801
9/12/2021 3:12 PM	0.658		3.816
9/12/2021 3:18 PM	0.65		3.834
9/12/2021 3:24 PM	0.643		3.841
9/12/2021 3:30 PM	0.643		3.813
9/12/2021 3:36 PM	0.613		3.805
9/12/2021 3:42 PM	0.59		3.801
9/12/2021 3:48 PM	0.581		3.818
9/12/2021 3:54 PM	0.609		3.819
9/12/2021 4:00 PM	0.608		3.815
9/12/2021 4:06 PM	0.61		3.817
9/12/2021 4:12 PM	0.621		3.811
9/12/2021 4:18 PM	0.594		3.816
9/12/2021 4:24 PM	0.621		3.825
9/12/2021 4:30 PM	0.644		3.846
9/12/2021 4:36 PM	0.63		3.845
9/12/2021 4:42 PM	0.618		3.838
9/12/2021 4:48 PM	0.605		3.823
9/12/2021 4:54 PM	0.568		3.839
9/12/2021 5:00 PM	0.546		3.829
9/12/2021 5:06 PM	0.53		3.825
9/12/2021 5:12 PM	0.51		3.827
9/12/2021 5:18 PM	0.534		3.83
9/12/2021 5:24 PM	0.554		3.844
9/12/2021 5:30 PM	0.572		3.842

## Opacity Data Summary Report

**Company:** New York City D.E.P.  
North River Wastewater Resource Recovery Facility  
New York, NY 10031



**Data Group:** Valid Data  
**Report Name:** 3rd Quarter 2021

**Start of Report:** 7/1/2021 0:00  
**End of Report:** 9/30/2021 23:54

All Opacity Data

Date & Time	PE 1	PE 2	PE 4
	%	%	%
9/12/2021 5:36 PM	0.545		3.832
9/12/2021 5:42 PM	0.524		3.845
9/12/2021 5:48 PM	0.481		3.876
9/12/2021 5:54 PM	0.49		3.873
9/12/2021 6:00 PM	0.549		3.923
9/12/2021 6:06 PM	0.562		3.943
9/12/2021 6:12 PM	0.545		3.864
9/12/2021 6:18 PM	0.557		3.854
9/12/2021 6:24 PM	0.524		3.862
9/12/2021 6:30 PM	0.512		3.869
9/12/2021 6:36 PM	0.529		3.874
9/12/2021 6:42 PM	0.531		3.881
9/12/2021 6:48 PM	0.547		3.88
9/12/2021 6:54 PM	0.275		3.874
9/12/2021 7:00 PM	-0.105		3.885
9/12/2021 7:06 PM	-0.076		3.877
9/12/2021 7:12 PM	-0.045		3.891
9/12/2021 7:18 PM	0.025		3.888
9/12/2021 7:24 PM	0.006		3.875
9/12/2021 7:30 PM	-0.025		3.855
9/12/2021 7:36 PM	-0.017		3.884
9/12/2021 7:42 PM	-0.005		3.84
9/12/2021 7:48 PM	-0.011		3.843
9/12/2021 7:54 PM	0.002		3.856
9/12/2021 8:00 PM	-0.01		3.838
9/12/2021 8:06 PM	-0.035		3.841
9/12/2021 8:12 PM	-0.013		3.843
9/12/2021 8:18 PM	0.008		3.82
9/12/2021 8:24 PM	0.008		3.809
9/12/2021 8:30 PM	-0.011		3.821
9/12/2021 8:36 PM	-0.015		3.815
9/12/2021 8:42 PM	-0.027		3.808
9/12/2021 8:48 PM	-0.024		3.796
9/12/2021 8:54 PM	-0.003		3.794
9/12/2021 9:00 PM	-0.031		3.794
9/12/2021 9:06 PM	-0.032		3.782
9/12/2021 9:12 PM	-0.012		3.784
9/12/2021 9:18 PM	-0.007		3.813
9/12/2021 9:24 PM	0.012		3.797
9/12/2021 9:30 PM	0.015		3.784
9/12/2021 9:36 PM	0.015		3.794
9/12/2021 9:42 PM	0.028		3.796
9/12/2021 9:48 PM	0.029		3.806
9/12/2021 9:54 PM	0.003		3.817
9/12/2021 10:00 PM	-0.011		3.815
9/12/2021 10:06 PM	0.011		3.789
9/12/2021 10:12 PM	0.039		3.776
9/12/2021 10:18 PM	0.026		3.779
9/12/2021 10:24 PM	0.013		3.781
9/12/2021 10:30 PM	0.028		3.782

## Opacity Data Summary Report

**Company:** New York City D.E.P.  
North River Wastewater Resource Recovery Facility  
New York, NY 10031



**Data Group:** Valid Data  
**Report Name:** 3rd Quarter 2021

**Start of Report:** 7/1/2021 0:00  
**End of Report:** 9/30/2021 23:54

All Opacity Data

Date & Time	PE 1	PE 2	PE 4
	%	%	%
9/12/2021 10:36 PM	0		3.78
9/12/2021 10:42 PM	-0.007		3.798
9/12/2021 10:48 PM	-0.009		3.792
9/12/2021 10:54 PM	-0.013		3.777
9/12/2021 11:00 PM	0.004		3.772
9/12/2021 11:06 PM	0.002		3.765
9/12/2021 11:12 PM	0.031		3.748
9/12/2021 11:18 PM	0.024		3.757
9/12/2021 11:24 PM	-0.008		3.764
9/12/2021 11:30 PM	-0.012		3.794
9/12/2021 11:36 PM	-0.027		3.793
9/12/2021 11:42 PM	-0.017		3.782
9/12/2021 11:48 PM	-0.009		3.774
9/12/2021 11:54 PM	-0.012		3.777
9/13/2021 12:00 AM	-0.01		3.785
9/13/2021 12:06 AM	0.012		3.801
9/13/2021 12:12 AM	0.026		3.805
9/13/2021 12:18 AM	-0.019		3.797
9/13/2021 12:24 AM	-0.216		4.862
9/13/2021 12:30 AM	-0.52		5.406
9/13/2021 12:36 AM	-0.676		4.06
9/13/2021 12:42 AM	-0.671		3.898
9/13/2021 12:48 AM	-0.645		3.87
9/13/2021 12:54 AM	-0.603		3.882
9/13/2021 1:00 AM	-0.555		3.92
9/13/2021 1:06 AM	-0.539		3.918
9/13/2021 1:12 AM	-0.522		3.915
9/13/2021 1:18 AM	-0.47		3.931
9/13/2021 1:24 AM	-0.437		3.944
9/13/2021 1:30 AM	-0.418		3.964
9/13/2021 1:36 AM	-0.398		3.961
9/13/2021 1:42 AM	-0.398		3.956
9/13/2021 1:48 AM	-0.362		3.941
9/13/2021 1:54 AM	-0.327		3.958
9/13/2021 2:00 AM	-0.313		3.975
9/13/2021 2:06 AM	-0.267		3.991
9/13/2021 2:12 AM	-0.293		4.009
9/13/2021 2:18 AM	-0.263		4.053
9/13/2021 2:24 AM	-0.213		4.045
9/13/2021 2:30 AM	-0.193		4.008
9/13/2021 2:36 AM	-0.166		4.009
9/13/2021 2:42 AM	-0.156		4.004
9/13/2021 2:48 AM	-0.161		4.012
9/13/2021 2:54 AM	-0.158		4.029
9/13/2021 3:00 AM	-0.122		4.033
9/13/2021 3:06 AM	-0.091		4.039
9/13/2021 3:12 AM	-0.083		4.033
9/13/2021 3:18 AM	-0.055		4.001
9/13/2021 3:24 AM	-0.021		4.015
9/13/2021 3:30 AM	0		4.022

## Opacity Data Summary Report

**Company:** New York City D.E.P.  
North River Wastewater Resource Recovery Facility  
New York, NY 10031



**Data Group:** Valid Data  
**Report Name:** 3rd Quarter 2021

**Start of Report:** 7/1/2021 0:00  
**End of Report:** 9/30/2021 23:54

All Opacity Data

Date & Time	PE 1	PE 2	PE 4
	%	%	%
9/13/2021 3:36 AM	0.021		4.037
9/13/2021 3:42 AM	0.024		4.037
9/13/2021 3:48 AM	0.047		4.04
9/13/2021 3:54 AM	0.056		4.027
9/13/2021 4:00 AM	0.04		4.042
9/13/2021 4:06 AM	0.067		4.043
9/13/2021 4:12 AM	0.08		4.067
9/13/2021 4:18 AM	0.087		4.074
9/13/2021 4:24 AM	0.071		4.077
9/13/2021 4:30 AM	0.068		4.077
9/13/2021 4:36 AM	0.088		4.041
9/13/2021 4:42 AM	0.089		4.057
9/13/2021 4:48 AM	0.062		4.068
9/13/2021 4:54 AM	0.07		4.041
9/13/2021 5:00 AM	0.1		4.032
9/13/2021 5:06 AM	0.129		4.048
9/13/2021 5:12 AM	0.15		4.058
9/13/2021 5:18 AM	0.179		4.037
9/13/2021 5:24 AM	0.198		4.05
9/13/2021 5:30 AM	0.203		4.072
9/13/2021 5:36 AM	0.19		4.06
9/13/2021 5:42 AM	0.181		4.049
9/13/2021 5:48 AM	0.166		4.07
9/13/2021 5:54 AM	0.16		4.081
9/13/2021 6:00 AM	0.15		4.073
9/13/2021 6:06 AM	0.156		4.074
9/13/2021 6:12 AM	0.164		4.081
9/13/2021 6:18 AM	0.164		4.072
9/13/2021 6:24 AM	0.172		4.061
9/13/2021 6:30 AM	0.155		4.077
9/13/2021 6:36 AM	0.152		4.083
9/13/2021 6:42 AM	0.162		4.036
9/13/2021 6:48 AM	0.174		4.029
9/13/2021 6:54 AM	0.178		4.03
9/13/2021 7:00 AM	0.164		4.03
9/13/2021 7:06 AM	0.183		4.016
9/13/2021 7:12 AM	0.214		4.013
9/13/2021 7:18 AM	0.232		3.003
9/13/2021 7:24 AM	0.248		1.434
9/13/2021 7:30 AM	0.24		1.139
9/13/2021 7:36 AM	0.213		1.155
9/13/2021 7:42 AM	0.177		1.168
9/13/2021 7:48 AM	0.113		1.159
9/13/2021 7:54 AM	0.089		1.158
9/13/2021 8:00 AM	0.091		1.157
9/13/2021 8:06 AM	0.08		1.162
9/13/2021 8:12 AM	0.04		1.151
9/13/2021 8:18 AM	-0.003		1.14
9/13/2021 8:24 AM	-0.032		1.15
9/13/2021 8:30 AM	-0.044		1.163

## Opacity Data Summary Report

**Company:** New York City D.E.P.  
North River Wastewater Resource Recovery Facility  
New York, NY 10031



**Data Group:** Valid Data  
**Report Name:** 3rd Quarter 2021

**Start of Report:** 7/1/2021 0:00  
**End of Report:** 9/30/2021 23:54

All Opacity Data

Date & Time	PE 1	PE 2	PE 4
	%	%	%
9/13/2021 8:36 AM	-0.059		1.171
9/13/2021 8:42 AM	-0.073		1.171
9/13/2021 8:48 AM	-0.064		1.161
9/13/2021 8:54 AM	-0.067		1.152
9/13/2021 9:00 AM	-0.067		1.162
9/13/2021 9:06 AM	-0.058		1.174
9/13/2021 9:12 AM	-0.042		1.164
9/13/2021 9:18 AM	0.009		1.152
9/13/2021 9:24 AM	0.052		1.152
9/13/2021 9:30 AM	0.084		1.161
9/13/2021 9:36 AM	0.11		1.174
9/13/2021 9:42 AM	0.132		2.221
9/13/2021 9:48 AM	0.163		1.639
9/13/2021 9:54 AM	0.197		1.16
9/13/2021 10:00 AM	0.232		1.155
9/13/2021 10:06 AM	0.245		1.148
9/13/2021 10:12 AM	0.248		1.148
9/13/2021 10:18 AM	0.252		1.163
9/13/2021 10:24 AM	0.233		1.161
9/13/2021 10:30 AM	0.212		1.144
9/13/2021 10:36 AM	0.228		1.136
9/13/2021 10:42 AM	0.23		1.139
9/13/2021 10:48 AM	0.24		1.138
9/13/2021 10:54 AM	0.256		1.142
9/13/2021 11:00 AM	0.245		1.133
9/13/2021 11:06 AM	0.221		1.136
9/13/2021 11:12 AM	0.177		1.151
9/13/2021 11:18 AM	0.123		1.147
9/13/2021 11:24 AM	0.064		1.147
9/13/2021 11:30 AM	0.011		1.151
9/13/2021 11:36 AM	-0.028		1.147
9/13/2021 11:42 AM	-0.039		1.154
9/13/2021 11:48 AM	-0.05		1.144
9/13/2021 11:54 AM	-0.029		1.147
9/13/2021 12:00 PM	0.005		1.158
9/13/2021 12:06 PM	3.439		1.151
9/13/2021 12:12 PM	3.064		1.149
9/13/2021 12:18 PM	0.688		1.153
9/13/2021 12:24 PM	0.025		1.15
9/13/2021 12:30 PM	0.006		1.151
9/13/2021 12:36 PM	0.017		1.161
9/13/2021 12:42 PM	0.04		1.173
9/13/2021 12:48 PM	0.085		1.166
9/13/2021 12:54 PM	0.099		1.156
9/13/2021 1:00 PM	0.116		1.156
9/13/2021 1:06 PM	0.129		1.159
9/13/2021 1:12 PM	0.139		1.175
9/13/2021 1:18 PM	0.148		1.178
9/13/2021 1:24 PM	0.15		5.087
9/13/2021 1:30 PM	0.154		7.394



## Opacity Data Summary Report

**Company:** New York City D.E.P.  
North River Wastewater Resource Recovery Facility  
New York, NY 10031



**Data Group:** Valid Data  
**Report Name:** 3rd Quarter 2021

**Start of Report:** 7/1/2021 0:00  
**End of Report:** 9/30/2021 23:54

All Opacity Data

Date & Time	PE 1	PE 2	PE 4
	%	%	%
9/13/2021 1:36 PM	0.167		4.251
9/13/2021 1:42 PM	0.173		3.923
9/13/2021 1:48 PM	0.174		3.931
9/13/2021 1:54 PM	0.181		3.912
9/13/2021 2:00 PM	0.212		3.934
9/13/2021 2:06 PM	0.236		3.928
9/13/2021 2:12 PM	0.22		3.963
9/13/2021 2:18 PM	0.215		4
9/13/2021 2:24 PM	0.18		4.001
9/13/2021 2:30 PM	0.13		4.005
9/13/2021 2:36 PM	0.077		4.004
9/13/2021 2:42 PM	0.051		4.007
9/13/2021 2:48 PM	0.05		4.001
9/13/2021 2:54 PM	0.049		3.98
9/13/2021 3:00 PM	0.035		3.945
9/13/2021 3:06 PM	0.001		3.948
9/13/2021 3:12 PM	-0.006		3.938
9/13/2021 3:18 PM	0.002		3.918
9/13/2021 3:24 PM	0.013		3.903
9/13/2021 3:30 PM	0.034		3.896
9/13/2021 3:36 PM	0.07		3.879
9/13/2021 3:42 PM	0.119		3.855
9/13/2021 3:48 PM	0.14		3.831
9/13/2021 3:54 PM	0.13		3.832
9/13/2021 4:00 PM	0.124		3.819
9/13/2021 4:06 PM	0.109		3.806
9/13/2021 4:12 PM	0.124		3.83
9/13/2021 4:18 PM	0.158		3.824
9/13/2021 4:24 PM	0.192		3.808
9/13/2021 4:30 PM	0.207		3.795
9/13/2021 4:36 PM	0.212		3.806
9/13/2021 4:42 PM	0.203		3.83
9/13/2021 4:48 PM	0.201		3.833
9/13/2021 4:54 PM	0.198		3.827
9/13/2021 5:00 PM	0.201		3.863
9/13/2021 5:06 PM	0.202		3.839
9/13/2021 5:12 PM	0.213		3.814
9/13/2021 5:18 PM	0.208		3.828
9/13/2021 5:24 PM	0.215		3.834
9/13/2021 5:30 PM	0.227		3.847
9/13/2021 5:36 PM	0.242		3.862
9/13/2021 5:42 PM	0.263		3.866
9/13/2021 5:48 PM	0.252		3.846
9/13/2021 5:54 PM	0.231		3.846
9/13/2021 6:00 PM	0.244		3.866
9/13/2021 6:06 PM	0.235		3.858
9/13/2021 6:12 PM	0.235		3.856
9/13/2021 6:18 PM	0.234		3.843
9/13/2021 6:24 PM	0.231		3.852
9/13/2021 6:30 PM	0.24		3.864

## Opacity Data Summary Report

**Company:** New York City D.E.P.  
North River Wastewater Resource Recovery Facility  
New York, NY 10031



**Data Group:** Valid Data  
**Report Name:** 3rd Quarter 2021

**Start of Report:** 7/1/2021 0:00  
**End of Report:** 9/30/2021 23:54

All Opacity Data

Date & Time	PE 1	PE 2	PE 4
	%	%	%
9/13/2021 6:36 PM	0.254		3.859
9/13/2021 6:42 PM	0.255		3.837
9/13/2021 6:48 PM	0.25		3.847
9/13/2021 6:54 PM	0.252		3.889
9/13/2021 7:00 PM	0.247		3.945
9/13/2021 7:06 PM	0.233		3.984
9/13/2021 7:12 PM	0.235		3.99
9/13/2021 7:18 PM	0.253		3.987
9/13/2021 7:24 PM	0.248		4.002
9/13/2021 7:30 PM	0.246		4.016
9/13/2021 7:36 PM	0.251		4.018
9/13/2021 7:42 PM	0.265		3.997
9/13/2021 7:48 PM	0.267		3.981
9/13/2021 7:54 PM	0.237		3.998
9/13/2021 8:00 PM	0.242		4.007
9/13/2021 8:06 PM	0.254		3.992
9/13/2021 8:12 PM	0.251		3.985
9/13/2021 8:18 PM	0.237		4.004
9/13/2021 8:24 PM	0.22		3.995
9/13/2021 8:30 PM	0.215		3.984
9/13/2021 8:36 PM	0.223		3.985
9/13/2021 8:42 PM	0.204		4.003
9/13/2021 8:48 PM	0.169		4.026
9/13/2021 8:54 PM	0.114		4.071
9/13/2021 9:00 PM	0.041		4.112
9/13/2021 9:06 PM	0.018		4.153
9/13/2021 9:12 PM	0.031		4.145
9/13/2021 9:18 PM	0.059		4.152
9/13/2021 9:24 PM	0.038		4.168
9/13/2021 9:30 PM	0.02		4.182
9/13/2021 9:36 PM	0.057		4.175
9/13/2021 9:42 PM	0.091		4.155
9/13/2021 9:48 PM	0.086		4.119
9/13/2021 9:54 PM	0.049		4.129
9/13/2021 10:00 PM	-0.007		4.14
9/13/2021 10:06 PM	-0.02		4.181
9/13/2021 10:12 PM	-0.065		4.149
9/13/2021 10:18 PM	-0.085		4.146
9/13/2021 10:24 PM	-0.069		4.132
9/13/2021 10:30 PM	-0.075		4.16
9/13/2021 10:36 PM	-0.095		4.183
9/13/2021 10:42 PM	-0.09		4.282
9/13/2021 10:48 PM	-0.068		4.297
9/13/2021 10:54 PM	-0.093		4.291
9/13/2021 11:00 PM	-0.106		4.29
9/13/2021 11:06 PM	-0.111		4.278
9/13/2021 11:12 PM	-0.137		4.299
9/13/2021 11:18 PM	-0.115		4.298
9/13/2021 11:24 PM	-0.077		4.303
9/13/2021 11:30 PM	-0.055		4.343

## Opacity Data Summary Report

**Company:** New York City D.E.P.  
North River Wastewater Resource Recovery Facility  
New York, NY 10031



**Data Group:** Valid Data  
**Report Name:** 3rd Quarter 2021

**Start of Report:** 7/1/2021 0:00  
**End of Report:** 9/30/2021 23:54

All Opacity Data

Date & Time	PE 1	PE 2	PE 4
	%	%	%
9/13/2021 11:36 PM	-0.042		4.361
9/13/2021 11:42 PM	-0.043		4.339
9/13/2021 11:48 PM	-0.048		4.296
9/13/2021 11:54 PM	-0.056		4.294
9/14/2021 12:00 AM	-0.068		4.288
9/14/2021 12:06 AM	-0.066		4.254
9/14/2021 12:12 AM	-0.057		4.236
9/14/2021 12:18 AM	-0.059		4.104
9/14/2021 12:24 AM	-0.072		4.116
9/14/2021 12:30 AM	-0.072		4.057
9/14/2021 12:36 AM	-0.09		3.944
9/14/2021 12:42 AM	-0.093		3.953
9/14/2021 12:48 AM	-0.093		3.997
9/14/2021 12:54 AM	-0.081		4.037
9/14/2021 1:00 AM	-0.065		4.04
9/14/2021 1:06 AM	-0.058		4.021
9/14/2021 1:12 AM	-0.079		4.037
9/14/2021 1:18 AM	-0.075		4.039
9/14/2021 1:24 AM	-0.056		4.07
9/14/2021 1:30 AM	-0.068		4.068
9/14/2021 1:36 AM	-0.061		4.028
9/14/2021 1:42 AM	-0.045		4.048
9/14/2021 1:48 AM	-0.036		4.06
9/14/2021 1:54 AM	-0.033		4.073
9/14/2021 2:00 AM	-0.056		4.062
9/14/2021 2:06 AM	-0.046		4.047
9/14/2021 2:12 AM	-0.037		4.079
9/14/2021 2:18 AM	-0.053		4.09
9/14/2021 2:24 AM	-0.045		4.077
9/14/2021 2:30 AM	-0.042		4.062
9/14/2021 2:36 AM	-0.061		4.05
9/14/2021 2:42 AM	-0.071		4.022
9/14/2021 2:48 AM	-0.05		4.041
9/14/2021 2:54 AM	-0.066		4.058
9/14/2021 3:00 AM	-0.078		4.049
9/14/2021 3:06 AM	-0.089		4.016
9/14/2021 3:12 AM	-0.093		4.006
9/14/2021 3:18 AM	-0.079		4.027
9/14/2021 3:24 AM	-0.086		4.03
9/14/2021 3:30 AM	-0.076		4.035
9/14/2021 3:36 AM	-0.063		4.043
9/14/2021 3:42 AM	-0.065		4.042
9/14/2021 3:48 AM	-0.062		4.031
9/14/2021 3:54 AM	-0.071		4.046
9/14/2021 4:00 AM	-0.076		4.027
9/14/2021 4:06 AM	-0.083		3.94
9/14/2021 4:12 AM	-0.074		3.924
9/14/2021 4:18 AM	-0.076		3.903
9/14/2021 4:24 AM	-0.061		3.876
9/14/2021 4:30 AM	-0.062		3.892

## Opacity Data Summary Report

**Company:** New York City D.E.P.  
North River Wastewater Resource Recovery Facility  
New York, NY 10031



**Data Group:** Valid Data  
**Report Name:** 3rd Quarter 2021

**Start of Report:** 7/1/2021 0:00  
**End of Report:** 9/30/2021 23:54

All Opacity Data

Date & Time	PE 1	PE 2	PE 4
	%	%	%
9/14/2021 4:36 AM	-0.067		3.88
9/14/2021 4:42 AM	-0.065		3.87
9/14/2021 4:48 AM	-0.068		3.907
9/14/2021 4:54 AM	-0.079		3.925
9/14/2021 5:00 AM	-0.087		3.881
9/14/2021 5:06 AM	-0.081		3.89
9/14/2021 5:12 AM	-0.086		3.877
9/14/2021 5:18 AM	-0.103		3.856
9/14/2021 5:24 AM	-0.101		3.872
9/14/2021 5:30 AM	-0.102		3.87
9/14/2021 5:36 AM	-0.104		3.868
9/14/2021 5:42 AM	-0.113		3.875
9/14/2021 5:48 AM	-0.107		3.86
9/14/2021 5:54 AM	-0.089		3.885
9/14/2021 6:00 AM	-0.09		3.892
9/14/2021 6:06 AM	-0.096		3.869
9/14/2021 6:12 AM	-0.103		3.874
9/14/2021 6:18 AM	-0.112		3.871
9/14/2021 6:24 AM	-0.12		3.844
9/14/2021 6:30 AM	-0.116		3.964
9/14/2021 6:36 AM	-0.108		4.208
9/14/2021 6:42 AM	-0.11		4.219
9/14/2021 6:48 AM	-0.094		4.202
9/14/2021 6:54 AM	-0.076		4.112
9/14/2021 7:00 AM	-0.069		3.993
9/14/2021 7:06 AM	-0.059		3.975
9/14/2021 7:12 AM	-0.061		3.965
9/14/2021 7:18 AM	-0.074		4.045
9/14/2021 7:24 AM	-0.073		4.158
9/14/2021 7:30 AM	-0.092		4.155
9/14/2021 7:36 AM	-0.127		4.147
9/14/2021 7:42 AM	-0.183		4.144
9/14/2021 7:48 AM	-0.235		4.151
9/14/2021 7:54 AM	-0.262		4.149
9/14/2021 8:00 AM	-0.291		4.122
9/14/2021 8:06 AM	-0.307		4.109
9/14/2021 8:12 AM	-0.327		4.11
9/14/2021 8:18 AM	-0.364		4.111
9/14/2021 8:24 AM	-0.402		4.077
9/14/2021 8:30 AM	-0.422		4.052
9/14/2021 8:36 AM	-0.417		4.056
9/14/2021 8:42 AM	-0.418		4.081
9/14/2021 8:48 AM	-0.419		3.913
9/14/2021 8:54 AM	-0.41		3.773
9/14/2021 9:00 AM	-0.401		3.764
9/14/2021 9:06 AM	-0.398		3.769
9/14/2021 9:12 AM	-0.388		3.788
9/14/2021 9:18 AM	-0.382		3.773
9/14/2021 9:24 AM	-0.374		3.806
9/14/2021 9:30 AM	-0.342		3.836

## Opacity Data Summary Report

**Company:** New York City D.E.P.  
 North River Wastewater Resource Recovery Facility  
 New York, NY 10031



**Data Group:** Valid Data  
**Report Name:** 3rd Quarter 2021

**Start of Report:** 7/1/2021 0:00  
**End of Report:** 9/30/2021 23:54

All Opacity Data

Date & Time	PE 1	PE 2	PE 4
	%	%	%
9/14/2021 9:36 AM	-0.309		3.813
9/14/2021 9:42 AM	-0.297		3.818
9/14/2021 9:48 AM	-0.284		3.835
9/14/2021 9:54 AM	-0.265		3.841
9/14/2021 10:00 AM	-0.261		3.856
9/14/2021 10:06 AM	-0.254		3.854
9/14/2021 10:12 AM	-0.234		3.857
9/14/2021 10:18 AM	-0.229		3.873
9/14/2021 10:24 AM	-0.225		3.856
9/14/2021 10:30 AM	-0.207		3.836
9/14/2021 10:36 AM	-0.189		3.836
9/14/2021 10:42 AM	-0.175		3.821
9/14/2021 10:48 AM	-0.175		3.808
9/14/2021 10:54 AM	-0.171		3.833
9/14/2021 11:00 AM	-0.166		3.82
9/14/2021 11:06 AM	-0.175		3.81
9/14/2021 11:12 AM	-0.206		3.845
9/14/2021 11:18 AM	-0.244		3.849
9/14/2021 11:24 AM	-0.29		3.848
9/14/2021 11:30 AM	-0.307		3.811
9/14/2021 11:36 AM	-0.313		3.811
9/14/2021 11:42 AM	-0.311		3.818
9/14/2021 11:48 AM	-0.309		3.811
9/14/2021 11:54 AM	-0.299		3.8
9/14/2021 12:00 PM	-0.287		3.81
9/14/2021 12:06 PM	-0.258		3.789
9/14/2021 12:12 PM	-0.256		3.79
9/14/2021 12:18 PM	-0.26		3.811
9/14/2021 12:24 PM	-0.258		3.829
9/14/2021 12:30 PM	-0.256		3.815
9/14/2021 12:36 PM	-0.238		3.786
9/14/2021 12:42 PM	-0.222		3.779
9/14/2021 12:48 PM	-0.207		3.786
9/14/2021 12:54 PM	-0.19		3.8
9/14/2021 1:00 PM	-0.164		3.805
9/14/2021 1:06 PM	-0.152		3.828
9/14/2021 1:12 PM	-0.153		3.825
9/14/2021 1:18 PM	-0.142		3.797
9/14/2021 1:24 PM	-0.121		3.763
9/14/2021 1:30 PM	-0.112		3.766
9/14/2021 1:36 PM	-0.104		3.775
9/14/2021 1:42 PM	-0.097		3.773
9/14/2021 1:48 PM	-0.106		3.78
9/14/2021 1:54 PM	-0.098		3.81
9/14/2021 2:00 PM	-0.081		3.801
9/14/2021 2:06 PM	-0.082		3.796
9/14/2021 2:12 PM	-0.097		3.788
9/14/2021 2:18 PM	-0.099		3.817
9/14/2021 2:24 PM	-0.083		3.829
9/14/2021 2:30 PM	-0.096		3.832

## Opacity Data Summary Report

**Company:** New York City D.E.P.  
North River Wastewater Resource Recovery Facility  
New York, NY 10031



**Data Group:** Valid Data  
**Report Name:** 3rd Quarter 2021

**Start of Report:** 7/1/2021 0:00  
**End of Report:** 9/30/2021 23:54

All Opacity Data

Date & Time	PE 1	PE 2	PE 4
	%	%	%
9/14/2021 2:36 PM	-0.11		3.806
9/14/2021 2:42 PM	-0.104		3.795
9/14/2021 2:48 PM	-0.096		3.86
9/14/2021 2:54 PM	-0.09		3.89
9/14/2021 3:00 PM	-0.099		3.84
9/14/2021 3:06 PM	-0.107		3.857
9/14/2021 3:12 PM	-0.106		3.843
9/14/2021 3:18 PM	-0.102		3.845
9/14/2021 3:24 PM	-0.113		3.849
9/14/2021 3:30 PM	-0.125		3.863
9/14/2021 3:36 PM	-0.113		3.861
9/14/2021 3:42 PM	-0.119		3.835
9/14/2021 3:48 PM	-0.13		3.837
9/14/2021 3:54 PM	-0.128		3.829
9/14/2021 4:00 PM	-0.132		3.829
9/14/2021 4:06 PM	-0.131		3.826
9/14/2021 4:12 PM	-0.129		3.824
9/14/2021 4:18 PM	-0.144		3.818
9/14/2021 4:24 PM	-0.14		3.85
9/14/2021 4:30 PM	-0.131		3.914
9/14/2021 4:36 PM	-0.131		3.888
9/14/2021 4:42 PM	-0.136		3.858
9/14/2021 4:48 PM	-0.142		3.851
9/14/2021 4:54 PM	-0.156		3.84
9/14/2021 5:00 PM	-0.143		4.003
9/14/2021 5:06 PM	-0.131		4.149
9/14/2021 5:12 PM	-0.134		4.134
9/14/2021 5:18 PM	-0.126		4.125
9/14/2021 5:24 PM	-0.119		4.098
9/14/2021 5:30 PM	-0.115		4.091
9/14/2021 5:36 PM	-0.106		4.099
9/14/2021 5:42 PM	-0.084		4.147
9/14/2021 5:48 PM	-0.086		4.162
9/14/2021 5:54 PM	-0.09		4.119
9/14/2021 6:00 PM	-0.067		4.147
9/14/2021 6:06 PM	-0.065		4.133
9/14/2021 6:12 PM	-0.071		4.136
9/14/2021 6:18 PM	-0.066		4.145
9/14/2021 6:24 PM	-0.056		4.151
9/14/2021 6:30 PM	-0.058		4.145
9/14/2021 6:36 PM	-0.06		4.11
9/14/2021 6:42 PM	-0.058		4.1
9/14/2021 6:48 PM	-0.057		4.112
9/14/2021 6:54 PM	-0.066		4.133
9/14/2021 7:00 PM	-0.079		4.127
9/14/2021 7:06 PM	-0.085		4.136
9/14/2021 7:12 PM	-0.083		4.139
9/14/2021 7:18 PM	-0.07		4.151
9/14/2021 7:24 PM	-0.061		4.15
9/14/2021 7:30 PM	-0.063		4.133

## Opacity Data Summary Report

**Company:** New York City D.E.P.  
North River Wastewater Resource Recovery Facility  
New York, NY 10031



**Data Group:** Valid Data  
**Report Name:** 3rd Quarter 2021

**Start of Report:** 7/1/2021 0:00  
**End of Report:** 9/30/2021 23:54

All Opacity Data

Date & Time	PE 1	PE 2	PE 4
	%	%	%
9/14/2021 7:36 PM	-0.053		4.135
9/14/2021 7:42 PM	-0.047		4.146
9/14/2021 7:48 PM	-0.048		4.138
9/14/2021 7:54 PM	-0.051		4.156
9/14/2021 8:00 PM	-0.048		4.153
9/14/2021 8:06 PM	-0.046		4.107
9/14/2021 8:12 PM	-0.049		4.112
9/14/2021 8:18 PM	-0.047		4.132
9/14/2021 8:24 PM	-0.048		4.127
9/14/2021 8:30 PM	-0.041		4.137
9/14/2021 8:36 PM	-0.036		4.153
9/14/2021 8:42 PM	-0.034		4.166
9/14/2021 8:48 PM	-0.034		4.147
9/14/2021 8:54 PM	-0.028		4.154
9/14/2021 9:00 PM	-0.019		4.148
9/14/2021 9:06 PM	-0.013		4.154
9/14/2021 9:12 PM	-0.009		4.147
9/14/2021 9:18 PM	-0.014		4.131
9/14/2021 9:24 PM	-0.006		4.151
9/14/2021 9:30 PM	-0.003		4.139
9/14/2021 9:36 PM	-0.004		4.151
9/14/2021 9:42 PM	0.007		4.147
9/14/2021 9:48 PM	0.009		4.116
9/14/2021 9:54 PM	0.006		4.109
9/14/2021 10:00 PM	0.008		4.129
9/14/2021 10:06 PM	0.012		4.12
9/14/2021 10:12 PM	0.021		4.144
9/14/2021 10:18 PM	0.033		4.157
9/14/2021 10:24 PM	0.032		4.131
9/14/2021 10:30 PM	0.026		4.119
9/14/2021 10:36 PM	0.027		4.127
9/14/2021 10:42 PM	0.025		4.126
9/14/2021 10:48 PM	0.029		4.096
9/14/2021 10:54 PM	0.033		4.089
9/14/2021 11:00 PM	0.045		4.072
9/14/2021 11:06 PM	0.054		4.061
9/14/2021 11:12 PM	0.05		4.055
9/14/2021 11:18 PM	0.043		4.055
9/14/2021 11:24 PM	0.04		4.053
9/14/2021 11:30 PM	0.043		4.058
9/14/2021 11:36 PM	0.049		4.065
9/14/2021 11:42 PM	0.066		4.073
9/14/2021 11:48 PM	0.079		4.051
9/14/2021 11:54 PM	0.08		4.032
9/15/2021 12:00 AM	0.077		4.056
9/15/2021 12:06 AM	0.075		4.074
9/15/2021 12:12 AM	0.082		4.069
9/15/2021 12:18 AM	0.076		5.564
9/15/2021 12:24 AM	0.074		4.996
9/15/2021 12:30 AM	0.075		3.106

## Opacity Data Summary Report

**Company:** New York City D.E.P.  
North River Wastewater Resource Recovery Facility  
New York, NY 10031



**Data Group:** Valid Data  
**Report Name:** 3rd Quarter 2021

**Start of Report:** 7/1/2021 0:00  
**End of Report:** 9/30/2021 23:54

All Opacity Data

Date & Time	PE 1	PE 2	PE 4
	%	%	%
9/15/2021 12:36 AM	0.068		3.042
9/15/2021 12:42 AM	0.06		3.104
9/15/2021 12:48 AM	0.057		3.133
9/15/2021 12:54 AM	0.057		3.098
9/15/2021 1:00 AM	0.056		3.12
9/15/2021 1:06 AM	0.055		3.123
9/15/2021 1:12 AM	0.044		3.104
9/15/2021 1:18 AM	0.044		3.116
9/15/2021 1:24 AM	0.05		3.115
9/15/2021 1:30 AM	0.048		3.146
9/15/2021 1:36 AM	0.037		3.168
9/15/2021 1:42 AM	0.032		3.15
9/15/2021 1:48 AM	0.028		3.142
9/15/2021 1:54 AM	0.03		3.132
9/15/2021 2:00 AM	0.027		3.121
9/15/2021 2:06 AM	0.021		3.129
9/15/2021 2:12 AM	0.023		3.157
9/15/2021 2:18 AM	0.026		3.183
9/15/2021 2:24 AM	0.022		3.218
9/15/2021 2:30 AM	0.015		3.223
9/15/2021 2:36 AM	0.013		3.196
9/15/2021 2:42 AM	0.015		3.157
9/15/2021 2:48 AM	0.011		3.156
9/15/2021 2:54 AM	0.01		3.177
9/15/2021 3:00 AM	0.011		3.145
9/15/2021 3:06 AM	0.01		3.118
9/15/2021 3:12 AM	0.01		3.168
9/15/2021 3:18 AM	0.016		3.165
9/15/2021 3:24 AM	0.02		3.124
9/15/2021 3:30 AM	0.015		3.744
9/15/2021 3:36 AM	0		4.399
9/15/2021 3:42 AM	-0.007		4.279
9/15/2021 3:48 AM	-0.003		4.181
9/15/2021 3:54 AM	0.001		4.161
9/15/2021 4:00 AM	0.008		4.128
9/15/2021 4:06 AM	0.005		4.111
9/15/2021 4:12 AM	0.004		4.11
9/15/2021 4:18 AM	0.004		4.097
9/15/2021 4:24 AM	0		4.087
9/15/2021 4:30 AM	0.005		4.086
9/15/2021 4:36 AM	0.005		4.093
9/15/2021 4:42 AM	0.005		4.103
9/15/2021 4:48 AM	0.008		4.143
9/15/2021 4:54 AM	-0.002		4.122
9/15/2021 5:00 AM	0.006		4.097
9/15/2021 5:06 AM	0.017		4.098
9/15/2021 5:12 AM	0.017		4.103
9/15/2021 5:18 AM	0.014		4.119
9/15/2021 5:24 AM	0.008		4.119
9/15/2021 5:30 AM	0.01		4.125



## Opacity Data Summary Report

**Company:** New York City D.E.P.  
North River Wastewater Resource Recovery Facility  
New York, NY 10031



**Data Group:** Valid Data  
**Report Name:** 3rd Quarter 2021

**Start of Report:** 7/1/2021 0:00  
**End of Report:** 9/30/2021 23:54

All Opacity Data

Date & Time	PE 1	PE 2	PE 4
	%	%	%
9/15/2021 5:36 AM	0.023		4.13
9/15/2021 5:42 AM	0.027		4.12
9/15/2021 5:48 AM	0.026		4.128
9/15/2021 5:54 AM	0.019		4.145
9/15/2021 6:00 AM	0.014		4.16
9/15/2021 6:06 AM	0.021		4.155
9/15/2021 6:12 AM	0.031		4.175
9/15/2021 6:18 AM	25.18		4.152
9/15/2021 6:24 AM	26.53		4.172
9/15/2021 6:30 AM	4.993		4.19
9/15/2021 6:36 AM	1.641		4.149
9/15/2021 6:42 AM	0.754		4.13
9/15/2021 6:48 AM	0.68		4.145
9/15/2021 6:54 AM	0.626		4.12
9/15/2021 7:00 AM	0.65		4.074
9/15/2021 7:06 AM	0.806		4.054
9/15/2021 7:12 AM	0.938		4.049
9/15/2021 7:18 AM	1.007		4.066
9/15/2021 7:24 AM	1.093		4.066
9/15/2021 7:30 AM	1.2		4.069
9/15/2021 7:36 AM	1.206		4.123
9/15/2021 7:42 AM	1.077		4.127
9/15/2021 7:48 AM	1.014		4.068
9/15/2021 7:54 AM	1.055		4.051
9/15/2021 8:00 AM	0.991		4.046
9/15/2021 8:06 AM	0.865		4.037
9/15/2021 8:12 AM	0.81		4.034
9/15/2021 8:18 AM	0.876		4.034
9/15/2021 8:24 AM	0.863		4.053
9/15/2021 8:30 AM	0.779		4.086
9/15/2021 8:36 AM	0.755		4.077
9/15/2021 8:42 AM	0.728		4.064
9/15/2021 8:48 AM	0.709		4.063
9/15/2021 8:54 AM	0.717		4.064
9/15/2021 9:00 AM	0.727		4.085
9/15/2021 9:06 AM	0.751		4.097
9/15/2021 9:12 AM	0.743		4.075
9/15/2021 9:18 AM	0.708		4.088
9/15/2021 9:24 AM	0.685		4.092
9/15/2021 9:30 AM	0.652		4.107
9/15/2021 9:36 AM	0.627		4.112
9/15/2021 9:42 AM	0.638		4.096
9/15/2021 9:48 AM	0.698		4.109
9/15/2021 9:54 AM	0.636		4.117
9/15/2021 10:00 AM	0.631		4.111
9/15/2021 10:06 AM	0.634		4.125
9/15/2021 10:12 AM	0.547		4.118
9/15/2021 10:18 AM	0.543		4.112
9/15/2021 10:24 AM	0.565		4.101
9/15/2021 10:30 AM	0.564		4.09

## Opacity Data Summary Report

**Company:** New York City D.E.P.  
North River Wastewater Resource Recovery Facility  
New York, NY 10031



**Data Group:** Valid Data  
**Report Name:** 3rd Quarter 2021

**Start of Report:** 7/1/2021 0:00  
**End of Report:** 9/30/2021 23:54

All Opacity Data

Date & Time	PE 1	PE 2	PE 4
	%	%	%
9/15/2021 10:36 AM	0.543		4.101
9/15/2021 10:42 AM	0.534		4.09
9/15/2021 10:48 AM	0.524		4.067
9/15/2021 10:54 AM	0.549		4.061
9/15/2021 11:00 AM	0.565		4.06
9/15/2021 11:06 AM	0.554		4.074
9/15/2021 11:12 AM	0.55		4.075
9/15/2021 11:18 AM	0.536		4.074
9/15/2021 11:24 AM	0.542		4.067
9/15/2021 11:30 AM	0.545		4.061
9/15/2021 11:36 AM	0.527		4.074
9/15/2021 11:42 AM	0.51		4.084
9/15/2021 11:48 AM	0.533		4.076
9/15/2021 11:54 AM	0.524		4.076
9/15/2021 12:00 PM	0.57		4.073
9/15/2021 12:06 PM	0.778		4.061
9/15/2021 12:12 PM	0.784		4.053
9/15/2021 12:18 PM	0.788		4.061
9/15/2021 12:24 PM	0.774		4.065
9/15/2021 12:30 PM	0.759		4.07
9/15/2021 12:36 PM	0.733		4.075
9/15/2021 12:42 PM	0.738		4.07
9/15/2021 12:48 PM	0.75		4.042
9/15/2021 12:54 PM	0.751		4.033
9/15/2021 1:00 PM	0.763		4.046
9/15/2021 1:06 PM	0.763		4.035
9/15/2021 1:12 PM	0.734		4.001
9/15/2021 1:18 PM	0.742		3.99
9/15/2021 1:24 PM	0.759		3.979
9/15/2021 1:30 PM	0.758		3.966
9/15/2021 1:36 PM	0.76		3.974
9/15/2021 1:42 PM	0.753		3.984
9/15/2021 1:48 PM	0.742		3.981
9/15/2021 1:54 PM	0.774		3.983
9/15/2021 2:00 PM	0.785		3.97
9/15/2021 2:06 PM	0.706		3.976
9/15/2021 2:12 PM	0.428		3.976
9/15/2021 2:18 PM	0.25		3.969
9/15/2021 2:24 PM	0.281		3.984
9/15/2021 2:30 PM	0.323		4.002
9/15/2021 2:36 PM	0.335		4.002
9/15/2021 2:42 PM	0.342		3.982
9/15/2021 2:48 PM	0.326		3.959
9/15/2021 2:54 PM	0.317		3.973
9/15/2021 3:00 PM	0.323		3.995
9/15/2021 3:06 PM	0.331		3.988
9/15/2021 3:12 PM	0.34		3.982
9/15/2021 3:18 PM	0.327		3.966
9/15/2021 3:24 PM	0.317		3.969
9/15/2021 3:30 PM	0.312		3.952

## Opacity Data Summary Report

**Company:** New York City D.E.P.  
North River Wastewater Resource Recovery Facility  
New York, NY 10031



**Data Group:** Valid Data  
**Report Name:** 3rd Quarter 2021

**Start of Report:** 7/1/2021 0:00  
**End of Report:** 9/30/2021 23:54

All Opacity Data

Date & Time	PE 1	PE 2	PE 4
	%	%	%
9/15/2021 3:36 PM	0.315		3.939
9/15/2021 3:42 PM	0.316		3.961
9/15/2021 3:48 PM	0.314		3.965
9/15/2021 3:54 PM	0.329		3.971
9/15/2021 4:00 PM	0.323		3.964
9/15/2021 4:06 PM	0.5		3.94
9/15/2021 4:12 PM	0.665		3.967
9/15/2021 4:18 PM	0.614		3.974
9/15/2021 4:24 PM	0.571		3.95
9/15/2021 4:30 PM	0.502		3.951
9/15/2021 4:36 PM	0.455		3.939
9/15/2021 4:42 PM	0.432		3.931
9/15/2021 4:48 PM	0.409		3.945
9/15/2021 4:54 PM	0.39		3.953
9/15/2021 5:00 PM	0.375		3.985
9/15/2021 5:06 PM	0.346		3.967
9/15/2021 5:12 PM	0.337		3.956
9/15/2021 5:18 PM	0.34		3.97
9/15/2021 5:24 PM	0.556		3.982
9/15/2021 5:30 PM	0.915		3.964
9/15/2021 5:36 PM	0.947		3.966
9/15/2021 5:42 PM	0.892		3.991
9/15/2021 5:48 PM	0.852		3.993
9/15/2021 5:54 PM	0.828		3.982
9/15/2021 6:00 PM	0.815		3.962
9/15/2021 6:06 PM	0.818		3.95
9/15/2021 6:12 PM	0.785		3.963
9/15/2021 6:18 PM	0.771		3.978
9/15/2021 6:24 PM	0.764		4.001
9/15/2021 6:30 PM	0.771		3.992
9/15/2021 6:36 PM	0.8		3.993
9/15/2021 6:42 PM	0.813		3.986
9/15/2021 6:48 PM	0.815		3.986
9/15/2021 6:54 PM	0.805		3.985
9/15/2021 7:00 PM	0.791		3.96
9/15/2021 7:06 PM	0.801		3.952
9/15/2021 7:12 PM	0.766		3.988
9/15/2021 7:18 PM	0.704		4.014
9/15/2021 7:24 PM	0.671		4.009
9/15/2021 7:30 PM	0.673		3.992
9/15/2021 7:36 PM	0.675		4.001
9/15/2021 7:42 PM	0.666		4.004
9/15/2021 7:48 PM	0.667		4.025
9/15/2021 7:54 PM	0.661		4.033
9/15/2021 8:00 PM	0.668		4.02
9/15/2021 8:06 PM	0.353		4.01
9/15/2021 8:12 PM	0.095		4.013
9/15/2021 8:18 PM	0.131		4.031
9/15/2021 8:24 PM	0.149		4.034
9/15/2021 8:30 PM	0.185		4.044

## Opacity Data Summary Report

**Company:** New York City D.E.P.  
North River Wastewater Resource Recovery Facility  
New York, NY 10031



**Data Group:** Valid Data  
**Report Name:** 3rd Quarter 2021

**Start of Report:** 7/1/2021 0:00  
**End of Report:** 9/30/2021 23:54

All Opacity Data

Date & Time	PE 1	PE 2	PE 4
	%	%	%
9/15/2021 8:36 PM	0.215		4.053
9/15/2021 8:42 PM	0.235		4.033
9/15/2021 8:48 PM	0.242		4.037
9/15/2021 8:54 PM	0.235		4.019
9/15/2021 9:00 PM	0.24		4.004
9/15/2021 9:06 PM	0.223		4.015
9/15/2021 9:12 PM	0.25		4.03
9/15/2021 9:18 PM	0.266		4.057
9/15/2021 9:24 PM	0.249		4.074
9/15/2021 9:30 PM	0.298		4.076
9/15/2021 9:36 PM	0.303		4.079
9/15/2021 9:42 PM	0.287		4.073
9/15/2021 9:48 PM	0.296		4.066
9/15/2021 9:54 PM	0.283		4.059
9/15/2021 10:00 PM	0.288		4.057
9/15/2021 10:06 PM	0.31		4.054
9/15/2021 10:12 PM	0.265		4.057
9/15/2021 10:18 PM	0.26		4.052
9/15/2021 10:24 PM	0.27		4.029
9/15/2021 10:30 PM	0.282		4.022
9/15/2021 10:36 PM	0.304		4.035
9/15/2021 10:42 PM	0.326		4.061
9/15/2021 10:48 PM	0.23		4.049
9/15/2021 10:54 PM	0.178		4.037
9/15/2021 11:00 PM	0.235		4.036
9/15/2021 11:06 PM	0.268		4.044
9/15/2021 11:12 PM	0.105		3.97
9/15/2021 11:18 PM	-0.258		3.828
9/15/2021 11:24 PM	-0.348		3.85
9/15/2021 11:30 PM	-0.327		3.871
9/15/2021 11:36 PM	-0.305		3.888
9/15/2021 11:42 PM	-0.236		3.9
9/15/2021 11:48 PM	-0.194		3.884
9/15/2021 11:54 PM	-0.182		3.895
9/16/2021 12:00 AM	-0.181		3.898
9/16/2021 12:06 AM	-0.141		3.915
9/16/2021 12:12 AM	-0.079		3.93
9/16/2021 12:18 AM	-0.095		3.926
9/16/2021 12:24 AM	-0.055		3.926
9/16/2021 12:30 AM	-0.057		3.895
9/16/2021 12:36 AM	-0.065		3.895
9/16/2021 12:42 AM	-0.037		3.928
9/16/2021 12:48 AM	-0.068		3.918
9/16/2021 12:54 AM	-0.074		3.925
9/16/2021 1:00 AM	-0.04		3.957
9/16/2021 1:06 AM	-0.012		3.986
9/16/2021 1:12 AM	-0.001		3.991
9/16/2021 1:18 AM	0.018		3.995
9/16/2021 1:24 AM	0.051		3.984
9/16/2021 1:30 AM	0.065		3.982

## Opacity Data Summary Report

**Company:** New York City D.E.P.  
North River Wastewater Resource Recovery Facility  
New York, NY 10031



**Data Group:** Valid Data  
**Report Name:** 3rd Quarter 2021

**Start of Report:** 7/1/2021 0:00  
**End of Report:** 9/30/2021 23:54

All Opacity Data

Date & Time	PE 1	PE 2	PE 4
	%	%	%
9/16/2021 1:36 AM	0.056		3.975
9/16/2021 1:42 AM	0.071		3.96
9/16/2021 1:48 AM	0.072		3.964
9/16/2021 1:54 AM	0.072		3.947
9/16/2021 2:00 AM	0.073		3.942
9/16/2021 2:06 AM	0.075		3.956
9/16/2021 2:12 AM	0.059		3.935
9/16/2021 2:18 AM	0.048		3.942
9/16/2021 2:24 AM	0.035		3.957
9/16/2021 2:30 AM	0.053		3.931
9/16/2021 2:36 AM	0.096		3.92
9/16/2021 2:42 AM	0.098		3.91
9/16/2021 2:48 AM	0.093		3.898
9/16/2021 2:54 AM	0.076		3.93
9/16/2021 3:00 AM	0.081		3.928
9/16/2021 3:06 AM	0.11		3.914
9/16/2021 3:12 AM	0.127		3.918
9/16/2021 3:18 AM	0.144		3.921
9/16/2021 3:24 AM	0.144		3.895
9/16/2021 3:30 AM	0.118		3.91
9/16/2021 3:36 AM	0.154		3.918
9/16/2021 3:42 AM	0.212		3.91
9/16/2021 3:48 AM	0.139		3.927
9/16/2021 3:54 AM	0.092		3.943
9/16/2021 4:00 AM	0.122		3.93
9/16/2021 4:06 AM	0.111		3.942
9/16/2021 4:12 AM	0.081		3.953
9/16/2021 4:18 AM	0.091		3.934
9/16/2021 4:24 AM	0.112		3.906
9/16/2021 4:30 AM	0.078		3.882
9/16/2021 4:36 AM	0.092		3.91
9/16/2021 4:42 AM	0.098		3.917
9/16/2021 4:48 AM	0.11		3.899
9/16/2021 4:54 AM	0.112		3.943
9/16/2021 5:00 AM	0.116		3.962
9/16/2021 5:06 AM	0.1		3.934
9/16/2021 5:12 AM	0.127		3.914
9/16/2021 5:18 AM	0.163		3.913
9/16/2021 5:24 AM	0.133		3.915
9/16/2021 5:30 AM	0.147		3.912
9/16/2021 5:36 AM	0.193		3.897
9/16/2021 5:42 AM	0.18		3.905
9/16/2021 5:48 AM	0.173		3.921
9/16/2021 5:54 AM	0.18		3.916
9/16/2021 6:00 AM	0.184		3.928
9/16/2021 6:06 AM	0.169		3.948
9/16/2021 6:12 AM	0.176		3.966
9/16/2021 6:18 AM	0.195		3.986
9/16/2021 6:24 AM	0.215		3.973
9/16/2021 6:30 AM	0.202		3.952

## Opacity Data Summary Report

**Company:** New York City D.E.P.  
North River Wastewater Resource Recovery Facility  
New York, NY 10031



**Data Group:** Valid Data  
**Report Name:** 3rd Quarter 2021

**Start of Report:** 7/1/2021 0:00  
**End of Report:** 9/30/2021 23:54

All Opacity Data

Date & Time	PE 1	PE 2	PE 4
	%	%	%
9/16/2021 6:36 AM	0.199		3.941
9/16/2021 6:42 AM	0.217		3.949
9/16/2021 6:48 AM	0.214		4.033
9/16/2021 6:54 AM	0.199		4.102
9/16/2021 7:00 AM	0.184		4.088
9/16/2021 7:06 AM	0.206		4.077
9/16/2021 7:12 AM	0.22		4.086
9/16/2021 7:18 AM	0.214		4.104
9/16/2021 7:24 AM	0.2		4.129
9/16/2021 7:30 AM	0.203		4.122
9/16/2021 7:36 AM	0.181		4.066
9/16/2021 7:42 AM	0.224		4.058
9/16/2021 7:48 AM	0.255		4.066
9/16/2021 7:54 AM	0.223		4.081
9/16/2021 8:00 AM	0.214		4.069
9/16/2021 8:06 AM	0.25		4.125
9/16/2021 8:12 AM	0.234		4.452
9/16/2021 8:18 AM	0.201		4.55
9/16/2021 8:24 AM	0.208		4.531
9/16/2021 8:30 AM	0.184		4.538
9/16/2021 8:36 AM	0.119		4.551
9/16/2021 8:42 AM	0.032		4.534
9/16/2021 8:48 AM	0.003		4.519
9/16/2021 8:54 AM	-0.006		4.529
9/16/2021 9:00 AM	-0.003		4.538
9/16/2021 9:06 AM	0.004		4.54
9/16/2021 9:12 AM	0.035		4.526
9/16/2021 9:18 AM	0.047		4.52
9/16/2021 9:24 AM	0.061		4.513
9/16/2021 9:30 AM	0.066		4.509
9/16/2021 9:36 AM	0.115		4.5
9/16/2021 9:42 AM	0.134		4.484
9/16/2021 9:48 AM	0.116		4.493
9/16/2021 9:54 AM	0.094		4.51
9/16/2021 10:00 AM	0.13		4.522
9/16/2021 10:06 AM	0.172		4.513
9/16/2021 10:12 AM	0.145		4.52
9/16/2021 10:18 AM	0.151		4.498
9/16/2021 10:24 AM	0.182		4.488
9/16/2021 10:30 AM	0.172		4.487
9/16/2021 10:36 AM	0.156		4.461
9/16/2021 10:42 AM	0.167		4.439
9/16/2021 10:48 AM	0.172		4.443
9/16/2021 10:54 AM	0.145		4.453
9/16/2021 11:00 AM	0.143		4.437
9/16/2021 11:06 AM	0.172		4.455
9/16/2021 11:12 AM	0.166		4.456
9/16/2021 11:18 AM	0.165		4.455
9/16/2021 11:24 AM	0.176		4.441
9/16/2021 11:30 AM	0.174		4.434

## Opacity Data Summary Report

**Company:** New York City D.E.P.  
North River Wastewater Resource Recovery Facility  
New York, NY 10031



**Data Group:** Valid Data  
**Report Name:** 3rd Quarter 2021

**Start of Report:** 7/1/2021 0:00  
**End of Report:** 9/30/2021 23:54

All Opacity Data

Date & Time	PE 1	PE 2	PE 4
	%	%	%
9/16/2021 11:36 AM	0.172		4.43
9/16/2021 11:42 AM	0.141		4.42
9/16/2021 11:48 AM	0.182		4.411
9/16/2021 11:54 AM	0.193		4.411
9/16/2021 12:00 PM	0.168		4.406
9/16/2021 12:06 PM	0.118		4.395
9/16/2021 12:12 PM	0.117		4.406
9/16/2021 12:18 PM	0.122		4.41
9/16/2021 12:24 PM	0.101		4.425
9/16/2021 12:30 PM	0.099		4.413
9/16/2021 12:36 PM	0.094		4.413
9/16/2021 12:42 PM	0.116		4.34
9/16/2021 12:48 PM	0.135		4.081
9/16/2021 12:54 PM	0.111		3.981
9/16/2021 1:00 PM	0.121		3.992
9/16/2021 1:06 PM	0.125		3.97
9/16/2021 1:12 PM	0.157		3.989
9/16/2021 1:18 PM	0.142		3.998
9/16/2021 1:24 PM	0.113		4.019
9/16/2021 1:30 PM	0.123		4.045
9/16/2021 1:36 PM	0.122		4.049
9/16/2021 1:42 PM	0.125		4.061
9/16/2021 1:48 PM	0.15		4.057
9/16/2021 1:54 PM	0.153		4.051
9/16/2021 2:00 PM	0.145		4.022
9/16/2021 2:06 PM	0.124		4.018
9/16/2021 2:12 PM	0.144		4.061
9/16/2021 2:18 PM	0.168		4.06
9/16/2021 2:24 PM	0.182		4.119
9/16/2021 2:30 PM	0.168		4.138
9/16/2021 2:36 PM	0.155		4.048
9/16/2021 2:42 PM	0.157		4.027
9/16/2021 2:48 PM	0.171		4.022
9/16/2021 2:54 PM	0.162		4.035
9/16/2021 3:00 PM	0.154		4.027
9/16/2021 3:06 PM	0.143		4.034
9/16/2021 3:12 PM	0.148		4.042
9/16/2021 3:18 PM	0.126		4.089
9/16/2021 3:24 PM	0.035		4.087
9/16/2021 3:30 PM	0.136		4.093
9/16/2021 3:36 PM	0.124		4.072
9/16/2021 3:42 PM	0.147		4.075
9/16/2021 3:48 PM	0.13		4.082
9/16/2021 3:54 PM	0.109		4.075
9/16/2021 4:00 PM	0.112		4.061
9/16/2021 4:06 PM	0.108		4.058
9/16/2021 4:12 PM	0.095		4.106
9/16/2021 4:18 PM	0.11		4.14
9/16/2021 4:24 PM	0.114		4.101
9/16/2021 4:30 PM	0.1		4.055

## Opacity Data Summary Report

**Company:** New York City D.E.P.  
North River Wastewater Resource Recovery Facility  
New York, NY 10031



**Data Group:** Valid Data  
**Report Name:** 3rd Quarter 2021

**Start of Report:** 7/1/2021 0:00  
**End of Report:** 9/30/2021 23:54

All Opacity Data

Date & Time	PE 1	PE 2	PE 4
	%	%	%
9/16/2021 4:36 PM	0.129		4.034
9/16/2021 4:42 PM	0.136		4.088
9/16/2021 4:48 PM	0.13		4.097
9/16/2021 4:54 PM	0.126		4.058
9/16/2021 5:00 PM	0.134		4.072
9/16/2021 5:06 PM	0.136		4.085
9/16/2021 5:12 PM	0.136		4.089
9/16/2021 5:18 PM	0.134		4.088
9/16/2021 5:24 PM	0.131		4.073
9/16/2021 5:30 PM	0.134		4.056
9/16/2021 5:36 PM	0.128		4.059
9/16/2021 5:42 PM	0.116		4.078
9/16/2021 5:48 PM	0.112		4.075
9/16/2021 5:54 PM	0.126		4.063
9/16/2021 6:00 PM	0.104		4.075
9/16/2021 6:06 PM	0.098		4.074
9/16/2021 6:12 PM	0.112		4.064
9/16/2021 6:18 PM	0.117		4.078
9/16/2021 6:24 PM	0.104		4.096
9/16/2021 6:30 PM	0.098		4.103
9/16/2021 6:36 PM	0.137		4.094
9/16/2021 6:42 PM	0.13		4.092
9/16/2021 6:48 PM	0.125		4.113
9/16/2021 6:54 PM	0.143		4.134
9/16/2021 7:00 PM	0.136		4.121
9/16/2021 7:06 PM	0.115		4.102
9/16/2021 7:12 PM	0.137		4.122
9/16/2021 7:18 PM	0.158		4.113
9/16/2021 7:24 PM	0.154		4.092
9/16/2021 7:30 PM	0.13		4.109
9/16/2021 7:36 PM	0.124		4.135
9/16/2021 7:42 PM	0.144		4.113
9/16/2021 7:48 PM	0.147		4.074
9/16/2021 7:54 PM	0.143		4.079
9/16/2021 8:00 PM	0.141		4.088
9/16/2021 8:06 PM	0.155		4.095
9/16/2021 8:12 PM	0.173		4.087
9/16/2021 8:18 PM	0.145		4.097
9/16/2021 8:24 PM	0.137		4.098
9/16/2021 8:30 PM	0.156		4.094
9/16/2021 8:36 PM	0.158		4.089
9/16/2021 8:42 PM	0.154		4.048
9/16/2021 8:48 PM	0.149		4.028
9/16/2021 8:54 PM	0.129		4.034
9/16/2021 9:00 PM	0.156		4.028
9/16/2021 9:06 PM	0.167		4.013
9/16/2021 9:12 PM	0.155		4.022
9/16/2021 9:18 PM	0.141		4.033
9/16/2021 9:24 PM	0.137		4.047
9/16/2021 9:30 PM	0.137		4.048



## Opacity Data Summary Report

**Company:** New York City D.E.P.  
North River Wastewater Resource Recovery Facility  
New York, NY 10031



**Data Group:** Valid Data  
**Report Name:** 3rd Quarter 2021

**Start of Report:** 7/1/2021 0:00  
**End of Report:** 9/30/2021 23:54

All Opacity Data

Date & Time	PE 1	PE 2	PE 4
	%	%	%
9/16/2021 9:36 PM	0.152		4.019
9/16/2021 9:42 PM	0.155		4.026
9/16/2021 9:48 PM	0.146		4.051
9/16/2021 9:54 PM	0.158		4.057
9/16/2021 10:00 PM	0.169		4.049
9/16/2021 10:06 PM	0.163		4.041
9/16/2021 10:12 PM	0.152		4.052
9/16/2021 10:18 PM	0.172		4.071
9/16/2021 10:24 PM	0.174		4.084
9/16/2021 10:30 PM	0.17		4.072
9/16/2021 10:36 PM	0.171		4.033
9/16/2021 10:42 PM	0.156		4.03
9/16/2021 10:48 PM	0.153		4.044
9/16/2021 10:54 PM	0.159		4.029
9/16/2021 11:00 PM	0.164		4.042
9/16/2021 11:06 PM	0.153		4.031
9/16/2021 11:12 PM	0.165		4.025
9/16/2021 11:18 PM	0.175		4.032
9/16/2021 11:24 PM	0.164		4.042
9/16/2021 11:30 PM	0.158		4.043
9/16/2021 11:36 PM	0.166		4.034
9/16/2021 11:42 PM	0.173		4.035
9/16/2021 11:48 PM	0.192		4.052
9/16/2021 11:54 PM	0.164		3.981
9/17/2021 12:00 AM	0.157		3.964
9/17/2021 12:06 AM	0.172		3.954
9/17/2021 12:12 AM	0.179		3.963
9/17/2021 12:18 AM	0.178		3.99
9/17/2021 12:24 AM	0.187		3.984
9/17/2021 12:30 AM	0.18		3.964
9/17/2021 12:36 AM	0.179		3.993
9/17/2021 12:42 AM	0.199		4.015
9/17/2021 12:48 AM	0.199		4.003
9/17/2021 12:54 AM	0.197		4.005
9/17/2021 1:00 AM	0.186		4.01
9/17/2021 1:06 AM	0.178		3.991
9/17/2021 1:12 AM	0.177		3.994
9/17/2021 1:18 AM	0.175		4.013
9/17/2021 1:24 AM	0.19		4.011
9/17/2021 1:30 AM	0.167		4.019
9/17/2021 1:36 AM	0.172		4.013
9/17/2021 1:42 AM	0.187		4.028
9/17/2021 1:48 AM	0.183		4.084
9/17/2021 1:54 AM	0.176		4.06
9/17/2021 2:00 AM	0.179		4.012
9/17/2021 2:06 AM	0.184		4.04
9/17/2021 2:12 AM	0.158		4.032
9/17/2021 2:18 AM	0.144		4.041
9/17/2021 2:24 AM	0.144		4.038
9/17/2021 2:30 AM	0.137		4.037

## Opacity Data Summary Report

**Company:** New York City D.E.P.  
North River Wastewater Resource Recovery Facility  
New York, NY 10031



**Data Group:** Valid Data  
**Report Name:** 3rd Quarter 2021

**Start of Report:** 7/1/2021 0:00  
**End of Report:** 9/30/2021 23:54

All Opacity Data

Date & Time	PE 1	PE 2	PE 4
	%	%	%
9/17/2021 2:36 AM	0.137		4.036
9/17/2021 2:42 AM	0.126		4.046
9/17/2021 2:48 AM	0.111		4.042
9/17/2021 2:54 AM	0.122		4.028
9/17/2021 3:00 AM	0.129		4.035
9/17/2021 3:06 AM	0.137		4.049
9/17/2021 3:12 AM	0.138		4.047
9/17/2021 3:18 AM	0.132		4.031
9/17/2021 3:24 AM	0.129		4.028
9/17/2021 3:30 AM	0.135		4.053
9/17/2021 3:36 AM	0.125		4.051
9/17/2021 3:42 AM	0.132		4.065
9/17/2021 3:48 AM	0.132		4.062
9/17/2021 3:54 AM	0.124		4.055
9/17/2021 4:00 AM	0.116		4.065
9/17/2021 4:06 AM	0.119		4.052
9/17/2021 4:12 AM	0.113		4.051
9/17/2021 4:18 AM	0.101		4.072
9/17/2021 4:24 AM	0.11		3.985
9/17/2021 4:30 AM	0.114		3.91
9/17/2021 4:36 AM	0.12		3.943
9/17/2021 4:42 AM	0.109		3.97
9/17/2021 4:48 AM	0.102		3.981
9/17/2021 4:54 AM	0.107		3.971
9/17/2021 5:00 AM	0.095		3.966
9/17/2021 5:06 AM	0.093		3.949
9/17/2021 5:12 AM	0.097		3.956
9/17/2021 5:18 AM	0.096		3.981
9/17/2021 5:24 AM	0.101		3.983
9/17/2021 5:30 AM	0.106		3.992
9/17/2021 5:36 AM	0.092		3.986
9/17/2021 5:42 AM	0.09		3.993
9/17/2021 5:48 AM	0.101		3.983
9/17/2021 5:54 AM	0.112		3.995
9/17/2021 6:00 AM	0.098		3.991
9/17/2021 6:06 AM	0.088		3.994
9/17/2021 6:12 AM	0.091		4.012
9/17/2021 6:18 AM	0.098		3.999
9/17/2021 6:24 AM	0.094		3.989
9/17/2021 6:30 AM	0.082		3.999
9/17/2021 6:36 AM	0.084		4.008
9/17/2021 6:42 AM	0.091		4.033
9/17/2021 6:48 AM	0.089		4.061
9/17/2021 6:54 AM	0.094		4.058
9/17/2021 7:00 AM	0.098		4.05
9/17/2021 7:06 AM	0.111		4.038
9/17/2021 7:12 AM	0.109		4.049
9/17/2021 7:18 AM	0.098		4.04
9/17/2021 7:24 AM	0.082		3.999
9/17/2021 7:30 AM	0.067		3.996

## Opacity Data Summary Report

**Company:** New York City D.E.P.  
 North River Wastewater Resource Recovery Facility  
 New York, NY 10031



**Data Group:** Valid Data  
**Report Name:** 3rd Quarter 2021

**Start of Report:** 7/1/2021 0:00  
**End of Report:** 9/30/2021 23:54

All Opacity Data

Date & Time	PE 1	PE 2	PE 4
	%	%	%
9/17/2021 7:36 AM	0.07		4.004
9/17/2021 7:42 AM	0.069		4.003
9/17/2021 7:48 AM	0.065		4.012
9/17/2021 7:54 AM	0.061		3.995
9/17/2021 8:00 AM	0.076		3.997
9/17/2021 8:06 AM	0.058		4.02
9/17/2021 8:12 AM	0.056		3.995
9/17/2021 8:18 AM	0.062		4.002
9/17/2021 8:24 AM	0.033		3.998
9/17/2021 8:30 AM	0.025		3.999
9/17/2021 8:36 AM	0.038		4.006
9/17/2021 8:42 AM	0.037		3.996
9/17/2021 8:48 AM	0.05		3.988
9/17/2021 8:54 AM	0.03		3.994
9/17/2021 9:00 AM	0.037		3.999
9/17/2021 9:06 AM	0.046		4.03
9/17/2021 9:12 AM	3.106		4.047
9/17/2021 9:18 AM	7.156		4.081
9/17/2021 9:24 AM	5.284		4.099
9/17/2021 9:30 AM	2.32		4.067
9/17/2021 9:36 AM	1.09		4.051
9/17/2021 9:42 AM	0.842		4.033
9/17/2021 9:48 AM	0.735		4.044
9/17/2021 9:54 AM	0.697		4.044
9/17/2021 10:00 AM	0.693		4.051
9/17/2021 10:06 AM	0.796		4.037
9/17/2021 10:12 AM	0.893		4.025
9/17/2021 10:18 AM	1.043		4.025
9/17/2021 10:24 AM	1.118		4.011
9/17/2021 10:30 AM	1.133		4.027
9/17/2021 10:36 AM	1.157		4.049
9/17/2021 10:42 AM	1.157		4.058
9/17/2021 10:48 AM	1.081		4.054
9/17/2021 10:54 AM	1.036		4.041
9/17/2021 11:00 AM	1.078		4.035
9/17/2021 11:06 AM	1.072		4.034
9/17/2021 11:12 AM	0.993		4.029
9/17/2021 11:18 AM	0.919		4.032
9/17/2021 11:24 AM	0.88		4.043
9/17/2021 11:30 AM	0.837		4.034
9/17/2021 11:36 AM	0.782		4.036
9/17/2021 11:42 AM	0.704		4.034
9/17/2021 11:48 AM	0.667		4.034
9/17/2021 11:54 AM	0.627		4.041
9/17/2021 12:00 PM	0.571		4.031
9/17/2021 12:06 PM	0.562		3.998
9/17/2021 12:12 PM	0.578		3.99
9/17/2021 12:18 PM	0.575		3.955
9/17/2021 12:24 PM	0.06		3.967
9/17/2021 12:30 PM	-0.529		3.985

## Opacity Data Summary Report

**Company:** New York City D.E.P.  
North River Wastewater Resource Recovery Facility  
New York, NY 10031



**Data Group:** Valid Data  
**Report Name:** 3rd Quarter 2021

**Start of Report:** 7/1/2021 0:00  
**End of Report:** 9/30/2021 23:54

All Opacity Data

Date & Time	PE 1	PE 2	PE 4
	%	%	%
9/17/2021 12:36 PM	-0.504		3.996
9/17/2021 12:42 PM	0.593		4.018
9/17/2021 12:48 PM	1.493		4.032
9/17/2021 12:54 PM	1.119		4.014
9/17/2021 1:00 PM	0.95		4.003
9/17/2021 1:06 PM	0.832		4.014
9/17/2021 1:12 PM	0.755		4.006
9/17/2021 1:18 PM	0.694		4.006
9/17/2021 1:24 PM	0.647		4.008
9/17/2021 1:30 PM	0.651		4.027
9/17/2021 1:36 PM	0.607		4.047
9/17/2021 1:42 PM	0.538		4.029
9/17/2021 1:48 PM	0.536		4.017
9/17/2021 1:54 PM	0.501		4.015
9/17/2021 2:00 PM	0.488		4.019
9/17/2021 2:06 PM	0.491		4.024
9/17/2021 2:12 PM	0.495		4.041
9/17/2021 2:18 PM	0.485		4.05
9/17/2021 2:24 PM	0.468		4.056
9/17/2021 2:30 PM	0.449		4.04
9/17/2021 2:36 PM	0.435		4.043
9/17/2021 2:42 PM	0.454		4.049
9/17/2021 2:48 PM	0.469		4.041
9/17/2021 2:54 PM	0.292		4.025
9/17/2021 3:00 PM	0.077		3.999
9/17/2021 3:06 PM	0.114		3.997
9/17/2021 3:12 PM	0.132		3.994
9/17/2021 3:18 PM	0.073		3.973
9/17/2021 3:24 PM	-0.271		4.481
9/17/2021 3:30 PM	-0.519		4.403
9/17/2021 3:36 PM	-0.496		3.822
9/17/2021 3:42 PM	-0.469		3.749
9/17/2021 3:48 PM	-0.443		3.715
9/17/2021 3:54 PM	-0.42		3.759
9/17/2021 4:00 PM	-0.349		3.787
9/17/2021 4:06 PM	-0.313		3.821
9/17/2021 4:12 PM	-0.256		3.96
9/17/2021 4:18 PM	-0.265		4.091
9/17/2021 4:24 PM	-0.261		4.055
9/17/2021 4:30 PM	-0.234		4.053
9/17/2021 4:36 PM	-0.171		4.066
9/17/2021 4:42 PM	-0.118		4.103
9/17/2021 4:48 PM	-0.123		4.161
9/17/2021 4:54 PM	-0.107		4.147
9/17/2021 5:00 PM	-0.106		4.08
9/17/2021 5:06 PM	-0.062		4.075
9/17/2021 5:12 PM	-0.053		4.072
9/17/2021 5:18 PM	-0.047		4.064
9/17/2021 5:24 PM	-0.02		4.069
9/17/2021 5:30 PM	-0.031		4.085

## Opacity Data Summary Report

**Company:** New York City D.E.P.  
North River Wastewater Resource Recovery Facility  
New York, NY 10031



**Data Group:** Valid Data  
**Report Name:** 3rd Quarter 2021

**Start of Report:** 7/1/2021 0:00  
**End of Report:** 9/30/2021 23:54

All Opacity Data

Date & Time	PE 1	PE 2	PE 4
	%	%	%
9/17/2021 5:36 PM	-0.03		4.063
9/17/2021 5:42 PM	0.009		4.044
9/17/2021 5:48 PM	0.019		4.061
9/17/2021 5:54 PM	0.021		4.074
9/17/2021 6:00 PM	0.041		4.068
9/17/2021 6:06 PM	0.053		4.041
9/17/2021 6:12 PM	0.056		3.991
9/17/2021 6:18 PM	0.077		3.974
9/17/2021 6:24 PM	0.063		3.993
9/17/2021 6:30 PM	0.073		3.998
9/17/2021 6:36 PM	0.105		3.871
9/17/2021 6:42 PM	0.093		3.705
9/17/2021 6:48 PM	0.085		3.722
9/17/2021 6:54 PM	0.093		3.72
9/17/2021 7:00 PM	0.145		3.727
9/17/2021 7:06 PM	0.151		3.747
9/17/2021 7:12 PM	0.135		3.771
9/17/2021 7:18 PM	0.159		3.785
9/17/2021 7:24 PM	0.158		3.801
9/17/2021 7:30 PM	0.159		3.78
9/17/2021 7:36 PM	0.172		3.745
9/17/2021 7:42 PM	0.173		3.769
9/17/2021 7:48 PM	0.145		3.814
9/17/2021 7:54 PM	0.197		3.823
9/17/2021 8:00 PM	0.194		3.819
9/17/2021 8:06 PM	0.192		3.792
9/17/2021 8:12 PM	0.231		3.807
9/17/2021 8:18 PM	0.223		3.798
9/17/2021 8:24 PM	0.214		3.804
9/17/2021 8:30 PM	0.216		3.823
9/17/2021 8:36 PM	0.204		3.783
9/17/2021 8:42 PM	0.205		3.773
9/17/2021 8:48 PM	0.194		3.787
9/17/2021 8:54 PM	0.196		3.791
9/17/2021 9:00 PM	0.212		3.796
9/17/2021 9:06 PM	0.21		3.801
9/17/2021 9:12 PM	0.208		3.783
9/17/2021 9:18 PM	0.213		3.764
9/17/2021 9:24 PM	0.201		3.778
9/17/2021 9:30 PM	0.203		3.802
9/17/2021 9:36 PM	0.23		3.798
9/17/2021 9:42 PM	0.255		3.785
9/17/2021 9:48 PM	0.272		3.791
9/17/2021 9:54 PM	0.284		3.788
9/17/2021 10:00 PM	0.256		3.8
9/17/2021 10:06 PM	0.248		3.814
9/17/2021 10:12 PM	0.288		3.829
9/17/2021 10:18 PM	0.305		3.86
9/17/2021 10:24 PM	0.279		3.853
9/17/2021 10:30 PM	0.248		3.838

## Opacity Data Summary Report

**Company:** New York City D.E.P.  
North River Wastewater Resource Recovery Facility  
New York, NY 10031



**Data Group:** Valid Data  
**Report Name:** 3rd Quarter 2021

**Start of Report:** 7/1/2021 0:00  
**End of Report:** 9/30/2021 23:54

All Opacity Data

Date & Time	PE 1	PE 2	PE 4
	%	%	%
9/17/2021 10:36 PM	0.252		4.024
9/17/2021 10:42 PM	0.239		4.172
9/17/2021 10:48 PM	0.229		4.137
9/17/2021 10:54 PM	0.236		4.12
9/17/2021 11:00 PM	0.227		4.107
9/17/2021 11:06 PM	0.236		4.104
9/17/2021 11:12 PM	0.239		4.116
9/17/2021 11:18 PM	0.244		4.121
9/17/2021 11:24 PM	0.249		4.104
9/17/2021 11:30 PM	0.268		4.099
9/17/2021 11:36 PM	0.239		4.106
9/17/2021 11:42 PM	0.224		4.106
9/17/2021 11:48 PM	0.232		4.119
9/17/2021 11:54 PM	0.245		4.134
9/18/2021 12:00 AM	0.245		4.138
9/18/2021 12:06 AM	0.234		4.117
9/18/2021 12:12 AM	0.212		4.125
9/18/2021 12:18 AM	0.219		4.134
9/18/2021 12:24 AM	0.231		4.076
9/18/2021 12:30 AM	0.267		4.018
9/18/2021 12:36 AM	0.267		4.025
9/18/2021 12:42 AM	0.256		4.027
9/18/2021 12:48 AM	0.255		4.008
9/18/2021 12:54 AM	0.275		4.005
9/18/2021 1:00 AM	0.28		4.017
9/18/2021 1:06 AM	0.27		4.04
9/18/2021 1:12 AM	0.264		3.912
9/18/2021 1:18 AM	0.252		3.702
9/18/2021 1:24 AM	0.275		3.71
9/18/2021 1:30 AM	0.285		3.73
9/18/2021 1:36 AM	0.27		3.751
9/18/2021 1:42 AM	0.257		3.762
9/18/2021 1:48 AM	0.256		3.772
9/18/2021 1:54 AM	0.247		3.768
9/18/2021 2:00 AM	0.239		3.761
9/18/2021 2:06 AM	0.231		3.78
9/18/2021 2:12 AM	0.239		3.79
9/18/2021 2:18 AM	0.243		3.791
9/18/2021 2:24 AM	0.243		3.819
9/18/2021 2:30 AM	0.241		3.813
9/18/2021 2:36 AM	0.234		3.828
9/18/2021 2:42 AM	0.222		3.827
9/18/2021 2:48 AM	0.221		3.822
9/18/2021 2:54 AM	0.211		3.817
9/18/2021 3:00 AM	0.212		3.817
9/18/2021 3:06 AM	0.202		3.838
9/18/2021 3:12 AM	0.202		3.86
9/18/2021 3:18 AM	0.225		3.843
9/18/2021 3:24 AM	0.217		3.828
9/18/2021 3:30 AM	0.183		3.838

## Opacity Data Summary Report

**Company:** New York City D.E.P.  
North River Wastewater Resource Recovery Facility  
New York, NY 10031



**Data Group:** Valid Data  
**Report Name:** 3rd Quarter 2021

**Start of Report:** 7/1/2021 0:00  
**End of Report:** 9/30/2021 23:54

All Opacity Data

Date & Time	PE 1	PE 2	PE 4
	%	%	%
9/18/2021 3:36 AM	0.173		3.827
9/18/2021 3:42 AM	0.217		3.839
9/18/2021 3:48 AM	0.226		3.843
9/18/2021 3:54 AM	0.224		3.817
9/18/2021 4:00 AM	0.218		3.831
9/18/2021 4:06 AM	0.194		3.821
9/18/2021 4:12 AM	0.182		3.798
9/18/2021 4:18 AM	0.2		3.79
9/18/2021 4:24 AM	0.202		3.816
9/18/2021 4:30 AM	0.205		3.827
9/18/2021 4:36 AM	0.212		3.838
9/18/2021 4:42 AM	0.195		3.829
9/18/2021 4:48 AM	0.206		3.834
9/18/2021 4:54 AM	0.208		3.909
9/18/2021 5:00 AM	0.222		4.045
9/18/2021 5:06 AM	0.224		4.074
9/18/2021 5:12 AM	0.206		4.052
9/18/2021 5:18 AM	0.211		4.054
9/18/2021 5:24 AM	0.221		4.05
9/18/2021 5:30 AM	0.248		4.06
9/18/2021 5:36 AM	0.253		4.084
9/18/2021 5:42 AM	0.215		4.07
9/18/2021 5:48 AM	0.218		4.069
9/18/2021 5:54 AM	0.225		4.083
9/18/2021 6:00 AM	0.232		4.106
9/18/2021 6:06 AM	0.231		4.092
9/18/2021 6:12 AM	0.208		4.069
9/18/2021 6:18 AM	0.189		4.053
9/18/2021 6:24 AM	0.212		4.047
9/18/2021 6:30 AM	0.232		4.08
9/18/2021 6:36 AM	0.246		4.079
9/18/2021 6:42 AM	0.263		4.061
9/18/2021 6:48 AM	0.286		4.052
9/18/2021 6:54 AM	0.304		4.071
9/18/2021 7:00 AM	0.315		4.085
9/18/2021 7:06 AM	0.315		4.086
9/18/2021 7:12 AM	0.292		4.075
9/18/2021 7:18 AM	0.267		4.079
9/18/2021 7:24 AM	0.253		4.092
9/18/2021 7:30 AM	0.215		4.058
9/18/2021 7:36 AM	0.168		4.046
9/18/2021 7:42 AM	0.155		4.062
9/18/2021 7:48 AM	0.172		4.047
9/18/2021 7:54 AM	0.18		4.033
9/18/2021 8:00 AM	0.195		4.038
9/18/2021 8:06 AM	0.175		4.04
9/18/2021 8:12 AM	24.206		4.103
9/18/2021 8:18 AM	28.934		4.093
9/18/2021 8:24 AM	3.715		4.021
9/18/2021 8:30 AM	1.098		4.034

## Opacity Data Summary Report

**Company:** New York City D.E.P.  
North River Wastewater Resource Recovery Facility  
New York, NY 10031



**Data Group:** Valid Data  
**Report Name:** 3rd Quarter 2021

**Start of Report:** 7/1/2021 0:00  
**End of Report:** 9/30/2021 23:54

All Opacity Data

Date & Time	PE 1	PE 2	PE 4
	%	%	%
9/18/2021 8:36 AM	0.908		4.032
9/18/2021 8:42 AM	0.958		4
9/18/2021 8:48 AM	1.151		4.003
9/18/2021 8:54 AM	1.249		4.03
9/18/2021 9:00 AM	1.288		4.036
9/18/2021 9:06 AM	1.404		4.054
9/18/2021 9:12 AM	1.372		4.052
9/18/2021 9:18 AM	1.238		4.029
9/18/2021 9:24 AM	1.177		4.022
9/18/2021 9:30 AM	1.107		4.037
9/18/2021 9:36 AM	1.023		4.056
9/18/2021 9:42 AM	0.928		4.044
9/18/2021 9:48 AM	0.869		4.034
9/18/2021 9:54 AM	0.797		4.043
9/18/2021 10:00 AM	0.709		4.062
9/18/2021 10:06 AM	0.652		4.061
9/18/2021 10:12 AM	0.622		4.064
9/18/2021 10:18 AM	0.559		4.062
9/18/2021 10:24 AM	0.516		4.045
9/18/2021 10:30 AM	0.474		4.046
9/18/2021 10:36 AM	0.397		4.043
9/18/2021 10:42 AM	0.329		4.031
9/18/2021 10:48 AM	0.324		4.037
9/18/2021 10:54 AM	0.315		4.032
9/18/2021 11:00 AM	0.314		4.021
9/18/2021 11:06 AM	0.337		4.032
9/18/2021 11:12 AM	0.332		4.031
9/18/2021 11:18 AM	0.306		4
9/18/2021 11:24 AM	0.293		4.003
9/18/2021 11:30 AM	0.289		4.008
9/18/2021 11:36 AM	0.292		4.02
9/18/2021 11:42 AM	0.306		4.048
9/18/2021 11:48 AM	0.304		4.097
9/18/2021 11:54 AM	0.807		4.119
9/18/2021 12:00 PM	1.368		4.156
9/18/2021 12:06 PM	1.132		4.183
9/18/2021 12:12 PM	1.069		4.17
9/18/2021 12:18 PM	1.006		4.185
9/18/2021 12:24 PM	0.933		4.203
9/18/2021 12:30 PM	0.916		4.215
9/18/2021 12:36 PM	0.965		4.207
9/18/2021 12:42 PM	0.954		4.193
9/18/2021 12:48 PM	0.892		4.173
9/18/2021 12:54 PM	0.848		4.175
9/18/2021 1:00 PM	0.818		4.158
9/18/2021 1:06 PM	0.817		4.173
9/18/2021 1:12 PM	0.82		4.148
9/18/2021 1:18 PM	0.817		4.136
9/18/2021 1:24 PM	0.784		4.144
9/18/2021 1:30 PM	0.765		4.145



## Opacity Data Summary Report

**Company:** New York City D.E.P.  
North River Wastewater Resource Recovery Facility  
New York, NY 10031



**Data Group:** Valid Data  
**Report Name:** 3rd Quarter 2021

**Start of Report:** 7/1/2021 0:00  
**End of Report:** 9/30/2021 23:54

All Opacity Data

Date & Time	PE 1	PE 2	PE 4
	%	%	%
9/18/2021 1:36 PM	0.78		4.141
9/18/2021 1:42 PM	0.764		4.135
9/18/2021 1:48 PM	0.765		4.131
9/18/2021 1:54 PM	0.74		4.121
9/18/2021 2:00 PM	0.71		4.13
9/18/2021 2:06 PM	0.721		4.125
9/18/2021 2:12 PM	0.731		4.118
9/18/2021 2:18 PM	0.705		4.131
9/18/2021 2:24 PM	0.687		4.12
9/18/2021 2:30 PM	0.676		4.125
9/18/2021 2:36 PM	0.712		4.133
9/18/2021 2:42 PM	0.673		4.127
9/18/2021 2:48 PM	0.594		4.125
9/18/2021 2:54 PM	0.593		4.109
9/18/2021 3:00 PM	0.583		4.101
9/18/2021 3:06 PM	0.573		4.11
9/18/2021 3:12 PM	0.554		4.106
9/18/2021 3:18 PM	0.431		4.101
9/18/2021 3:24 PM	0.292		4.099
9/18/2021 3:30 PM	0.295		4.044
9/18/2021 3:36 PM	0.32		4.038
9/18/2021 3:42 PM	0.329		4.05
9/18/2021 3:48 PM	0.334		4.052
9/18/2021 3:54 PM	0.319		4.059
9/18/2021 4:00 PM	0.314		4.057
9/18/2021 4:06 PM	0.331		4.043
9/18/2021 4:12 PM	0.324		4.04
9/18/2021 4:18 PM	0.354		4.056
9/18/2021 4:24 PM	0.351		4.062
9/18/2021 4:30 PM	0.346		4.097
9/18/2021 4:36 PM	0.346		4.11
9/18/2021 4:42 PM	0.324		4.1
9/18/2021 4:48 PM	0.309		4.088
9/18/2021 4:54 PM	0.297		4.09
9/18/2021 5:00 PM	0.278		4.102
9/18/2021 5:06 PM	0.278		4.108
9/18/2021 5:12 PM	0.269		4.096
9/18/2021 5:18 PM	0.246		4.092
9/18/2021 5:24 PM	0.332		4.111
9/18/2021 5:30 PM	0.386		4.117
9/18/2021 5:36 PM	0.332		4.088
9/18/2021 5:42 PM	0.287		4.1
9/18/2021 5:48 PM	0.288		4.12
9/18/2021 5:54 PM	0.286		4.12
9/18/2021 6:00 PM	0.275		4.124
9/18/2021 6:06 PM	0.283		4.094
9/18/2021 6:12 PM	0.282		4.085
9/18/2021 6:18 PM	0.291		4.102
9/18/2021 6:24 PM	0.291		4.096
9/18/2021 6:30 PM	0.295		4.096

## Opacity Data Summary Report

**Company:** New York City D.E.P.  
North River Wastewater Resource Recovery Facility  
New York, NY 10031



**Data Group:** Valid Data  
**Report Name:** 3rd Quarter 2021

**Start of Report:** 7/1/2021 0:00  
**End of Report:** 9/30/2021 23:54

All Opacity Data

Date & Time	PE 1	PE 2	PE 4
	%	%	%
9/18/2021 6:36 PM	0.282		4.105
9/18/2021 6:42 PM	0.298		4.088
9/18/2021 6:48 PM	0.32		4.071
9/18/2021 6:54 PM	0.315		4.101
9/18/2021 7:00 PM	0.266		4.088
9/18/2021 7:06 PM	0.229		4.083
9/18/2021 7:12 PM	0.206		4.069
9/18/2021 7:18 PM	0.197		4.08
9/18/2021 7:24 PM	0.176		4.072
9/18/2021 7:30 PM	0.708		4.04
9/18/2021 7:36 PM	1.004		4.055
9/18/2021 7:42 PM	1.047		4.085
9/18/2021 7:48 PM	1.001		4.075
9/18/2021 7:54 PM	0.928		4.079
9/18/2021 8:00 PM	0.845		4.086
9/18/2021 8:06 PM	0.788		4.08
9/18/2021 8:12 PM	0.765		4.09
9/18/2021 8:18 PM	0.809		4.085
9/18/2021 8:24 PM	0.872		4.083
9/18/2021 8:30 PM	0.89		4.093
9/18/2021 8:36 PM	0.874		4.096
9/18/2021 8:42 PM	0.844		4.117
9/18/2021 8:48 PM	0.841		4.115
9/18/2021 8:54 PM	0.846		4.124
9/18/2021 9:00 PM	0.814		4.126
9/18/2021 9:06 PM	0.782		4.119
9/18/2021 9:12 PM	0.768		4.132
9/18/2021 9:18 PM	0.753		4.136
9/18/2021 9:24 PM	0.748		4.133
9/18/2021 9:30 PM	0.733		4.147
9/18/2021 9:36 PM	0.731		4.155
9/18/2021 9:42 PM	0.695		4.153
9/18/2021 9:48 PM	0.688		4.161
9/18/2021 9:54 PM	0.697		4.16
9/18/2021 10:00 PM	0.683		4.166
9/18/2021 10:06 PM	0.671		4.188
9/18/2021 10:12 PM	0.71		4.215
9/18/2021 10:18 PM	0.749		4.215
9/18/2021 10:24 PM	0.722		4.194
9/18/2021 10:30 PM	0.7		4.186
9/18/2021 10:36 PM	0.694		4.179
9/18/2021 10:42 PM	0.689		4.203
9/18/2021 10:48 PM	0.687		4.24
9/18/2021 10:54 PM	0.112		4.072
9/18/2021 11:00 PM	-0.59		3.807
9/18/2021 11:06 PM	-0.718		3.794
9/18/2021 11:12 PM	-0.727		3.811
9/18/2021 11:18 PM	-0.705		3.809
9/18/2021 11:24 PM	-0.651		3.839
9/18/2021 11:30 PM	-0.612		3.856

## Opacity Data Summary Report

**Company:** New York City D.E.P.  
North River Wastewater Resource Recovery Facility  
New York, NY 10031



**Data Group:** Valid Data  
**Report Name:** 3rd Quarter 2021

**Start of Report:** 7/1/2021 0:00  
**End of Report:** 9/30/2021 23:54

All Opacity Data

Date & Time	PE 1	PE 2	PE 4
	%	%	%
9/18/2021 11:36 PM	-0.556		3.857
9/18/2021 11:42 PM	-0.466		3.893
9/18/2021 11:48 PM	-0.427		3.92
9/18/2021 11:54 PM	-0.386		3.901
9/19/2021 12:00 AM	-0.345		3.912
9/19/2021 12:06 AM	-0.302		3.906
9/19/2021 12:12 AM	-0.286		3.89
9/19/2021 12:18 AM	-0.222		3.928
9/19/2021 12:24 AM	-0.186		3.959
9/19/2021 12:30 AM	-0.201		3.955
9/19/2021 12:36 AM	-0.181		3.935
9/19/2021 12:42 AM	-0.157		3.952
9/19/2021 12:48 AM	-0.135		3.97
9/19/2021 12:54 AM	-0.121		3.975
9/19/2021 1:00 AM	-0.077		3.966
9/19/2021 1:06 AM	-0.055		3.954
9/19/2021 1:12 AM	-0.037		3.93
9/19/2021 1:18 AM	-0.004		3.935
9/19/2021 1:24 AM	-0.041		3.957
9/19/2021 1:30 AM	-0.051		3.947
9/19/2021 1:36 AM	-0.029		3.949
9/19/2021 1:42 AM	-0.072		3.967
9/19/2021 1:48 AM	-0.061		3.992
9/19/2021 1:54 AM	-0.017		3.965
9/19/2021 2:00 AM	-0.011		3.938
9/19/2021 2:06 AM	-0.003		3.943
9/19/2021 2:12 AM	0		3.953
9/19/2021 2:18 AM	0.009		3.956
9/19/2021 2:24 AM	0.031		3.947
9/19/2021 2:30 AM	0.03		3.959
9/19/2021 2:36 AM	-0.005		3.985
9/19/2021 2:42 AM	0.017		3.982
9/19/2021 2:48 AM	0.022		3.986
9/19/2021 2:54 AM	0.02		3.986
9/19/2021 3:00 AM	0.014		3.969
9/19/2021 3:06 AM	0.034		3.984
9/19/2021 3:12 AM	0.042		3.978
9/19/2021 3:18 AM	0.053		3.93
9/19/2021 3:24 AM	0.062		3.962
9/19/2021 3:30 AM	0.038		3.98
9/19/2021 3:36 AM	0.009		3.965
9/19/2021 3:42 AM	0.031		3.947
9/19/2021 3:48 AM	0.05		3.949
9/19/2021 3:54 AM	0.034		3.95
9/19/2021 4:00 AM	0.028		3.949
9/19/2021 4:06 AM	0.055		3.961
9/19/2021 4:12 AM	0.043		3.971
9/19/2021 4:18 AM	0.02		3.993
9/19/2021 4:24 AM	0.027		3.929
9/19/2021 4:30 AM	0.037		3.912

## Opacity Data Summary Report

**Company:** New York City D.E.P.  
North River Wastewater Resource Recovery Facility  
New York, NY 10031



**Data Group:** Valid Data  
**Report Name:** 3rd Quarter 2021

**Start of Report:** 7/1/2021 0:00  
**End of Report:** 9/30/2021 23:54

All Opacity Data

Date & Time	PE 1	PE 2	PE 4
	%	%	%
9/19/2021 4:36 AM	0.058		3.915
9/19/2021 4:42 AM	0.027		3.902
9/19/2021 4:48 AM	-0.013		3.919
9/19/2021 4:54 AM	-0.004		3.951
9/19/2021 5:00 AM	-0.001		3.961
9/19/2021 5:06 AM	-0.002		3.974
9/19/2021 5:12 AM	-0.009		3.972
9/19/2021 5:18 AM	0.015		3.968
9/19/2021 5:24 AM	0.018		3.973
9/19/2021 5:30 AM	0.026		3.951
9/19/2021 5:36 AM	0.051		3.941
9/19/2021 5:42 AM	0.061		3.947
9/19/2021 5:48 AM	0.066		3.945
9/19/2021 5:54 AM	0.061		3.945
9/19/2021 6:00 AM	0.067		3.955
9/19/2021 6:06 AM	0.043		3.971
9/19/2021 6:12 AM	0.046		3.951
9/19/2021 6:18 AM	0.091		3.965
9/19/2021 6:24 AM	0.105		3.974
9/19/2021 6:30 AM	0.084		3.943
9/19/2021 6:36 AM	0.076		3.957
9/19/2021 6:42 AM	0.102		3.982
9/19/2021 6:48 AM	0.106		3.963
9/19/2021 6:54 AM	0.142		3.95
9/19/2021 7:00 AM	0.188		3.953
9/19/2021 7:06 AM	0.179		3.938
9/19/2021 7:12 AM	0.148		3.942
9/19/2021 7:18 AM	0.114		3.94
9/19/2021 7:24 AM	0.07		3.941
9/19/2021 7:30 AM	4.619		4.036
9/19/2021 7:36 AM	5.264		4.072
9/19/2021 7:42 AM	1.099		4.01
9/19/2021 7:48 AM	1.067		4
9/19/2021 7:54 AM	1.122		4.017
9/19/2021 8:00 AM	1.124		4.034
9/19/2021 8:06 AM	1.094		4.044
9/19/2021 8:12 AM	1.049		4.053
9/19/2021 8:18 AM	0.946		4.054
9/19/2021 8:24 AM	0.892		4.058
9/19/2021 8:30 AM	0.823		4.062
9/19/2021 8:36 AM	0.721		4.051
9/19/2021 8:42 AM	0.628		4.052
9/19/2021 8:48 AM	0.535		4.067
9/19/2021 8:54 AM	0.48		4.068
9/19/2021 9:00 AM	0.455		4.089
9/19/2021 9:06 AM	0.409		4.088
9/19/2021 9:12 AM	0.339		4.106
9/19/2021 9:18 AM	0.283		4.115
9/19/2021 9:24 AM	0.261		4.09
9/19/2021 9:30 AM	0.232		4.079

## Opacity Data Summary Report

**Company:** New York City D.E.P.  
North River Wastewater Resource Recovery Facility  
New York, NY 10031



**Data Group:** Valid Data  
**Report Name:** 3rd Quarter 2021

**Start of Report:** 7/1/2021 0:00  
**End of Report:** 9/30/2021 23:54

All Opacity Data

Date & Time	PE 1	PE 2	PE 4
	%	%	%
9/19/2021 9:36 AM	0.218		4.066
9/19/2021 9:42 AM	0.203		4.081
9/19/2021 9:48 AM	0.175		4.105
9/19/2021 9:54 AM	0.152		4.125
9/19/2021 10:00 AM	0.102		4.121
9/19/2021 10:06 AM	0.106		4.142
9/19/2021 10:12 AM	0.099		4.15
9/19/2021 10:18 AM	0.086		4.089
9/19/2021 10:24 AM	0.095		4.083
9/19/2021 10:30 AM	0.122		4.115
9/19/2021 10:36 AM	0.156		4.097
9/19/2021 10:42 AM	0.168		4.045
9/19/2021 10:48 AM	0.162		4.053
9/19/2021 10:54 AM	0.156		4.059
9/19/2021 11:00 AM	0.173		4.038
9/19/2021 11:06 AM	0.196		4.03
9/19/2021 11:12 AM	0.176		4.023
9/19/2021 11:18 AM	0.147		4.031
9/19/2021 11:24 AM	0.157		4.033
9/19/2021 11:30 AM	0.162		4.035
9/19/2021 11:36 AM	0.191		4.055
9/19/2021 11:42 AM	0.217		4.063
9/19/2021 11:48 AM	0.246		4.049
9/19/2021 11:54 AM	0.275		4.063
9/19/2021 12:00 PM	0.289		4.062
9/19/2021 12:06 PM	0.301		4.028
9/19/2021 12:12 PM	0.305		4.04
9/19/2021 12:18 PM	0.297		4.052
9/19/2021 12:24 PM	0.28		4.04
9/19/2021 12:30 PM	0.258		4.053
9/19/2021 12:36 PM	0.246		4.067
9/19/2021 12:42 PM	0.256		4.053
9/19/2021 12:48 PM	0.262		4.031
9/19/2021 12:54 PM	0.27		4.029
9/19/2021 1:00 PM	0.268		4.019
9/19/2021 1:06 PM	0.256		3.997
9/19/2021 1:12 PM	0.753		4.005
9/19/2021 1:18 PM	1.072		4.002
9/19/2021 1:24 PM	0.871		3.986
9/19/2021 1:30 PM	0.809		3.988
9/19/2021 1:36 PM	0.735		3.98
9/19/2021 1:42 PM	0.682		3.993
9/19/2021 1:48 PM	0.722		3.993
9/19/2021 1:54 PM	0.716		3.977
9/19/2021 2:00 PM	0.653		3.975
9/19/2021 2:06 PM	0.64		4.01
9/19/2021 2:12 PM	0.61		4.037
9/19/2021 2:18 PM	0.585		4.036
9/19/2021 2:24 PM	0.579		4.057
9/19/2021 2:30 PM	0.57		4.06

## Opacity Data Summary Report

**Company:** New York City D.E.P.  
 North River Wastewater Resource Recovery Facility  
 New York, NY 10031



**Data Group:** Valid Data  
**Report Name:** 3rd Quarter 2021

**Start of Report:** 7/1/2021 0:00  
**End of Report:** 9/30/2021 23:54

All Opacity Data

Date & Time	PE 1	PE 2	PE 4
	%	%	%
9/19/2021 2:36 PM	0.589		4.029
9/19/2021 2:42 PM	0.607		4.029
9/19/2021 2:48 PM	0.61		4.058
9/19/2021 2:54 PM	0.613		4.069
9/19/2021 3:00 PM	0.638		4.069
9/19/2021 3:06 PM	0.626		4.064
9/19/2021 3:12 PM	0.612		4.046
9/19/2021 3:18 PM	0.607		4.048
9/19/2021 3:24 PM	0.636		4.044
9/19/2021 3:30 PM	0.629		4.079
9/19/2021 3:36 PM	0.428		4.101
9/19/2021 3:42 PM	0.154		4.092
9/19/2021 3:48 PM	0.104		4.1
9/19/2021 3:54 PM	0.14		4.1
9/19/2021 4:00 PM	0.158		4.131
9/19/2021 4:06 PM	0.177		4.161
9/19/2021 4:12 PM	0.188		4.105
9/19/2021 4:18 PM	0.158		4.094
9/19/2021 4:24 PM	0.153		4.104
9/19/2021 4:30 PM	0.191		4.107
9/19/2021 4:36 PM	0.188		4.122
9/19/2021 4:42 PM	0.2		4.123
9/19/2021 4:48 PM	0.234		4.112
9/19/2021 4:54 PM	0.223		4.124
9/19/2021 5:00 PM	0.199		4.126
9/19/2021 5:06 PM	0.202		4.119
9/19/2021 5:12 PM	0.209		4.117
9/19/2021 5:18 PM	0.222		4.121
9/19/2021 5:24 PM	0.221		4.1
9/19/2021 5:30 PM	0.207		4.089
9/19/2021 5:36 PM	0.201		4.07
9/19/2021 5:42 PM	0.181		4.106
9/19/2021 5:48 PM	0.161		4.119
9/19/2021 5:54 PM	0.144		4.099
9/19/2021 6:00 PM	0.125		4.097
9/19/2021 6:06 PM	0.13		4.096
9/19/2021 6:12 PM	0.135		4.11
9/19/2021 6:18 PM	0.12		4.105
9/19/2021 6:24 PM	0.147		4.078
9/19/2021 6:30 PM	0.142		4.099
9/19/2021 6:36 PM	0.129		4.09
9/19/2021 6:42 PM	0.125		4.092
9/19/2021 6:48 PM	0.121		4.096
9/19/2021 6:54 PM	0.12		4.098
9/19/2021 7:00 PM	0.13		4.079
9/19/2021 7:06 PM	0.119		4.088
9/19/2021 7:12 PM	0.125		4.112
9/19/2021 7:18 PM	0.117		4.098
9/19/2021 7:24 PM	0.084		4.078
9/19/2021 7:30 PM	0.061		4.111

## Opacity Data Summary Report

**Company:** New York City D.E.P.  
North River Wastewater Resource Recovery Facility  
New York, NY 10031



**Data Group:** Valid Data  
**Report Name:** 3rd Quarter 2021

**Start of Report:** 7/1/2021 0:00  
**End of Report:** 9/30/2021 23:54

All Opacity Data

Date & Time	PE 1	PE 2	PE 4
	%	%	%
9/19/2021 7:36 PM	0.065		4.127
9/19/2021 7:42 PM	0.076		4.096
9/19/2021 7:48 PM	0.06		4.076
9/19/2021 7:54 PM	0.057		4.062
9/19/2021 8:00 PM	0.07		4.071
9/19/2021 8:06 PM	0.065		4.076
9/19/2021 8:12 PM	0.042		4.072
9/19/2021 8:18 PM	0.064		4.069
9/19/2021 8:24 PM	0.493		4.085
9/19/2021 8:30 PM	0.913		4.101
9/19/2021 8:36 PM	0.79		4.089
9/19/2021 8:42 PM	0.701		4.089
9/19/2021 8:48 PM	0.646		4.093
9/19/2021 8:54 PM	0.619		4.08
9/19/2021 9:00 PM	0.577		4.061
9/19/2021 9:06 PM	0.576		4.068
9/19/2021 9:12 PM	0.554		4.075
9/19/2021 9:18 PM	0.516		4.104
9/19/2021 9:24 PM	0.52		4.104
9/19/2021 9:30 PM	0.492		4.093
9/19/2021 9:36 PM	0.446		4.098
9/19/2021 9:42 PM	0.462		4.083
9/19/2021 9:48 PM	0.46		4.078
9/19/2021 9:54 PM	0.441		4.084
9/19/2021 10:00 PM	0.444		4.103
9/19/2021 10:06 PM	0.475		4.107
9/19/2021 10:12 PM	0.46		4.113
9/19/2021 10:18 PM	0.415		4.106
9/19/2021 10:24 PM	0.442		4.124
9/19/2021 10:30 PM	0.427		4.124
9/19/2021 10:36 PM	0.399		4.107
9/19/2021 10:42 PM	0.39		4.122
9/19/2021 10:48 PM	0.401		4.107
9/19/2021 10:54 PM	0.393		4.125
9/19/2021 11:00 PM	0.384		4.125
9/19/2021 11:06 PM	0.391		4.126
9/19/2021 11:12 PM	0.386		4.132
9/19/2021 11:18 PM	0.375		4.128
9/19/2021 11:24 PM	0.394		4.127
9/19/2021 11:30 PM	0.431		4.124
9/19/2021 11:36 PM	0.448		4.138
9/19/2021 11:42 PM	0.433		4.137
9/19/2021 11:48 PM	0.408		4.137
9/19/2021 11:54 PM	0.431		4.141
9/20/2021 12:00 AM	0.42		4.159
9/20/2021 12:06 AM	0.156		4.2
9/20/2021 12:12 AM	-0.122		4.181
9/20/2021 12:18 AM	-0.078		4.164
9/20/2021 12:24 AM	-0.043		4.181
9/20/2021 12:30 AM	-0.197		4.069

## Opacity Data Summary Report

**Company:** New York City D.E.P.  
North River Wastewater Resource Recovery Facility  
New York, NY 10031



**Data Group:** Valid Data  
**Report Name:** 3rd Quarter 2021

**Start of Report:** 7/1/2021 0:00  
**End of Report:** 9/30/2021 23:54

All Opacity Data

Date & Time	PE 1	PE 2	PE 4
	%	%	%
9/20/2021 12:36 AM	-0.486		3.815
9/20/2021 12:42 AM	-0.604		3.742
9/20/2021 12:48 AM	-0.642		3.748
9/20/2021 12:54 AM	-0.611		3.76
9/20/2021 1:00 AM	-0.543		3.783
9/20/2021 1:06 AM	-0.511		3.785
9/20/2021 1:12 AM	-0.46		3.791
9/20/2021 1:18 AM	-0.412		3.814
9/20/2021 1:24 AM	-0.431		3.838
9/20/2021 1:30 AM	-0.389		3.865
9/20/2021 1:36 AM	-0.371		3.856
9/20/2021 1:42 AM	-0.377		3.871
9/20/2021 1:48 AM	-0.376		3.879
9/20/2021 1:54 AM	-0.321		3.873
9/20/2021 2:00 AM	-0.31		3.865
9/20/2021 2:06 AM	-0.289		3.852
9/20/2021 2:12 AM	-0.259		3.852
9/20/2021 2:18 AM	-0.223		3.861
9/20/2021 2:24 AM	-0.185		3.855
9/20/2021 2:30 AM	-0.164		3.847
9/20/2021 2:36 AM	-0.222		3.855
9/20/2021 2:42 AM	-0.22		3.857
9/20/2021 2:48 AM	-0.206		3.86
9/20/2021 2:54 AM	-0.236		3.867
9/20/2021 3:00 AM	-0.179		3.862
9/20/2021 3:06 AM	-0.18		3.87
9/20/2021 3:12 AM	-0.177		3.871
9/20/2021 3:18 AM	-0.16		3.854
9/20/2021 3:24 AM	-0.124		3.85
9/20/2021 3:30 AM	-0.099		3.876
9/20/2021 3:36 AM	-0.111		3.902
9/20/2021 3:42 AM	-0.11		3.888
9/20/2021 3:48 AM	-0.095		3.863
9/20/2021 3:54 AM	-0.104		3.864
9/20/2021 4:00 AM	-0.123		3.862
9/20/2021 4:06 AM	-0.132		3.865
9/20/2021 4:12 AM	-0.123		3.918
9/20/2021 4:18 AM	-0.084		3.877
9/20/2021 4:24 AM	-0.072		3.861
9/20/2021 4:30 AM	-0.111		3.858
9/20/2021 4:36 AM	-0.107		3.858
9/20/2021 4:42 AM	-0.078		3.978
9/20/2021 4:48 AM	-0.097		4.13
9/20/2021 4:54 AM	-0.077		4.13
9/20/2021 5:00 AM	-0.055		4.109
9/20/2021 5:06 AM	-0.073		4.096
9/20/2021 5:12 AM	-0.029		4.09
9/20/2021 5:18 AM	-0.013		4.073
9/20/2021 5:24 AM	-0.016		4.087
9/20/2021 5:30 AM	-0.029		4.115



## Opacity Data Summary Report

**Company:** New York City D.E.P.  
North River Wastewater Resource Recovery Facility  
New York, NY 10031



**Data Group:** Valid Data  
**Report Name:** 3rd Quarter 2021

**Start of Report:** 7/1/2021 0:00  
**End of Report:** 9/30/2021 23:54

All Opacity Data

Date & Time	PE 1	PE 2	PE 4
	%	%	%
9/20/2021 5:36 AM	-0.046		4.086
9/20/2021 5:42 AM	-0.076		4.067
9/20/2021 5:48 AM	-0.091		4.09
9/20/2021 5:54 AM	-0.054		4.099
9/20/2021 6:00 AM	-0.037		4.097
9/20/2021 6:06 AM	-0.057		4.095
9/20/2021 6:12 AM	-0.058		4.091
9/20/2021 6:18 AM	-0.041		4.105
9/20/2021 6:24 AM	-0.004		4.096
9/20/2021 6:30 AM	-0.023		4.103
9/20/2021 6:36 AM	-0.018		3.864
9/20/2021 6:42 AM	0.002		3.68
9/20/2021 6:48 AM	0.013		3.693
9/20/2021 6:54 AM	0.068		3.709
9/20/2021 7:00 AM	0.077		3.704
9/20/2021 7:06 AM	1.376		3.685
9/20/2021 7:12 AM	1.484		3.329
9/20/2021 7:18 AM	0.064		2.872
9/20/2021 7:24 AM	-0.05		2.817
9/20/2021 7:30 AM	-0.086		2.826
9/20/2021 7:36 AM	-0.085		2.812
9/20/2021 7:42 AM	-0.088		2.819
9/20/2021 7:48 AM	-0.16		2.832
9/20/2021 7:54 AM	-0.172		2.797
9/20/2021 8:00 AM	-0.159		2.79
9/20/2021 8:06 AM	-0.173		2.812
9/20/2021 8:12 AM	-0.188		2.823
9/20/2021 8:18 AM	-0.159		2.81
9/20/2021 8:24 AM	-0.135		2.782
9/20/2021 8:30 AM	-0.101		2.775
9/20/2021 8:36 AM	-0.079		2.769
9/20/2021 8:42 AM	-0.032		2.781
9/20/2021 8:48 AM	-0.013		2.817
9/20/2021 8:54 AM	-0.032		2.831
9/20/2021 9:00 AM	-0.068		2.801
9/20/2021 9:06 AM	-0.057		2.78
9/20/2021 9:12 AM	-0.005		2.799
9/20/2021 9:18 AM	0.029		2.799
9/20/2021 9:24 AM	0.057		2.769
9/20/2021 9:30 AM	0.086		2.785
9/20/2021 9:36 AM	0.102		2.788
9/20/2021 9:42 AM	0.157		2.772
9/20/2021 9:48 AM	0.168		2.783
9/20/2021 9:54 AM	0.131		2.857
9/20/2021 10:00 AM	0.136		2.861
9/20/2021 10:06 AM	0.141		2.807
9/20/2021 10:12 AM	0.151		2.795
9/20/2021 10:18 AM	0.172		2.796
9/20/2021 10:24 AM	0.191		2.781
9/20/2021 10:30 AM	0.184		2.841

## Opacity Data Summary Report

**Company:** New York City D.E.P.  
North River Wastewater Resource Recovery Facility  
New York, NY 10031



**Data Group:** Valid Data  
**Report Name:** 3rd Quarter 2021

**Start of Report:** 7/1/2021 0:00  
**End of Report:** 9/30/2021 23:54

All Opacity Data

Date & Time	PE 1	PE 2	PE 4
	%	%	%
9/20/2021 10:36 AM	0.2		2.961
9/20/2021 10:42 AM	0.196		3.004
9/20/2021 10:48 AM	0.187		3.02
9/20/2021 10:54 AM	0.157		2.993
9/20/2021 11:00 AM	0.144		2.99
9/20/2021 11:06 AM	0.13		3.032
9/20/2021 11:12 AM	0.078		Audit
9/20/2021 11:18 AM	0.03		Audit
9/20/2021 11:24 AM	0.016		Audit
9/20/2021 11:30 AM	0.036		Audit
9/20/2021 11:36 AM	3.656		Audit
9/20/2021 11:42 AM	4.269		Audit
9/20/2021 11:48 AM	0.629		Audit
9/20/2021 11:54 AM	0.144		Audit
9/20/2021 12:00 PM	0.039		Audit
9/20/2021 12:06 PM	-0.111		Audit
9/20/2021 12:12 PM	-0.106		2.757
9/20/2021 12:18 PM	Audit		2.76
9/20/2021 12:24 PM	Audit		2.759
9/20/2021 12:30 PM	Audit		2.733
9/20/2021 12:36 PM	Audit		2.71
9/20/2021 12:42 PM	Audit		2.721
9/20/2021 12:48 PM	Audit		2.732
9/20/2021 12:54 PM	Audit		2.729
9/20/2021 1:00 PM	Audit		2.724
9/20/2021 1:06 PM	Audit		2.72
9/20/2021 1:12 PM	0.054		2.732
9/20/2021 1:18 PM	0.107		2.739
9/20/2021 1:24 PM	0.149		2.732
9/20/2021 1:30 PM	0.153		2.764
9/20/2021 1:36 PM	0.165		2.745
9/20/2021 1:42 PM	0.179		2.722
9/20/2021 1:48 PM	0.176		2.713
9/20/2021 1:54 PM	0.188		2.701
9/20/2021 2:00 PM	0.176		2.706
9/20/2021 2:06 PM	0.17		2.701
9/20/2021 2:12 PM	0.163		2.681
9/20/2021 2:18 PM	0.129		2.678
9/20/2021 2:24 PM	0.11		2.686
9/20/2021 2:30 PM	0.112		2.693
9/20/2021 2:36 PM	0.077		2.683
9/20/2021 2:42 PM	0.065		2.685
9/20/2021 2:48 PM	0.095		2.696
9/20/2021 2:54 PM	0.045		2.702
9/20/2021 3:00 PM	0.021		2.711
9/20/2021 3:06 PM	0.001		2.712
9/20/2021 3:12 PM	-0.04		2.69
9/20/2021 3:18 PM	-0.063		2.677
9/20/2021 3:24 PM	-0.059		2.692
9/20/2021 3:30 PM	-0.024		2.687

## Opacity Data Summary Report

**Company:** New York City D.E.P.  
North River Wastewater Resource Recovery Facility  
New York, NY 10031



**Data Group:** Valid Data  
**Report Name:** 3rd Quarter 2021

**Start of Report:** 7/1/2021 0:00  
**End of Report:** 9/30/2021 23:54

All Opacity Data

Date & Time	PE 1	PE 2	PE 4
	%	%	%
9/20/2021 3:36 PM	-0.013		2.667
9/20/2021 3:42 PM	-0.002		2.681
9/20/2021 3:48 PM	0.018		2.685
9/20/2021 3:54 PM	0.056		2.686
9/20/2021 4:00 PM	0.087		2.688
9/20/2021 4:06 PM	0.093		2.681
9/20/2021 4:12 PM	0.096		2.693
9/20/2021 4:18 PM	0.083		2.732
9/20/2021 4:24 PM	0.1		2.735
9/20/2021 4:30 PM	0.115		2.735
9/20/2021 4:36 PM	0.101		2.775
9/20/2021 4:42 PM	0.104		2.764
9/20/2021 4:48 PM	0.083		2.724
9/20/2021 4:54 PM	0.084		2.736
9/20/2021 5:00 PM	0.096		2.748
9/20/2021 5:06 PM	0.065		2.72
9/20/2021 5:12 PM	0.05		2.713
9/20/2021 5:18 PM	0.065		2.713
9/20/2021 5:24 PM	0.081		2.719
9/20/2021 5:30 PM	0.09		2.699
9/20/2021 5:36 PM	0.108		2.709
9/20/2021 5:42 PM	0.137		2.723
9/20/2021 5:48 PM	0.171		2.714
9/20/2021 5:54 PM	0.156		2.725
9/20/2021 6:00 PM	0.173		2.712
9/20/2021 6:06 PM	0.198		2.708
9/20/2021 6:12 PM	0.198		2.726
9/20/2021 6:18 PM	0.2		2.734
9/20/2021 6:24 PM	0.204		2.725
9/20/2021 6:30 PM	0.214		2.767
9/20/2021 6:36 PM	0.236		2.745
9/20/2021 6:42 PM	0.234		2.719
9/20/2021 6:48 PM	0.231		2.716
9/20/2021 6:54 PM	0.223		2.721
9/20/2021 7:00 PM	0.223		2.716
9/20/2021 7:06 PM	0.217		2.719
9/20/2021 7:12 PM	0.199		2.746
9/20/2021 7:18 PM	0.195		2.749
9/20/2021 7:24 PM	0.213		2.772
9/20/2021 7:30 PM	0.194		2.804
9/20/2021 7:36 PM	0.177		2.772
9/20/2021 7:42 PM	0.197		2.744
9/20/2021 7:48 PM	0.452		2.756
9/20/2021 7:54 PM	3.795		2.744
9/20/2021 8:00 PM	9.029		2.227
9/20/2021 8:06 PM	5.673		1.123
9/20/2021 8:12 PM	2.013		0.728
9/20/2021 8:18 PM	1.435		0.78
9/20/2021 8:24 PM	0.861		0.775
9/20/2021 8:30 PM	0.558		0.767

## Opacity Data Summary Report

**Company:** New York City D.E.P.  
North River Wastewater Resource Recovery Facility  
New York, NY 10031



**Data Group:** Valid Data  
**Report Name:** 3rd Quarter 2021

**Start of Report:** 7/1/2021 0:00  
**End of Report:** 9/30/2021 23:54

All Opacity Data

Date & Time	PE 1	PE 2	PE 4
	%	%	%
9/20/2021 8:36 PM	0.454		0.781
9/20/2021 8:42 PM	0.414		0.777
9/20/2021 8:48 PM	0.372		0.771
9/20/2021 8:54 PM	0.26		0.769
9/20/2021 9:00 PM	0.192		0.783
9/20/2021 9:06 PM	0.132		0.792
9/20/2021 9:12 PM	0.096		0.785
9/20/2021 9:18 PM	0.078		0.787
9/20/2021 9:24 PM	0.085		0.795
9/20/2021 9:30 PM	0.048		0.777
9/20/2021 9:36 PM	0.115		0.768
9/20/2021 9:42 PM	0.292		0.783
9/20/2021 9:48 PM	-0.022		0.779
9/20/2021 9:54 PM	-0.27		0.794
9/20/2021 10:00 PM	-0.219		0.786
9/20/2021 10:06 PM	-0.112		0.783
9/20/2021 10:12 PM	0.079		0.796
9/20/2021 10:18 PM	0.158		0.804
9/20/2021 10:24 PM	0.288		0.796
9/20/2021 10:30 PM	0.395		0.792
9/20/2021 10:36 PM	0.357		0.8
9/20/2021 10:42 PM	0.34		0.811
9/20/2021 10:48 PM	0.348		0.8
9/20/2021 10:54 PM	0.346		0.801
9/20/2021 11:00 PM	0.263		0.789
9/20/2021 11:06 PM	0.117		0.789
9/20/2021 11:12 PM	0.084		0.794
9/20/2021 11:18 PM	0.124		0.789
9/20/2021 11:24 PM	0.056		0.796
9/20/2021 11:30 PM	0.016		0.79
9/20/2021 11:36 PM	0.019		0.788
9/20/2021 11:42 PM	0.006		0.786
9/20/2021 11:48 PM	0.006		0.768
9/20/2021 11:54 PM	0.015		0.786
9/21/2021 12:00 AM	0.031		0.802
9/21/2021 12:06 AM	0.106		0.788
9/21/2021 12:12 AM	0.249		0.785
9/21/2021 12:18 AM	0.293		0.79
9/21/2021 12:24 AM	0.301		0.773
9/21/2021 12:30 AM	0.348		0.778
9/21/2021 12:36 AM	0.373		0.784
9/21/2021 12:42 AM	0.202		0.793
9/21/2021 12:48 AM	0.079		0.797
9/21/2021 12:54 AM	0.131		0.794
9/21/2021 1:00 AM	0.178		0.812
9/21/2021 1:06 AM	0.21		0.814
9/21/2021 1:12 AM	-0.074		0.804
9/21/2021 1:18 AM	-0.314		0.82
9/21/2021 1:24 AM	-0.282		0.832
9/21/2021 1:30 AM	-0.252		0.815

## Opacity Data Summary Report

**Company:** New York City D.E.P.  
North River Wastewater Resource Recovery Facility  
New York, NY 10031



**Data Group:** Valid Data  
**Report Name:** 3rd Quarter 2021

**Start of Report:** 7/1/2021 0:00  
**End of Report:** 9/30/2021 23:54

All Opacity Data

Date & Time	PE 1	PE 2	PE 4
	%	%	%
9/21/2021 1:36 AM	-0.219		0.822
9/21/2021 1:42 AM	-0.21		0.83
9/21/2021 1:48 AM	-0.206		0.828
9/21/2021 1:54 AM	-0.21		0.83
9/21/2021 2:00 AM	-0.195		0.809
9/21/2021 2:06 AM	-0.161		0.805
9/21/2021 2:12 AM	-0.152		0.823
9/21/2021 2:18 AM	-0.142		0.831
9/21/2021 2:24 AM	-0.112		0.836
9/21/2021 2:30 AM	-0.085		0.829
9/21/2021 2:36 AM	-0.075		0.828
9/21/2021 2:42 AM	-0.063		0.828
9/21/2021 2:48 AM	-0.049		0.843
9/21/2021 2:54 AM	0.186		0.853
9/21/2021 3:00 AM	0.531		0.854
9/21/2021 3:06 AM	0.602		0.864
9/21/2021 3:12 AM	0.594		0.878
9/21/2021 3:18 AM	0.581		0.892
9/21/2021 3:24 AM	0.557		0.9
9/21/2021 3:30 AM	0.528		0.914
9/21/2021 3:36 AM	0.47		0.918
9/21/2021 3:42 AM	0.424		0.934
9/21/2021 3:48 AM	0.407		0.944
9/21/2021 3:54 AM	0.394		0.935
9/21/2021 4:00 AM	0.355		0.949
9/21/2021 4:06 AM	0.338		0.958
9/21/2021 4:12 AM	0.333		0.958
9/21/2021 4:18 AM	0.34		0.974
9/21/2021 4:24 AM	0.317		0.978
9/21/2021 4:30 AM	0.304		0.98
9/21/2021 4:36 AM	0.3		0.985
9/21/2021 4:42 AM	0.293		0.988
9/21/2021 4:48 AM	0.306		0.988
9/21/2021 4:54 AM	0.297		0.996
9/21/2021 5:00 AM	0.298		0.999
9/21/2021 5:06 AM	0.3		0.993
9/21/2021 5:12 AM	0.288		1
9/21/2021 5:18 AM	0.281		1.004
9/21/2021 5:24 AM	0.32		0.997
9/21/2021 5:30 AM	0.335		0.988
9/21/2021 5:36 AM	0.327		0.991
9/21/2021 5:42 AM	0.318		0.994
9/21/2021 5:48 AM	0.332		1.002
9/21/2021 5:54 AM	0.34		1.005
9/21/2021 6:00 AM	0.378		0.996
9/21/2021 6:06 AM	0.284		0.998
9/21/2021 6:12 AM	0.05		1.003
9/21/2021 6:18 AM	-0.029		1.001
9/21/2021 6:24 AM	-0.066		1.007
9/21/2021 6:30 AM	-0.045		1.016

## Opacity Data Summary Report

**Company:** New York City D.E.P.  
North River Wastewater Resource Recovery Facility  
New York, NY 10031



**Data Group:** Valid Data  
**Report Name:** 3rd Quarter 2021

**Start of Report:** 7/1/2021 0:00  
**End of Report:** 9/30/2021 23:54

All Opacity Data

Date & Time	PE 1	PE 2	PE 4
	%	%	%
9/21/2021 6:36 AM	0.063		1.023
9/21/2021 6:42 AM	0.136		1.034
9/21/2021 6:48 AM	0.142		1.039
9/21/2021 6:54 AM	0.15		1.049
9/21/2021 7:00 AM	0.175		1.05
9/21/2021 7:06 AM	0.185		1.051
9/21/2021 7:12 AM	0.208		1.059
9/21/2021 7:18 AM	0.234		1.065
9/21/2021 7:24 AM	0.242		1.055
9/21/2021 7:30 AM	0.273		1.055
9/21/2021 7:36 AM	0.299		1.058
9/21/2021 7:42 AM	0.306		1.062
9/21/2021 7:48 AM	0.29		1.065
9/21/2021 7:54 AM	0.288		1.06
9/21/2021 8:00 AM	0.313		1.062
9/21/2021 8:06 AM	0.346		1.066
9/21/2021 8:12 AM	0.356		1.069
9/21/2021 8:18 AM	0.368		1.075
9/21/2021 8:24 AM	0.387		1.084
9/21/2021 8:30 AM	0.424		1.08
9/21/2021 8:36 AM	0.449		1.089
9/21/2021 8:42 AM	0.479		1.09
9/21/2021 8:48 AM	0.485		1.09
9/21/2021 8:54 AM	0.473		1.093
9/21/2021 9:00 AM	0.445		1.093
9/21/2021 9:06 AM	0.43		1.101
9/21/2021 9:12 AM	0.435		1.108
9/21/2021 9:18 AM	0.462		1.108
9/21/2021 9:24 AM	0.471		1.111
9/21/2021 9:30 AM	0.478		1.117
9/21/2021 9:36 AM	0.512		1.11
9/21/2021 9:42 AM	0.54		1.106
9/21/2021 9:48 AM	0.548		1.116
9/21/2021 9:54 AM	0.555		1.116
9/21/2021 10:00 AM	0.594		1.123
9/21/2021 10:06 AM	0.617		1.132
9/21/2021 10:12 AM	0.635		1.135
9/21/2021 10:18 AM	0.611		1.137
9/21/2021 10:24 AM	0.58		1.139
9/21/2021 10:30 AM	0.592		1.148
9/21/2021 10:36 AM	0.607		1.147
9/21/2021 10:42 AM	0.561		1.144
9/21/2021 10:48 AM	0.524		1.146
9/21/2021 10:54 AM	0.547		1.146
9/21/2021 11:00 AM	0.567		1.145
9/21/2021 11:06 AM	0.6		1.142
9/21/2021 11:12 AM	0.602		1.139
9/21/2021 11:18 AM	0.59		1.135
9/21/2021 11:24 AM	0.559		1.132
9/21/2021 11:30 AM	0.565		1.131

## Opacity Data Summary Report

**Company:** New York City D.E.P.  
North River Wastewater Resource Recovery Facility  
New York, NY 10031



**Data Group:** Valid Data  
**Report Name:** 3rd Quarter 2021

**Start of Report:** 7/1/2021 0:00  
**End of Report:** 9/30/2021 23:54

All Opacity Data

Date & Time	PE 1	PE 2	PE 4
	%	%	%
9/21/2021 11:36 AM	0.577		1.129
9/21/2021 11:42 AM	0.575		1.137
9/21/2021 11:48 AM	0.596		1.148
9/21/2021 11:54 AM	0.622		1.156
9/21/2021 12:00 PM	0.635		1.161
9/21/2021 12:06 PM	0.644		1.166
9/21/2021 12:12 PM	0.62		4.733
9/21/2021 12:18 PM	0.007		7.305
9/21/2021 12:24 PM	-0.607		4.652
9/21/2021 12:30 PM	-0.73		3.202
9/21/2021 12:36 PM	-0.712		4.416
9/21/2021 12:42 PM	-0.63		4.813
9/21/2021 12:48 PM	-0.546		2.929
9/21/2021 12:54 PM	-0.488		2.685
9/21/2021 1:00 PM	-0.427		2.588
9/21/2021 1:06 PM	-0.381		2.592
9/21/2021 1:12 PM	-0.394		2.563
9/21/2021 1:18 PM	-0.364		2.57
9/21/2021 1:24 PM	-0.307		2.593
9/21/2021 1:30 PM	-0.271		2.595
9/21/2021 1:36 PM	-0.222		2.551
9/21/2021 1:42 PM	-0.153		2.545
9/21/2021 1:48 PM	-0.084		2.555
9/21/2021 1:54 PM	-0.059		2.574
9/21/2021 2:00 PM	-0.038		2.588
9/21/2021 2:06 PM	-0.009		3.293
9/21/2021 2:12 PM	0.023		3.608
9/21/2021 2:18 PM	0.042		3.312
9/21/2021 2:24 PM	0.081		3.408
9/21/2021 2:30 PM	0.06		3.302
9/21/2021 2:36 PM	0.071		3.247
9/21/2021 2:42 PM	0.069		3.193
9/21/2021 2:48 PM	0.045		3.103
9/21/2021 2:54 PM	0.037		3.096
9/21/2021 3:00 PM	0.06		3.082
9/21/2021 3:06 PM	0.082		3.068
9/21/2021 3:12 PM	0.107		3.073
9/21/2021 3:18 PM	0.124		3.07
9/21/2021 3:24 PM	0.164		3.073
9/21/2021 3:30 PM	0.18		3.064
9/21/2021 3:36 PM	0.173		3.045
9/21/2021 3:42 PM	0.193		3.049
9/21/2021 3:48 PM	0.241		3.056
9/21/2021 3:54 PM	0.216		3.072
9/21/2021 4:00 PM	0.259		3.059
9/21/2021 4:06 PM	0.273		3.037
9/21/2021 4:12 PM	0.28		3.039
9/21/2021 4:18 PM	0.27		3.027
9/21/2021 4:24 PM	0.263		3.031
9/21/2021 4:30 PM	0.306		3.036

## Opacity Data Summary Report

**Company:** New York City D.E.P.  
North River Wastewater Resource Recovery Facility  
New York, NY 10031



**Data Group:** Valid Data  
**Report Name:** 3rd Quarter 2021

**Start of Report:** 7/1/2021 0:00  
**End of Report:** 9/30/2021 23:54

All Opacity Data

Date & Time	PE 1	PE 2	PE 4
	%	%	%
9/21/2021 4:36 PM	0.337		3.052
9/21/2021 4:42 PM	0.391		3.053
9/21/2021 4:48 PM	0.439		3.052
9/21/2021 4:54 PM	0.435		3.058
9/21/2021 5:00 PM	0.41		3.078
9/21/2021 5:06 PM	0.427		3.06
9/21/2021 5:12 PM	0.424		3.1
9/21/2021 5:18 PM	0.42		3.105
9/21/2021 5:24 PM	0.446		3.092
9/21/2021 5:30 PM	0.446		3.117
9/21/2021 5:36 PM	0.44		3.106
9/21/2021 5:42 PM	0.468		3.099
9/21/2021 5:48 PM	0.497		3.124
9/21/2021 5:54 PM	0.523		3.12
9/21/2021 6:00 PM	0.476		3.123
9/21/2021 6:06 PM	0.466		3.126
9/21/2021 6:12 PM	0.513		3.144
9/21/2021 6:18 PM	0.538		3.125
9/21/2021 6:24 PM	0.532		3.125
9/21/2021 6:30 PM	0.538		3.127
9/21/2021 6:36 PM	0.545		3.118
9/21/2021 6:42 PM	0.527		3.127
9/21/2021 6:48 PM	0.512		3.191
9/21/2021 6:54 PM	0.463		3.425
9/21/2021 7:00 PM	0.434		3.556
9/21/2021 7:06 PM	0.422		3.549
9/21/2021 7:12 PM	0.399		3.514
9/21/2021 7:18 PM	0.4		3.511
9/21/2021 7:24 PM	0.408		3.517
9/21/2021 7:30 PM	0.414		3.546
9/21/2021 7:36 PM	0.422		3.531
9/21/2021 7:42 PM	0.412		3.522
9/21/2021 7:48 PM	0.436		3.525
9/21/2021 7:54 PM	0.447		3.519
9/21/2021 8:00 PM	0.432		3.536
9/21/2021 8:06 PM	0.46		3.548
9/21/2021 8:12 PM	0.471		3.504
9/21/2021 8:18 PM	0.455		3.508
9/21/2021 8:24 PM	0.461		3.532
9/21/2021 8:30 PM	0.473		3.684
9/21/2021 8:36 PM	0.526		3.842
9/21/2021 8:42 PM	0.545		3.855
9/21/2021 8:48 PM	0.498		3.924
9/21/2021 8:54 PM	0.518		3.94
9/21/2021 9:00 PM	0.649		3.963
9/21/2021 9:06 PM	0.763		4.006
9/21/2021 9:12 PM	0.827		3.967
9/21/2021 9:18 PM	0.868		3.911
9/21/2021 9:24 PM	0.865		3.87
9/21/2021 9:30 PM	0.883		3.831



## Opacity Data Summary Report

**Company:** New York City D.E.P.  
North River Wastewater Resource Recovery Facility  
New York, NY 10031



**Data Group:** Valid Data  
**Report Name:** 3rd Quarter 2021

**Start of Report:** 7/1/2021 0:00  
**End of Report:** 9/30/2021 23:54

All Opacity Data

Date & Time	PE 1	PE 2	PE 4
	%	%	%
9/21/2021 9:36 PM	0.882		3.778
9/21/2021 9:42 PM	0.814		3.712
9/21/2021 9:48 PM	0.781		3.689
9/21/2021 9:54 PM	0.752		3.687
9/21/2021 10:00 PM	0.741		3.653
9/21/2021 10:06 PM	0.737		3.634
9/21/2021 10:12 PM	0.69		3.656
9/21/2021 10:18 PM	0.685		3.644
9/21/2021 10:24 PM	0.668		3.614
9/21/2021 10:30 PM	0.63		3.574
9/21/2021 10:36 PM	0.589		3.575
9/21/2021 10:42 PM	0.579		3.597
9/21/2021 10:48 PM	0.569		3.569
9/21/2021 10:54 PM	0.567		3.28
9/21/2021 11:00 PM	0.571		1.911
9/21/2021 11:06 PM	0.551		0.862
9/21/2021 11:12 PM	0.536		0.873
9/21/2021 11:18 PM	0.558		0.878
9/21/2021 11:24 PM	0.563		0.864
9/21/2021 11:30 PM	0.583		0.868
9/21/2021 11:36 PM	0.59		0.856
9/21/2021 11:42 PM	0.602		0.845
9/21/2021 11:48 PM	0.621		0.848
9/21/2021 11:54 PM	0.61		0.832
9/22/2021 12:00 AM	0.602		0.825
9/22/2021 12:06 AM	0.581		0.822
9/22/2021 12:12 AM	0.578		0.842
9/22/2021 12:18 AM	0.615		0.852
9/22/2021 12:24 AM	0.636		0.838
9/22/2021 12:30 AM	0.639		0.813
9/22/2021 12:36 AM	0.625		0.81
9/22/2021 12:42 AM	0.634		0.815
9/22/2021 12:48 AM	0.641		0.795
9/22/2021 12:54 AM	0.638		0.794
9/22/2021 1:00 AM	0.648		0.81
9/22/2021 1:06 AM	0.641		0.815
9/22/2021 1:12 AM	0.649		0.804
9/22/2021 1:18 AM	0.656		0.824
9/22/2021 1:24 AM	0.649		0.829
9/22/2021 1:30 AM	0.635		0.825
9/22/2021 1:36 AM	0.651		0.821
9/22/2021 1:42 AM	0.651		0.814
9/22/2021 1:48 AM	0.647		0.816
9/22/2021 1:54 AM	0.682		0.823
9/22/2021 2:00 AM	0.665		0.826
9/22/2021 2:06 AM	0.652		0.843
9/22/2021 2:12 AM	0.645		0.849
9/22/2021 2:18 AM	0.633		0.851
9/22/2021 2:24 AM	0.635		0.841
9/22/2021 2:30 AM	0.644		0.837

## Opacity Data Summary Report

**Company:** New York City D.E.P.  
North River Wastewater Resource Recovery Facility  
New York, NY 10031



**Data Group:** Valid Data  
**Report Name:** 3rd Quarter 2021

**Start of Report:** 7/1/2021 0:00  
**End of Report:** 9/30/2021 23:54

All Opacity Data

Date & Time	PE 1	PE 2	PE 4
	%	%	%
9/22/2021 2:36 AM	0.617		0.84
9/22/2021 2:42 AM	0.627		0.828
9/22/2021 2:48 AM	0.643		0.835
9/22/2021 2:54 AM	0.626		0.84
9/22/2021 3:00 AM	0.635		0.842
9/22/2021 3:06 AM	0.638		0.838
9/22/2021 3:12 AM	0.629		0.848
9/22/2021 3:18 AM	0.635		0.838
9/22/2021 3:24 AM	0.638		0.835
9/22/2021 3:30 AM	0.639		0.854
9/22/2021 3:36 AM	0.633		0.838
9/22/2021 3:42 AM	0.627		0.84
9/22/2021 3:48 AM	0.61		4.378
9/22/2021 3:54 AM	0.618		7.83
9/22/2021 4:00 AM	0.616		6.415
9/22/2021 4:06 AM	0.589		5.252
9/22/2021 4:12 AM	0.583		4.599
9/22/2021 4:18 AM	0.587		4.19
9/22/2021 4:24 AM	0.595		3.919
9/22/2021 4:30 AM	0.594		3.794
9/22/2021 4:36 AM	0.59		3.742
9/22/2021 4:42 AM	0.593		3.571
9/22/2021 4:48 AM	0.577		3.631
9/22/2021 4:54 AM	0.562		3.735
9/22/2021 5:00 AM	0.568		3.703
9/22/2021 5:06 AM	0.578		3.672
9/22/2021 5:12 AM	0.581		3.738
9/22/2021 5:18 AM	0.578		3.727
9/22/2021 5:24 AM	0.578		3.716
9/22/2021 5:30 AM	0.569		3.668
9/22/2021 5:36 AM	0.56		3.186
9/22/2021 5:42 AM	0.563		2.616
9/22/2021 5:48 AM	0.554		2.62
9/22/2021 5:54 AM	0.554		2.653
9/22/2021 6:00 AM	0.554		2.707
9/22/2021 6:06 AM	0.562		2.765
9/22/2021 6:12 AM	0.555		2.829
9/22/2021 6:18 AM	0.546		2.896
9/22/2021 6:24 AM	0.545		2.877
9/22/2021 6:30 AM	0.551		2.89
9/22/2021 6:36 AM	0.574		2.885
9/22/2021 6:42 AM	0.564		2.915
9/22/2021 6:48 AM	0.556		2.954
9/22/2021 6:54 AM	0.559		2.911
9/22/2021 7:00 AM	0.561		2.905
9/22/2021 7:06 AM	0.559		2.893
9/22/2021 7:12 AM	0.541		2.913
9/22/2021 7:18 AM	0.539		2.907
9/22/2021 7:24 AM	0.552		2.906
9/22/2021 7:30 AM	0.579		2.9

## Opacity Data Summary Report

**Company:** New York City D.E.P.  
North River Wastewater Resource Recovery Facility  
New York, NY 10031



**Data Group:** Valid Data  
**Report Name:** 3rd Quarter 2021

**Start of Report:** 7/1/2021 0:00  
**End of Report:** 9/30/2021 23:54

All Opacity Data

Date & Time	PE 1	PE 2	PE 4
	%	%	%
9/22/2021 7:36 AM	0.602		2.88
9/22/2021 7:42 AM	0.573		2.89
9/22/2021 7:48 AM	0.546		2.899
9/22/2021 7:54 AM	0.545		2.905
9/22/2021 8:00 AM	0.529		2.887
9/22/2021 8:06 AM	0.505		2.898
9/22/2021 8:12 AM	0.497		2.894
9/22/2021 8:18 AM	0.513		2.89
9/22/2021 8:24 AM	0.51		3.203
9/22/2021 8:30 AM	0.507		3.778
9/22/2021 8:36 AM	0.475		3.745
9/22/2021 8:42 AM	0.454		3.643
9/22/2021 8:48 AM	0.467		3.639
9/22/2021 8:54 AM	0.459		3.628
9/22/2021 9:00 AM	0.447		3.632
9/22/2021 9:06 AM	0.44		3.643
9/22/2021 9:12 AM	0.455		3.655
9/22/2021 9:18 AM	0.454		3.669
9/22/2021 9:24 AM	0.467		3.679
9/22/2021 9:30 AM	0.48		3.655
9/22/2021 9:36 AM	0.454		3.651
9/22/2021 9:42 AM	0.451		3.655
9/22/2021 9:48 AM	0.446		3.642
9/22/2021 9:54 AM	0.418		3.639
9/22/2021 10:00 AM	0.409		3.638
9/22/2021 10:06 AM	0.389		3.634
9/22/2021 10:12 AM	0.357		3.626
9/22/2021 10:18 AM	0.346		3.652
9/22/2021 10:24 AM	0.347		3.651
9/22/2021 10:30 AM	0.362		3.671
9/22/2021 10:36 AM	0.374		3.668
9/22/2021 10:42 AM	0.365		3.642
9/22/2021 10:48 AM	0.346		3.643
9/22/2021 10:54 AM	0.353		3.62
9/22/2021 11:00 AM	0.36		3.511
9/22/2021 11:06 AM	0.355		3.488
9/22/2021 11:12 AM	0.35		3.46
9/22/2021 11:18 AM	0.355		3.481
9/22/2021 11:24 AM	0.372		3.528
9/22/2021 11:30 AM	0.395		3.504
9/22/2021 11:36 AM	0.413		3.502
9/22/2021 11:42 AM	0.419		3.518
9/22/2021 11:48 AM	0.411		3.519
9/22/2021 11:54 AM	0.381		3.508
9/22/2021 12:00 PM	0.405		3.505
9/22/2021 12:06 PM	0.518		3.469
9/22/2021 12:12 PM	0.508		3.479
9/22/2021 12:18 PM	0.497		3.466
9/22/2021 12:24 PM	0.491		3.475
9/22/2021 12:30 PM	0.483		3.476

## Opacity Data Summary Report

**Company:** New York City D.E.P.  
North River Wastewater Resource Recovery Facility  
New York, NY 10031



**Data Group:** Valid Data  
**Report Name:** 3rd Quarter 2021

**Start of Report:** 7/1/2021 0:00  
**End of Report:** 9/30/2021 23:54

All Opacity Data

Date & Time	PE 1	PE 2	PE 4
	%	%	%
9/22/2021 12:36 PM	0.474		3.494
9/22/2021 12:42 PM	0.483		3.503
9/22/2021 12:48 PM	0.477		3.501
9/22/2021 12:54 PM	0.472		3.488
9/22/2021 1:00 PM	0.49		3.483
9/22/2021 1:06 PM	0.492		3.498
9/22/2021 1:12 PM	0.492		3.518
9/22/2021 1:18 PM	0.509		3.54
9/22/2021 1:24 PM	0.518		3.518
9/22/2021 1:30 PM	0.504		3.5
9/22/2021 1:36 PM	0.507		3.503
9/22/2021 1:42 PM	0.496		3.486
9/22/2021 1:48 PM	0.479		3.496
9/22/2021 1:54 PM	0.477		3.495
9/22/2021 2:00 PM	0.472		3.511
9/22/2021 2:06 PM	0.46		3.526
9/22/2021 2:12 PM	0.448		3.549
9/22/2021 2:18 PM	0.438		3.553
9/22/2021 2:24 PM	0.445		3.55
9/22/2021 2:30 PM	0.465		3.534
9/22/2021 2:36 PM	0.478		3.544
9/22/2021 2:42 PM	0.501		3.538
9/22/2021 2:48 PM	0.506		3.521
9/22/2021 2:54 PM	0.525		3.549
9/22/2021 3:00 PM	0.54		3.563
9/22/2021 3:06 PM	0.554		3.575
9/22/2021 3:12 PM	0.563		3.561
9/22/2021 3:18 PM	0.554		3.525
9/22/2021 3:24 PM	0.523		3.587
9/22/2021 3:30 PM	0.522		3.654
9/22/2021 3:36 PM	0.569		3.682
9/22/2021 3:42 PM	0.569		3.643
9/22/2021 3:48 PM	0.558		3.641
9/22/2021 3:54 PM	0.555		3.672
9/22/2021 4:00 PM	0.548		3.672
9/22/2021 4:06 PM	0.54		3.68
9/22/2021 4:12 PM	0.539		3.681
9/22/2021 4:18 PM	0.529		3.705
9/22/2021 4:24 PM	0.538		3.718
9/22/2021 4:30 PM	0.552		3.706
9/22/2021 4:36 PM	0.557		3.733
9/22/2021 4:42 PM	0.563		3.744
9/22/2021 4:48 PM	0.556		3.72
9/22/2021 4:54 PM	0.548		3.727
9/22/2021 5:00 PM	0.562		3.739
9/22/2021 5:06 PM	0.561		3.758
9/22/2021 5:12 PM	0.564		3.744
9/22/2021 5:18 PM	0.588		3.762
9/22/2021 5:24 PM	0.59		3.768
9/22/2021 5:30 PM	0.578		3.758

## Opacity Data Summary Report

**Company:** New York City D.E.P.  
 North River Wastewater Resource Recovery Facility  
 New York, NY 10031



**Data Group:** Valid Data  
**Report Name:** 3rd Quarter 2021

**Start of Report:** 7/1/2021 0:00  
**End of Report:** 9/30/2021 23:54

All Opacity Data

Date & Time	PE 1	PE 2	PE 4
	%	%	%
9/22/2021 5:36 PM	0.581		3.782
9/22/2021 5:42 PM	0.617		3.786
9/22/2021 5:48 PM	0.62		3.773
9/22/2021 5:54 PM	0.6		3.775
9/22/2021 6:00 PM	0.582		3.76
9/22/2021 6:06 PM	0.594		3.733
9/22/2021 6:12 PM	0.602		3.693
9/22/2021 6:18 PM	0.592		3.713
9/22/2021 6:24 PM	0.587		3.73
9/22/2021 6:30 PM	0.579		3.695
9/22/2021 6:36 PM	0.57		3.674
9/22/2021 6:42 PM	0.581		3.663
9/22/2021 6:48 PM	0.593		3.583
9/22/2021 6:54 PM	0.58		3.565
9/22/2021 7:00 PM	0.59		3.568
9/22/2021 7:06 PM	0.603		3.586
9/22/2021 7:12 PM	0.593		3.58
9/22/2021 7:18 PM	0.585		3.581
9/22/2021 7:24 PM	0.571		3.574
9/22/2021 7:30 PM	0.568		3.602
9/22/2021 7:36 PM	0.581		3.642
9/22/2021 7:42 PM	0.594		3.629
9/22/2021 7:48 PM	0.588		3.641
9/22/2021 7:54 PM	0.585		3.624
9/22/2021 8:00 PM	0.582		3.61
9/22/2021 8:06 PM	0.577		3.633
9/22/2021 8:12 PM	0.566		3.626
9/22/2021 8:18 PM	0.588		3.614
9/22/2021 8:24 PM	0.591		3.595
9/22/2021 8:30 PM	0.573		3.584
9/22/2021 8:36 PM	0.585		3.617
9/22/2021 8:42 PM	0.588		3.608
9/22/2021 8:48 PM	0.584		3.577
9/22/2021 8:54 PM	0.597		3.581
9/22/2021 9:00 PM	0.597		3.595
9/22/2021 9:06 PM	0.614		3.603
9/22/2021 9:12 PM	0.611		3.6
9/22/2021 9:18 PM	0.596		3.612
9/22/2021 9:24 PM	0.6		3.626
9/22/2021 9:30 PM	0.588		3.606
9/22/2021 9:36 PM	0.591		3.64
9/22/2021 9:42 PM	0.6		3.661
9/22/2021 9:48 PM	0.601		3.644
9/22/2021 9:54 PM	0.606		3.629
9/22/2021 10:00 PM	0.617		3.615
9/22/2021 10:06 PM	0.621		3.624
9/22/2021 10:12 PM	0.635		3.626
9/22/2021 10:18 PM	0.622		3.617
9/22/2021 10:24 PM	0.615		3.609
9/22/2021 10:30 PM	0.623		3.591

## Opacity Data Summary Report

**Company:** New York City D.E.P.  
 North River Wastewater Resource Recovery Facility  
 New York, NY 10031



**Data Group:** Valid Data  
**Report Name:** 3rd Quarter 2021

**Start of Report:** 7/1/2021 0:00  
**End of Report:** 9/30/2021 23:54

All Opacity Data

Date & Time	PE 1	PE 2	PE 4
	%	%	%
9/22/2021 10:36 PM	0.629		3.613
9/22/2021 10:42 PM	0.631		3.615
9/22/2021 10:48 PM	0.63		3.601
9/22/2021 10:54 PM	0.622		3.611
9/22/2021 11:00 PM	0.614		3.614
9/22/2021 11:06 PM	0.612		3.611
9/22/2021 11:12 PM	0.594		3.595
9/22/2021 11:18 PM	0.575		3.575
9/22/2021 11:24 PM	0.585		3.561
9/22/2021 11:30 PM	0.593		3.576
9/22/2021 11:36 PM	0.604		3.586
9/22/2021 11:42 PM	0.586		3.576
9/22/2021 11:48 PM	0.582		3.588
9/22/2021 11:54 PM	0.569		3.575
9/23/2021 12:00 AM	0.57		3.574
9/23/2021 12:06 AM	0.58		3.593
9/23/2021 12:12 AM	0.589		3.581
9/23/2021 12:18 AM	0.601		3.577
9/23/2021 12:24 AM	0.578		3.606
9/23/2021 12:30 AM	0.557		3.61
9/23/2021 12:36 AM	0.575		3.606
9/23/2021 12:42 AM	0.589		3.635
9/23/2021 12:48 AM	0.572		3.614
9/23/2021 12:54 AM	0.563		3.598
9/23/2021 1:00 AM	0.557		3.593
9/23/2021 1:06 AM	0.565		3.598
9/23/2021 1:12 AM	0.583		3.625
9/23/2021 1:18 AM	0.591		3.643
9/23/2021 1:24 AM	0.593		3.625
9/23/2021 1:30 AM	0.579		3.611
9/23/2021 1:36 AM	0.573		3.615
9/23/2021 1:42 AM	0.57		3.611
9/23/2021 1:48 AM	0.58		3.62
9/23/2021 1:54 AM	0.584		3.601
9/23/2021 2:00 AM	0.575		3.584
9/23/2021 2:06 AM	0.564		3.593
9/23/2021 2:12 AM	0.579		3.614
9/23/2021 2:18 AM	0.585		3.623
9/23/2021 2:24 AM	0.579		3.618
9/23/2021 2:30 AM	0.578		3.626
9/23/2021 2:36 AM	0.583		3.651
9/23/2021 2:42 AM	0.593		3.643
9/23/2021 2:48 AM	0.6		3.635
9/23/2021 2:54 AM	0.592		3.644
9/23/2021 3:00 AM	0.591		3.628
9/23/2021 3:06 AM	0.598		3.634
9/23/2021 3:12 AM	0.604		3.67
9/23/2021 3:18 AM	0.603		3.662
9/23/2021 3:24 AM	0.602		3.673
9/23/2021 3:30 AM	0.608		3.665

## Opacity Data Summary Report

**Company:** New York City D.E.P.  
North River Wastewater Resource Recovery Facility  
New York, NY 10031



**Data Group:** Valid Data  
**Report Name:** 3rd Quarter 2021

**Start of Report:** 7/1/2021 0:00  
**End of Report:** 9/30/2021 23:54

All Opacity Data

Date & Time	PE 1	PE 2	PE 4
	%	%	%
9/23/2021 3:36 AM	0.608		3.666
9/23/2021 3:42 AM	0.61		3.667
9/23/2021 3:48 AM	0.599		3.692
9/23/2021 3:54 AM	0.593		3.716
9/23/2021 4:00 AM	0.6		3.691
9/23/2021 4:06 AM	0.591		3.694
9/23/2021 4:12 AM	0.571		3.698
9/23/2021 4:18 AM	0.594		3.717
9/23/2021 4:24 AM	0.616		3.725
9/23/2021 4:30 AM	0.611		3.725
9/23/2021 4:36 AM	0.622		3.73
9/23/2021 4:42 AM	0.627		3.723
9/23/2021 4:48 AM	0.617		3.733
9/23/2021 4:54 AM	0.59		3.723
9/23/2021 5:00 AM	0.578		3.741
9/23/2021 5:06 AM	0.588		3.728
9/23/2021 5:12 AM	0.605		3.723
9/23/2021 5:18 AM	0.59		3.724
9/23/2021 5:24 AM	0.581		3.706
9/23/2021 5:30 AM	0.578		3.713
9/23/2021 5:36 AM	0.581		3.711
9/23/2021 5:42 AM	0.579		3.711
9/23/2021 5:48 AM	0.553		3.704
9/23/2021 5:54 AM	0.561		3.698
9/23/2021 6:00 AM	0.565		3.697
9/23/2021 6:06 AM	0.556		3.696
9/23/2021 6:12 AM	0.577		3.727
9/23/2021 6:18 AM	0.568		3.713
9/23/2021 6:24 AM	0.556		3.695
9/23/2021 6:30 AM	0.564		3.704
9/23/2021 6:36 AM	0.562		3.7
9/23/2021 6:42 AM	0.558		3.703
9/23/2021 6:48 AM	0.546		3.668
9/23/2021 6:54 AM	0.545		3.656
9/23/2021 7:00 AM	0.561		3.655
9/23/2021 7:06 AM	0.555		3.668
9/23/2021 7:12 AM	0.555		3.685
9/23/2021 7:18 AM	0.567		3.661
9/23/2021 7:24 AM	0.564		3.608
9/23/2021 7:30 AM	0.545		3.596
9/23/2021 7:36 AM	0.544		3.629
9/23/2021 7:42 AM	0.557		3.648
9/23/2021 7:48 AM	0.564		3.638
9/23/2021 7:54 AM	0.549		3.634
9/23/2021 8:00 AM	0.544		3.632
9/23/2021 8:06 AM	0.533		3.651
9/23/2021 8:12 AM	0.522		3.666
9/23/2021 8:18 AM	0.525		3.66
9/23/2021 8:24 AM	0.529		3.636
9/23/2021 8:30 AM	0.528		3.631

## Opacity Data Summary Report

**Company:** New York City D.E.P.  
North River Wastewater Resource Recovery Facility  
New York, NY 10031



**Data Group:** Valid Data  
**Report Name:** 3rd Quarter 2021

**Start of Report:** 7/1/2021 0:00  
**End of Report:** 9/30/2021 23:54

All Opacity Data

Date & Time	PE 1	PE 2	PE 4
	%	%	%
9/23/2021 8:36 AM	0.551		3.648
9/23/2021 8:42 AM	0.54		3.595
9/23/2021 8:48 AM	0.524		3.552
9/23/2021 8:54 AM	0.532		3.56
9/23/2021 9:00 AM	0.515		3.56
9/23/2021 9:06 AM	0.508		3.59
9/23/2021 9:12 AM	0.508		3.604
9/23/2021 9:18 AM	0.515		3.586
9/23/2021 9:24 AM	0.517		3.584
9/23/2021 9:30 AM	0.51		3.58
9/23/2021 9:36 AM	0.492		3.567
9/23/2021 9:42 AM	0.468		3.563
9/23/2021 9:48 AM	0.465		3.579
9/23/2021 9:54 AM	0.446		3.594
9/23/2021 10:00 AM	0.441		3.591
9/23/2021 10:06 AM	0.458		3.595
9/23/2021 10:12 AM	0.461		3.604
9/23/2021 10:18 AM	0.464		3.588
9/23/2021 10:24 AM	0.477		3.581
9/23/2021 10:30 AM	0.472		3.597
9/23/2021 10:36 AM	0.466		3.582
9/23/2021 10:42 AM	0.463		3.57
9/23/2021 10:48 AM	0.442		3.593
9/23/2021 10:54 AM	0.411		3.601
9/23/2021 11:00 AM	0.374		3.59
9/23/2021 11:06 AM	0.329		3.594
9/23/2021 11:12 AM	0.271		3.621
9/23/2021 11:18 AM	0.25		3.597
9/23/2021 11:24 AM	0.292		3.587
9/23/2021 11:30 AM	0.345		3.601
9/23/2021 11:36 AM	0.381		3.603
9/23/2021 11:42 AM	0.419		3.619
9/23/2021 11:48 AM	0.429		3.639
9/23/2021 11:54 AM	0.445		3.627
9/23/2021 12:00 PM	0.403		3.646
9/23/2021 12:06 PM	0.294		3.64
9/23/2021 12:12 PM	0.294		3.631
9/23/2021 12:18 PM	0.282		3.616
9/23/2021 12:24 PM	0.268		3.615
9/23/2021 12:30 PM	0.255		3.612
9/23/2021 12:36 PM	0.242		3.603
9/23/2021 12:42 PM	0.238		3.646
9/23/2021 12:48 PM	0.246		3.646
9/23/2021 12:54 PM	0.249		3.625
9/23/2021 1:00 PM	0.252		3.591
9/23/2021 1:06 PM	0.23		3.568
9/23/2021 1:12 PM	0.221		3.573
9/23/2021 1:18 PM	0.217		3.591
9/23/2021 1:24 PM	0.219		3.608
9/23/2021 1:30 PM	0.239		3.605



## Opacity Data Summary Report

**Company:** New York City D.E.P.  
North River Wastewater Resource Recovery Facility  
New York, NY 10031



**Data Group:** Valid Data  
**Report Name:** 3rd Quarter 2021

**Start of Report:** 7/1/2021 0:00  
**End of Report:** 9/30/2021 23:54

All Opacity Data

Date & Time	PE 1	PE 2	PE 4
	%	%	%
9/23/2021 1:36 PM	0.257		3.604
9/23/2021 1:42 PM	0.28		3.611
9/23/2021 1:48 PM	0.294		3.622
9/23/2021 1:54 PM	0.304		3.644
9/23/2021 2:00 PM	0.302		3.654
9/23/2021 2:06 PM	0.293		3.659
9/23/2021 2:12 PM	0.292		3.664
9/23/2021 2:18 PM	0.298		3.639
9/23/2021 2:24 PM	0.284		3.633
9/23/2021 2:30 PM	0.276		3.646
9/23/2021 2:36 PM	0.291		3.636
9/23/2021 2:42 PM	0.303		3.678
9/23/2021 2:48 PM	0.312		3.69
9/23/2021 2:54 PM	0.305		3.682
9/23/2021 3:00 PM	0.312		3.702
9/23/2021 3:06 PM	0.32		3.689
9/23/2021 3:12 PM	0.326		3.691
9/23/2021 3:18 PM	0.332		3.684
9/23/2021 3:24 PM	0.326		3.667
9/23/2021 3:30 PM	0.339		3.674
9/23/2021 3:36 PM	0.339		3.686
9/23/2021 3:42 PM	0.322		3.677
9/23/2021 3:48 PM	0.321		3.658
9/23/2021 3:54 PM	0.329		3.655
9/23/2021 4:00 PM	0.338		3.665
9/23/2021 4:06 PM	0.338		3.668
9/23/2021 4:12 PM	0.331		3.666
9/23/2021 4:18 PM	0.319		3.65
9/23/2021 4:24 PM	0.312		3.643
9/23/2021 4:30 PM	0.311		3.669
9/23/2021 4:36 PM	0.31		3.666
9/23/2021 4:42 PM	0.317		3.664
9/23/2021 4:48 PM	0.325		3.702
9/23/2021 4:54 PM	0.326		3.692
9/23/2021 5:00 PM	0.325		3.672
9/23/2021 5:06 PM	0.331		3.689
9/23/2021 5:12 PM	0.332		3.705
9/23/2021 5:18 PM	0.341		3.691
9/23/2021 5:24 PM	0.337		3.64
9/23/2021 5:30 PM	0.343		3.593
9/23/2021 5:36 PM	3.861		3.574
9/23/2021 5:42 PM	9.032		3.597
9/23/2021 5:48 PM	7.401		3.616
9/23/2021 5:54 PM	6.058		3.662
9/23/2021 6:00 PM	3.937		3.726
9/23/2021 6:06 PM	2.058		3.745
9/23/2021 6:12 PM	1.369		3.816
9/23/2021 6:18 PM	1.125		3.986
9/23/2021 6:24 PM	1.152		4.205
9/23/2021 6:30 PM	9.102		4.355

## Opacity Data Summary Report

**Company:** New York City D.E.P.  
North River Wastewater Resource Recovery Facility  
New York, NY 10031



**Data Group:** Valid Data  
**Report Name:** 3rd Quarter 2021

**Start of Report:** 7/1/2021 0:00  
**End of Report:** 9/30/2021 23:54

All Opacity Data

Date & Time	PE 1	PE 2	PE 4
	%	%	%
9/23/2021 6:36 PM	11.316		4.414
9/23/2021 6:42 PM	4.753		5.82
9/23/2021 6:48 PM	3.505		5.964
9/23/2021 6:54 PM	2.964		4.733
9/23/2021 7:00 PM	2.832		4.713
9/23/2021 7:06 PM	2.499		4.706
9/23/2021 7:12 PM	2.21		4.662
9/23/2021 7:18 PM	1.738		4.486
9/23/2021 7:24 PM	1.41		4.357
9/23/2021 7:30 PM	1.361		4.39
9/23/2021 7:36 PM	1.215		4.393
9/23/2021 7:42 PM	1.014		4.346
9/23/2021 7:48 PM	0.862		4.35
9/23/2021 7:54 PM	0.769		4.566
9/23/2021 8:00 PM	0.72		4.681
9/23/2021 8:06 PM	0.672		4.633
9/23/2021 8:12 PM	0.606		4.61
9/23/2021 8:18 PM	0.523		4.516
9/23/2021 8:24 PM	0.437		4.428
9/23/2021 8:30 PM	0.384		4.406
9/23/2021 8:36 PM	0.385		4.425
9/23/2021 8:42 PM	0.37		4.418
9/23/2021 8:48 PM	0.385		4.408
9/23/2021 8:54 PM	0.354		4.415
9/23/2021 9:00 PM	0.3		4.406
9/23/2021 9:06 PM	0.272		4.348
9/23/2021 9:12 PM	0.255		4.298
9/23/2021 9:18 PM	0.287		4.331
9/23/2021 9:24 PM	0.297		4.421
9/23/2021 9:30 PM	0.315		4.445
9/23/2021 9:36 PM	0.28		4.479
9/23/2021 9:42 PM	0.257		4.393
9/23/2021 9:48 PM	0.182		4.259
9/23/2021 9:54 PM	0.102		4.222
9/23/2021 10:00 PM	0.093		4.249
9/23/2021 10:06 PM	0.068		4.247
9/23/2021 10:12 PM	0.083		4.226
9/23/2021 10:18 PM	0.11		4.237
9/23/2021 10:24 PM	0.06		4.282
9/23/2021 10:30 PM	0.036		4.391
9/23/2021 10:36 PM	0.094		4.472
9/23/2021 10:42 PM	0.124		4.535
9/23/2021 10:48 PM	0.108		4.588
9/23/2021 10:54 PM	0.123		4.562
9/23/2021 11:00 PM	0.125		4.513
9/23/2021 11:06 PM	0.096		4.47
9/23/2021 11:12 PM	0.057		4.47
9/23/2021 11:18 PM	0.032		4.457
9/23/2021 11:24 PM	0.043		4.477
9/23/2021 11:30 PM	0.072		4.469

## Opacity Data Summary Report

**Company:** New York City D.E.P.  
North River Wastewater Resource Recovery Facility  
New York, NY 10031



**Data Group:** Valid Data  
**Report Name:** 3rd Quarter 2021

**Start of Report:** 7/1/2021 0:00  
**End of Report:** 9/30/2021 23:54

All Opacity Data

Date & Time	PE 1	PE 2	PE 4
	%	%	%
9/23/2021 11:36 PM	0.079		4.377
9/23/2021 11:42 PM	0.092		4.426
9/23/2021 11:48 PM	0.106		4.51
9/23/2021 11:54 PM	0.099		4.487
9/24/2021 12:00 AM	0.081		4.483
9/24/2021 12:06 AM	0.12		4.5
9/24/2021 12:12 AM	0.153		4.607
9/24/2021 12:18 AM	0.117		4.65
9/24/2021 12:24 AM	0.101		4.494
9/24/2021 12:30 AM	0.064		4.511
9/24/2021 12:36 AM	0.048		4.526
9/24/2021 12:42 AM	0.059		4.492
9/24/2021 12:48 AM	0.019		4.5
9/24/2021 12:54 AM	-0.003		4.518
9/24/2021 1:00 AM	-0.055		4.491
9/24/2021 1:06 AM	-0.058		4.443
9/24/2021 1:12 AM	-0.022		4.413
9/24/2021 1:18 AM	-0.044		4.419
9/24/2021 1:24 AM	-0.044		4.406
9/24/2021 1:30 AM	-0.023		4.392
9/24/2021 1:36 AM	-0.026		4.366
9/24/2021 1:42 AM	-0.018		4.377
9/24/2021 1:48 AM	-0.022		4.389
9/24/2021 1:54 AM	-0.054		4.321
9/24/2021 2:00 AM	-0.091		4.312
9/24/2021 2:06 AM	-0.066		4.344
9/24/2021 2:12 AM	-0.045		4.365
9/24/2021 2:18 AM	-0.01		4.367
9/24/2021 2:24 AM	-0.054		4.353
9/24/2021 2:30 AM	-0.102		4.407
9/24/2021 2:36 AM	-0.053		4.475
9/24/2021 2:42 AM	-0.016		4.467
9/24/2021 2:48 AM	0.025		4.534
9/24/2021 2:54 AM	0.046		4.583
9/24/2021 3:00 AM	0.047		4.54
9/24/2021 3:06 AM	0.067		4.534
9/24/2021 3:12 AM	0.084		4.557
9/24/2021 3:18 AM	0.08		4.578
9/24/2021 3:24 AM	0.049		4.579
9/24/2021 3:30 AM	0.021		4.573
9/24/2021 3:36 AM	0.016		4.518
9/24/2021 3:42 AM	0.021		4.511
9/24/2021 3:48 AM	-0.035		4.551
9/24/2021 3:54 AM	-0.081		4.609
9/24/2021 4:00 AM	-0.063		4.59
9/24/2021 4:06 AM	-0.054		4.497
9/24/2021 4:12 AM	-0.075		4.487
9/24/2021 4:18 AM	-0.108		4.433
9/24/2021 4:24 AM	-0.123		4.404
9/24/2021 4:30 AM	-0.166		4.356

## Opacity Data Summary Report

**Company:** New York City D.E.P.  
North River Wastewater Resource Recovery Facility  
New York, NY 10031



**Data Group:** Valid Data  
**Report Name:** 3rd Quarter 2021

**Start of Report:** 7/1/2021 0:00  
**End of Report:** 9/30/2021 23:54

All Opacity Data

Date & Time	PE 1	PE 2	PE 4
	%	%	%
9/24/2021 4:36 AM	-0.215		4.306
9/24/2021 4:42 AM	-0.223		4.334
9/24/2021 4:48 AM	-0.223		4.323
9/24/2021 4:54 AM	-0.187		4.298
9/24/2021 5:00 AM	-0.188		4.295
9/24/2021 5:06 AM	-0.257		4.326
9/24/2021 5:12 AM	-0.295		4.348
9/24/2021 5:18 AM	-0.295		4.314
9/24/2021 5:24 AM	-0.289		4.354
9/24/2021 5:30 AM	-0.25		4.388
9/24/2021 5:36 AM	-0.223		4.331
9/24/2021 5:42 AM	-0.247		4.297
9/24/2021 5:48 AM	-0.251		4.288
9/24/2021 5:54 AM	-0.239		4.328
9/24/2021 6:00 AM	-0.253		4.343
9/24/2021 6:06 AM	-0.266		4.292
9/24/2021 6:12 AM	-0.27		4.275
9/24/2021 6:18 AM	-0.259		4.23
9/24/2021 6:24 AM	-0.24		4.187
9/24/2021 6:30 AM	-0.242		4.192
9/24/2021 6:36 AM	-0.242		4.192
9/24/2021 6:42 AM	-0.254		4.221
9/24/2021 6:48 AM	-0.244		4.218
9/24/2021 6:54 AM	-0.248		4.21
9/24/2021 7:00 AM	-0.265		4.241
9/24/2021 7:06 AM	-0.28		4.284
9/24/2021 7:12 AM	-0.29		4.254
9/24/2021 7:18 AM	-0.286		4.272
9/24/2021 7:24 AM	-0.265		4.297
9/24/2021 7:30 AM	-0.213		4.32
9/24/2021 7:36 AM	-0.167		4.274
9/24/2021 7:42 AM	-0.144		4.278
9/24/2021 7:48 AM	-0.127		4.287
9/24/2021 7:54 AM	-0.135		4.279
9/24/2021 8:00 AM	-0.144		4.276
9/24/2021 8:06 AM	-0.154		4.264
9/24/2021 8:12 AM	-0.134		4.188
9/24/2021 8:18 AM	-0.116		4.17
9/24/2021 8:24 AM	-0.121		4.16
9/24/2021 8:30 AM	-0.135		4.163
9/24/2021 8:36 AM	-0.139		4.164
9/24/2021 8:42 AM	-0.16		4.153
9/24/2021 8:48 AM	-0.156		4.155
9/24/2021 8:54 AM	-0.136		4.149
9/24/2021 9:00 AM	-0.133		4.114
9/24/2021 9:06 AM	-0.157		4.076
9/24/2021 9:12 AM	-0.174		4.05
9/24/2021 9:18 AM	-0.14		4.053
9/24/2021 9:24 AM	-0.144		4.108
9/24/2021 9:30 AM	-0.144		4.112

## Opacity Data Summary Report

**Company:** New York City D.E.P.  
North River Wastewater Resource Recovery Facility  
New York, NY 10031



**Data Group:** Valid Data  
**Report Name:** 3rd Quarter 2021

**Start of Report:** 7/1/2021 0:00  
**End of Report:** 9/30/2021 23:54

All Opacity Data

Date & Time	PE 1	PE 2	PE 4
	%	%	%
9/24/2021 9:36 AM	-0.115		4.029
9/24/2021 9:42 AM	-0.125		4.005
9/24/2021 9:48 AM	-0.135		4.025
9/24/2021 9:54 AM	-0.112		4.03
9/24/2021 10:00 AM	-0.088		4.031
9/24/2021 10:06 AM	-0.112		4.04
9/24/2021 10:12 AM	-0.102		4.059
9/24/2021 10:18 AM	-0.103		4.052
9/24/2021 10:24 AM	-0.092		4.08
9/24/2021 10:30 AM	-0.074		4.064
9/24/2021 10:36 AM	-0.06		4.042
9/24/2021 10:42 AM	-0.032		4.041
9/24/2021 10:48 AM	-0.001		4.021
9/24/2021 10:54 AM	0.011		3.988
9/24/2021 11:00 AM	0.022		3.945
9/24/2021 11:06 AM	0.042		3.995
9/24/2021 11:12 AM	0.024		3.989
9/24/2021 11:18 AM	0.007		3.955
9/24/2021 11:24 AM	0.026		3.942
9/24/2021 11:30 AM	0.014		3.922
9/24/2021 11:36 AM	0.029		3.94
9/24/2021 11:42 AM	0.053		4.003
9/24/2021 11:48 AM	0.041		3.963
9/24/2021 11:54 AM	0.066		3.894
9/24/2021 12:00 PM	0.374		3.72
9/24/2021 12:06 PM	1.466		3.331
9/24/2021 12:12 PM	1.459		3.372
9/24/2021 12:18 PM	1.453		3.359
9/24/2021 12:24 PM	1.464		3.376
9/24/2021 12:30 PM	1.5		3.364
9/24/2021 12:36 PM	1.068		3.337
9/24/2021 12:42 PM	0.623		3.299
9/24/2021 12:48 PM	0.513		3.301
9/24/2021 12:54 PM	0.456		3.312
9/24/2021 1:00 PM	0.487		3.306
9/24/2021 1:06 PM	0.532		3.3
9/24/2021 1:12 PM	0.518		3.315
9/24/2021 1:18 PM	0.551		3.357
9/24/2021 1:24 PM	0.602		3.348
9/24/2021 1:30 PM	0.663		3.329
9/24/2021 1:36 PM	0.708		3.302
9/24/2021 1:42 PM	0.766		3.237
9/24/2021 1:48 PM	0.829		3.249
9/24/2021 1:54 PM	0.868		3.279
9/24/2021 2:00 PM	0.877		3.302
9/24/2021 2:06 PM	0.892		3.281
9/24/2021 2:12 PM	0.882		3.281
9/24/2021 2:18 PM	0.883		3.347
9/24/2021 2:24 PM	0.874		3.358
9/24/2021 2:30 PM	0.904		3.369

## Opacity Data Summary Report

**Company:** New York City D.E.P.  
North River Wastewater Resource Recovery Facility  
New York, NY 10031



**Data Group:** Valid Data  
**Report Name:** 3rd Quarter 2021

**Start of Report:** 7/1/2021 0:00  
**End of Report:** 9/30/2021 23:54

All Opacity Data

Date & Time	PE 1	PE 2	PE 4
	%	%	%
9/24/2021 2:36 PM	0.944		3.61
9/24/2021 2:42 PM	0.931		3.899
9/24/2021 2:48 PM	0.916		4.404
9/24/2021 2:54 PM	0.882		4.762
9/24/2021 3:00 PM	0.857		4.455
9/24/2021 3:06 PM	0.86		4.361
9/24/2021 3:12 PM	0.887		4.31
9/24/2021 3:18 PM	0.915		4.313
9/24/2021 3:24 PM	0.931		4.325
9/24/2021 3:30 PM	0.935		4.327
9/24/2021 3:36 PM	0.956		4.337
9/24/2021 3:42 PM	0.993		4.329
9/24/2021 3:48 PM	1		4.343
9/24/2021 3:54 PM	1.017		4.372
9/24/2021 4:00 PM	1.062		4.289
9/24/2021 4:06 PM	1.078		4.272
9/24/2021 4:12 PM	1.1		4.344
9/24/2021 4:18 PM	1.134		4.333
9/24/2021 4:24 PM	1.155		4.335
9/24/2021 4:30 PM	1.143		4.362
9/24/2021 4:36 PM	1.174		4.381
9/24/2021 4:42 PM	1.21		4.364
9/24/2021 4:48 PM	1.202		4.385
9/24/2021 4:54 PM	1.206		4.38
9/24/2021 5:00 PM	1.228		4.353
9/24/2021 5:06 PM	1.232		4.362
9/24/2021 5:12 PM	1.245		4.346
9/24/2021 5:18 PM	1.26		4.358
9/24/2021 5:24 PM	1.281		4.376
9/24/2021 5:30 PM	1.281		4.367
9/24/2021 5:36 PM	1.305		4.385
9/24/2021 5:42 PM	1.345		4.403
9/24/2021 5:48 PM	1.376		4.392
9/24/2021 5:54 PM	1.394		4.395
9/24/2021 6:00 PM	1.408		4.392
9/24/2021 6:06 PM	1.405		4.424
9/24/2021 6:12 PM	1.406		4.442
9/24/2021 6:18 PM	1.426		4.453
9/24/2021 6:24 PM	1.436		4.439
9/24/2021 6:30 PM	1.444		4.432
9/24/2021 6:36 PM	1.439		4.422
9/24/2021 6:42 PM	1.43		4.458
9/24/2021 6:48 PM	1.448		4.47
9/24/2021 6:54 PM	1.457		4.438
9/24/2021 7:00 PM	1.435		4.451
9/24/2021 7:06 PM	1.439		4.452
9/24/2021 7:12 PM	1.455		4.445
9/24/2021 7:18 PM	1.442		4.448
9/24/2021 7:24 PM	1.462		4.455
9/24/2021 7:30 PM	1.444		4.442

## Opacity Data Summary Report

**Company:** New York City D.E.P.  
North River Wastewater Resource Recovery Facility  
New York, NY 10031



**Data Group:** Valid Data  
**Report Name:** 3rd Quarter 2021

**Start of Report:** 7/1/2021 0:00  
**End of Report:** 9/30/2021 23:54

All Opacity Data

Date & Time	PE 1	PE 2	PE 4
	%	%	%
9/24/2021 7:36 PM	1.427		4.424
9/24/2021 7:42 PM	1.437		4.392
9/24/2021 7:48 PM	1.462		4.392
9/24/2021 7:54 PM	1.49		4.41
9/24/2021 8:00 PM	1.484		4.426
9/24/2021 8:06 PM	1.491		4.419
9/24/2021 8:12 PM	1.484		4.407
9/24/2021 8:18 PM	1.48		4.415
9/24/2021 8:24 PM	1.486		4.42
9/24/2021 8:30 PM	1.498		4.424
9/24/2021 8:36 PM	1.481		4.27
9/24/2021 8:42 PM	1.457		4.141
9/24/2021 8:48 PM	1.47		4.156
9/24/2021 8:54 PM	1.486		4.155
9/24/2021 9:00 PM	1.475		4.158
9/24/2021 9:06 PM	1.453		4.172
9/24/2021 9:12 PM	1.442		4.176
9/24/2021 9:18 PM	1.441		4.193
9/24/2021 9:24 PM	1.433		4.204
9/24/2021 9:30 PM	1.439		4.154
9/24/2021 9:36 PM	1.441		4.155
9/24/2021 9:42 PM	1.423		4.196
9/24/2021 9:48 PM	1.403		4.211
9/24/2021 9:54 PM	1.408		4.184
9/24/2021 10:00 PM	1.426		4.188
9/24/2021 10:06 PM	1.421		4.185
9/24/2021 10:12 PM	1.44		4.172
9/24/2021 10:18 PM	1.453		4.164
9/24/2021 10:24 PM	1.45		4.157
9/24/2021 10:30 PM	1.431		4.177
9/24/2021 10:36 PM	1.424		4.193
9/24/2021 10:42 PM	1.431		4.169
9/24/2021 10:48 PM	1.433		4.164
9/24/2021 10:54 PM	1.415		4.181
9/24/2021 11:00 PM	1.423		4.197
9/24/2021 11:06 PM	1.431		4.179
9/24/2021 11:12 PM	1.416		4.157
9/24/2021 11:18 PM	1.409		4.158
9/24/2021 11:24 PM	1.415		4.165
9/24/2021 11:30 PM	1.42		4.18
9/24/2021 11:36 PM	1.429		4.162
9/24/2021 11:42 PM	1.416		4.159
9/24/2021 11:48 PM	1.382		4.144
9/24/2021 11:54 PM	1.365		4.156
9/25/2021 12:00 AM	1.372		4.168
9/25/2021 12:06 AM	1.38		4.179
9/25/2021 12:12 AM	1.375		4.288
9/25/2021 12:18 AM	1.372		4.394
9/25/2021 12:24 AM	1.378		4.39
9/25/2021 12:30 AM	1.368		4.407

## Opacity Data Summary Report

**Company:** New York City D.E.P.  
North River Wastewater Resource Recovery Facility  
New York, NY 10031



**Data Group:** Valid Data  
**Report Name:** 3rd Quarter 2021

**Start of Report:** 7/1/2021 0:00  
**End of Report:** 9/30/2021 23:54

All Opacity Data

Date & Time	PE 1	PE 2	PE 4
	%	%	%
9/25/2021 12:36 AM	1.361		4.381
9/25/2021 12:42 AM	1.357		4.403
9/25/2021 12:48 AM	1.35		4.426
9/25/2021 12:54 AM	1.334		4.419
9/25/2021 1:00 AM	1.33		4.199
9/25/2021 1:06 AM	1.325		3.935
9/25/2021 1:12 AM	1.303		3.916
9/25/2021 1:18 AM	1.298		3.926
9/25/2021 1:24 AM	1.318		3.943
9/25/2021 1:30 AM	1.322		3.952
9/25/2021 1:36 AM	1.316		3.956
9/25/2021 1:42 AM	1.318		3.965
9/25/2021 1:48 AM	1.301		3.982
9/25/2021 1:54 AM	1.308		3.975
9/25/2021 2:00 AM	1.291		3.979
9/25/2021 2:06 AM	1.279		3.984
9/25/2021 2:12 AM	1.308		3.975
9/25/2021 2:18 AM	1.295		3.98
9/25/2021 2:24 AM	1.271		3.988
9/25/2021 2:30 AM	1.274		3.97
9/25/2021 2:36 AM	1.272		3.976
9/25/2021 2:42 AM	1.275		4.005
9/25/2021 2:48 AM	1.268		4.016
9/25/2021 2:54 AM	1.286		4.008
9/25/2021 3:00 AM	1.289		4.019
9/25/2021 3:06 AM	1.275		4.048
9/25/2021 3:12 AM	1.271		4.02
9/25/2021 3:18 AM	1.257		3.993
9/25/2021 3:24 AM	1.26		4.02
9/25/2021 3:30 AM	1.262		4.035
9/25/2021 3:36 AM	1.256		4.011
9/25/2021 3:42 AM	1.252		3.932
9/25/2021 3:48 AM	1.257		3.876
9/25/2021 3:54 AM	1.268		3.918
9/25/2021 4:00 AM	1.273		3.913
9/25/2021 4:06 AM	1.271		3.873
9/25/2021 4:12 AM	1.247		3.878
9/25/2021 4:18 AM	1.239		3.89
9/25/2021 4:24 AM	1.24		3.876
9/25/2021 4:30 AM	1.241		3.886
9/25/2021 4:36 AM	1.236		3.869
9/25/2021 4:42 AM	1.219		3.852
9/25/2021 4:48 AM	1.211		3.914
9/25/2021 4:54 AM	1.219		3.967
9/25/2021 5:00 AM	1.204		3.978
9/25/2021 5:06 AM	1.202		3.95
9/25/2021 5:12 AM	1.209		3.946
9/25/2021 5:18 AM	1.207		3.955
9/25/2021 5:24 AM	1.194		3.94
9/25/2021 5:30 AM	1.197		3.941



## Opacity Data Summary Report

**Company:** New York City D.E.P.  
North River Wastewater Resource Recovery Facility  
New York, NY 10031



**Data Group:** Valid Data  
**Report Name:** 3rd Quarter 2021

**Start of Report:** 7/1/2021 0:00  
**End of Report:** 9/30/2021 23:54

All Opacity Data

Date & Time	PE 1	PE 2	PE 4
	%	%	%
9/25/2021 5:36 AM	1.208		3.957
9/25/2021 5:42 AM	1.202		3.962
9/25/2021 5:48 AM	1.206		3.952
9/25/2021 5:54 AM	1.21		3.934
9/25/2021 6:00 AM	1.211		3.93
9/25/2021 6:06 AM	1.212		3.931
9/25/2021 6:12 AM	1.218		3.925
9/25/2021 6:18 AM	1.247		3.922
9/25/2021 6:24 AM	1.267		3.934
9/25/2021 6:30 AM	1.288		3.956
9/25/2021 6:36 AM	1.306		3.985
9/25/2021 6:42 AM	1.336		3.99
9/25/2021 6:48 AM	1.379		3.986
9/25/2021 6:54 AM	1.386		3.962
9/25/2021 7:00 AM	1.376		3.957
9/25/2021 7:06 AM	1.333		3.955
9/25/2021 7:12 AM	1.259		3.942
9/25/2021 7:18 AM	1.186		3.968
9/25/2021 7:24 AM	1.114		3.97
9/25/2021 7:30 AM	1.048		3.95
9/25/2021 7:36 AM	0.988		3.938
9/25/2021 7:42 AM	0.948		3.934
9/25/2021 7:48 AM	0.925		3.908
9/25/2021 7:54 AM	0.914		3.918
9/25/2021 8:00 AM	0.929		3.925
9/25/2021 8:06 AM	0.94		3.929
9/25/2021 8:12 AM	0.954		3.93
9/25/2021 8:18 AM	0.967		3.922
9/25/2021 8:24 AM	0.993		3.93
9/25/2021 8:30 AM	1.017		3.942
9/25/2021 8:36 AM	1.027		3.944
9/25/2021 8:42 AM	1.024		3.955
9/25/2021 8:48 AM	1.02		3.948
9/25/2021 8:54 AM	1.012		3.913
9/25/2021 9:00 AM	1.006		3.896
9/25/2021 9:06 AM	0.993		3.91
9/25/2021 9:12 AM	0.981		3.927
9/25/2021 9:18 AM	0.998		3.908
9/25/2021 9:24 AM	1.045		3.916
9/25/2021 9:30 AM	1.098		3.915
9/25/2021 9:36 AM	1.134		3.92
9/25/2021 9:42 AM	1.158		3.931
9/25/2021 9:48 AM	1.182		3.939
9/25/2021 9:54 AM	1.197		3.919
9/25/2021 10:00 AM	1.211		3.931
9/25/2021 10:06 AM	1.216		3.928
9/25/2021 10:12 AM	1.224		3.912
9/25/2021 10:18 AM	1.236		3.929
9/25/2021 10:24 AM	1.243		3.926
9/25/2021 10:30 AM	1.249		3.926

## Opacity Data Summary Report

**Company:** New York City D.E.P.  
North River Wastewater Resource Recovery Facility  
New York, NY 10031



**Data Group:** Valid Data  
**Report Name:** 3rd Quarter 2021

**Start of Report:** 7/1/2021 0:00  
**End of Report:** 9/30/2021 23:54

All Opacity Data

Date & Time	PE 1	PE 2	PE 4
	%	%	%
9/25/2021 10:36 AM	1.255		3.886
9/25/2021 10:42 AM	1.263		3.861
9/25/2021 10:48 AM	1.27		3.894
9/25/2021 10:54 AM	1.252		3.891
9/25/2021 11:00 AM	1.206		3.879
9/25/2021 11:06 AM	1.141		3.875
9/25/2021 11:12 AM	1.069		3.881
9/25/2021 11:18 AM	1.041		3.878
9/25/2021 11:24 AM	1.053		3.844
9/25/2021 11:30 AM	1.072		3.855
9/25/2021 11:36 AM	1.095		3.871
9/25/2021 11:42 AM	1.108		3.936
9/25/2021 11:48 AM	1.137		3.931
9/25/2021 11:54 AM	1.17		3.915
9/25/2021 12:00 PM	1.113		3.925
9/25/2021 12:06 PM	0.894		3.921
9/25/2021 12:12 PM	0.894		3.955
9/25/2021 12:18 PM	0.897		3.95
9/25/2021 12:24 PM	0.901		3.921
9/25/2021 12:30 PM	0.896		3.939
9/25/2021 12:36 PM	0.897		3.916
9/25/2021 12:42 PM	0.898		3.929
9/25/2021 12:48 PM	0.896		3.943
9/25/2021 12:54 PM	0.888		3.909
9/25/2021 1:00 PM	0.903		3.925
9/25/2021 1:06 PM	0.937		3.946
9/25/2021 1:12 PM	0.967		3.948
9/25/2021 1:18 PM	0.986		3.941
9/25/2021 1:24 PM	1.007		3.922
9/25/2021 1:30 PM	1.038		3.885
9/25/2021 1:36 PM	1.074		3.86
9/25/2021 1:42 PM	1.107		3.829
9/25/2021 1:48 PM	1.127		3.84
9/25/2021 1:54 PM	1.137		3.865
9/25/2021 2:00 PM	1.139		3.848
9/25/2021 2:06 PM	1.141		3.848
9/25/2021 2:12 PM	1.139		3.86
9/25/2021 2:18 PM	1.118		3.885
9/25/2021 2:24 PM	1.103		3.905
9/25/2021 2:30 PM	1.098		3.899
9/25/2021 2:36 PM	1.083		3.903
9/25/2021 2:42 PM	1.053		3.915
9/25/2021 2:48 PM	1.006		3.919
9/25/2021 2:54 PM	0.943		3.905
9/25/2021 3:00 PM	0.894		3.902
9/25/2021 3:06 PM	0.878		3.926
9/25/2021 3:12 PM	0.865		3.927
9/25/2021 3:18 PM	0.852		3.916
9/25/2021 3:24 PM	0.845		3.882
9/25/2021 3:30 PM	0.85		3.887

## Opacity Data Summary Report

**Company:** New York City D.E.P.  
 North River Wastewater Resource Recovery Facility  
 New York, NY 10031



**Data Group:** Valid Data  
**Report Name:** 3rd Quarter 2021

**Start of Report:** 7/1/2021 0:00  
**End of Report:** 9/30/2021 23:54

All Opacity Data

Date & Time	PE 1	PE 2	PE 4
	%	%	%
9/25/2021 3:36 PM	0.867		3.933
9/25/2021 3:42 PM	0.896		3.926
9/25/2021 3:48 PM	0.935		3.937
9/25/2021 3:54 PM	0.973		3.926
9/25/2021 4:00 PM	1.03		3.936
9/25/2021 4:06 PM	1.066		3.933
9/25/2021 4:12 PM	1.09		3.933
9/25/2021 4:18 PM	1.112		3.932
9/25/2021 4:24 PM	1.139		3.973
9/25/2021 4:30 PM	1.17		3.973
9/25/2021 4:36 PM	1.199		3.937
9/25/2021 4:42 PM	1.205		3.938
9/25/2021 4:48 PM	1.212		3.938
9/25/2021 4:54 PM	1.229		3.942
9/25/2021 5:00 PM	1.232		3.976
9/25/2021 5:06 PM	1.217		3.952
9/25/2021 5:12 PM	1.211		3.934
9/25/2021 5:18 PM	1.213		4.093
9/25/2021 5:24 PM	1.209		4.435
9/25/2021 5:30 PM	1.214		4.432
9/25/2021 5:36 PM	1.23		4.405
9/25/2021 5:42 PM	1.239		4.321
9/25/2021 5:48 PM	1.244		4.253
9/25/2021 5:54 PM	1.252		4.234
9/25/2021 6:00 PM	1.258		4.218
9/25/2021 6:06 PM	1.253		4.226
9/25/2021 6:12 PM	1.254		4.249
9/25/2021 6:18 PM	1.261		4.242
9/25/2021 6:24 PM	1.253		4.235
9/25/2021 6:30 PM	1.242		4.22
9/25/2021 6:36 PM	1.236		4.214
9/25/2021 6:42 PM	1.228		4.22
9/25/2021 6:48 PM	1.221		4.214
9/25/2021 6:54 PM	1.214		4.222
9/25/2021 7:00 PM	1.206		4.243
9/25/2021 7:06 PM	1.193		4.233
9/25/2021 7:12 PM	1.182		4.247
9/25/2021 7:18 PM	1.179		4.291
9/25/2021 7:24 PM	1.18		4.391
9/25/2021 7:30 PM	1.174		4.443
9/25/2021 7:36 PM	1.157		4.435
9/25/2021 7:42 PM	1.154		4.442
9/25/2021 7:48 PM	1.169		4.433
9/25/2021 7:54 PM	1.177		4.436
9/25/2021 8:00 PM	1.18		4.45
9/25/2021 8:06 PM	1.184		4.461
9/25/2021 8:12 PM	1.189		4.469
9/25/2021 8:18 PM	1.184		4.486
9/25/2021 8:24 PM	1.179		4.496
9/25/2021 8:30 PM	1.184		4.48

## Opacity Data Summary Report

**Company:** New York City D.E.P.  
 North River Wastewater Resource Recovery Facility  
 New York, NY 10031



**Data Group:** Valid Data  
**Report Name:** 3rd Quarter 2021

**Start of Report:** 7/1/2021 0:00  
**End of Report:** 9/30/2021 23:54

All Opacity Data

Date & Time	PE 1	PE 2	PE 4
	%	%	%
9/25/2021 8:36 PM	1.194		4.469
9/25/2021 8:42 PM	1.196		4.479
9/25/2021 8:48 PM	1.196		4.499
9/25/2021 8:54 PM	1.201		4.503
9/25/2021 9:00 PM	1.206		4.501
9/25/2021 9:06 PM	1.202		4.496
9/25/2021 9:12 PM	1.196		4.473
9/25/2021 9:18 PM	1.187		4.472
9/25/2021 9:24 PM	1.182		4.472
9/25/2021 9:30 PM	1.177		4.459
9/25/2021 9:36 PM	1.17		4.469
9/25/2021 9:42 PM	1.154		4.063
9/25/2021 9:48 PM	1.134		3.474
9/25/2021 9:54 PM	1.119		3.418
9/25/2021 10:00 PM	1.115		3.442
9/25/2021 10:06 PM	1.121		3.456
9/25/2021 10:12 PM	1.123		3.449
9/25/2021 10:18 PM	1.111		3.462
9/25/2021 10:24 PM	1.104		3.719
9/25/2021 10:30 PM	1.103		4.202
9/25/2021 10:36 PM	1.103		4.363
9/25/2021 10:42 PM	1.092		4.353
9/25/2021 10:48 PM	1.075		4.352
9/25/2021 10:54 PM	1.07		4.339
9/25/2021 11:00 PM	1.063		4.318
9/25/2021 11:06 PM	1.045		4.295
9/25/2021 11:12 PM	1.035		4.29
9/25/2021 11:18 PM	1.031		4.303
9/25/2021 11:24 PM	1.024		4.308
9/25/2021 11:30 PM	1.019		4.3
9/25/2021 11:36 PM	1.019		4.311
9/25/2021 11:42 PM	1.016		4.351
9/25/2021 11:48 PM	1.021		4.217
9/25/2021 11:54 PM	1.022		3.914
9/26/2021 12:00 AM	1.014		3.849
9/26/2021 12:06 AM	1.01		3.847
9/26/2021 12:12 AM	1.012		3.852
9/26/2021 12:18 AM	1.008		3.875
9/26/2021 12:24 AM	1.004		3.89
9/26/2021 12:30 AM	1.002		3.89
9/26/2021 12:36 AM	1.004		3.894
9/26/2021 12:42 AM	1.001		3.909
9/26/2021 12:48 AM	0.998		3.904
9/26/2021 12:54 AM	0.996		3.892
9/26/2021 1:00 AM	0.997		3.964
9/26/2021 1:06 AM	1		4.029
9/26/2021 1:12 AM	0.996		4.059
9/26/2021 1:18 AM	0.992		4.071
9/26/2021 1:24 AM	0.991		4.045
9/26/2021 1:30 AM	0.985		4.011

## Opacity Data Summary Report

**Company:** New York City D.E.P.  
North River Wastewater Resource Recovery Facility  
New York, NY 10031



**Data Group:** Valid Data  
**Report Name:** 3rd Quarter 2021

**Start of Report:** 7/1/2021 0:00  
**End of Report:** 9/30/2021 23:54

All Opacity Data

Date & Time	PE 1	PE 2	PE 4
	%	%	%
9/26/2021 1:36 AM	0.987		4.022
9/26/2021 1:42 AM	0.984		4.031
9/26/2021 1:48 AM	0.983		4.05
9/26/2021 1:54 AM	0.987		4.03
9/26/2021 2:00 AM	0.99		4.04
9/26/2021 2:06 AM	0.976		4.027
9/26/2021 2:12 AM	0.973		4.019
9/26/2021 2:18 AM	0.978		4.004
9/26/2021 2:24 AM	0.969		4.004
9/26/2021 2:30 AM	0.965		4.026
9/26/2021 2:36 AM	0.961		4.014
9/26/2021 2:42 AM	0.954		4.034
9/26/2021 2:48 AM	0.95		4.037
9/26/2021 2:54 AM	0.948		4.014
9/26/2021 3:00 AM	0.941		4.017
9/26/2021 3:06 AM	0.936		4.013
9/26/2021 3:12 AM	0.925		4.012
9/26/2021 3:18 AM	0.925		4.022
9/26/2021 3:24 AM	0.909		3.987
9/26/2021 3:30 AM	0.896		3.985
9/26/2021 3:36 AM	0.894		4.001
9/26/2021 3:42 AM	0.892		4.014
9/26/2021 3:48 AM	0.889		4.027
9/26/2021 3:54 AM	0.884		4.041
9/26/2021 4:00 AM	0.885		4.065
9/26/2021 4:06 AM	0.882		4.045
9/26/2021 4:12 AM	0.876		4.051
9/26/2021 4:18 AM	0.868		4.042
9/26/2021 4:24 AM	0.856		4.015
9/26/2021 4:30 AM	0.845		3.982
9/26/2021 4:36 AM	0.835		3.972
9/26/2021 4:42 AM	0.823		3.987
9/26/2021 4:48 AM	0.808		4.011
9/26/2021 4:54 AM	0.798		4.01
9/26/2021 5:00 AM	0.789		4.019
9/26/2021 5:06 AM	0.786		4.048
9/26/2021 5:12 AM	0.779		4.006
9/26/2021 5:18 AM	0.773		3.983
9/26/2021 5:24 AM	0.777		3.991
9/26/2021 5:30 AM	0.766		3.99
9/26/2021 5:36 AM	0.748		3.97
9/26/2021 5:42 AM	0.748		3.991
9/26/2021 5:48 AM	0.743		4.004
9/26/2021 5:54 AM	0.734		3.995
9/26/2021 6:00 AM	0.738		3.994
9/26/2021 6:06 AM	0.732		3.994
9/26/2021 6:12 AM	0.729		3.983
9/26/2021 6:18 AM	0.737		3.993
9/26/2021 6:24 AM	0.745		4.002
9/26/2021 6:30 AM	0.75		3.995

## Opacity Data Summary Report

**Company:** New York City D.E.P.  
North River Wastewater Resource Recovery Facility  
New York, NY 10031



**Data Group:** Valid Data  
**Report Name:** 3rd Quarter 2021

**Start of Report:** 7/1/2021 0:00  
**End of Report:** 9/30/2021 23:54

All Opacity Data

Date & Time	PE 1	PE 2	PE 4
	%	%	%
9/26/2021 6:36 AM	0.758		4.035
9/26/2021 6:42 AM	0.772		4.036
9/26/2021 6:48 AM	0.768		4.003
9/26/2021 6:54 AM	0.768		4.039
9/26/2021 7:00 AM	0.767		4.066
9/26/2021 7:06 AM	0.751		4.011
9/26/2021 7:12 AM	0.714		4.007
9/26/2021 7:18 AM	0.666		3.997
9/26/2021 7:24 AM	0.598		3.974
9/26/2021 7:30 AM	0.552		3.951
9/26/2021 7:36 AM	0.508		3.898
9/26/2021 7:42 AM	0.478		3.903
9/26/2021 7:48 AM	0.45		3.911
9/26/2021 7:54 AM	0.452		3.905
9/26/2021 8:00 AM	0.469		3.926
9/26/2021 8:06 AM	0.481		3.928
9/26/2021 8:12 AM	0.483		3.921
9/26/2021 8:18 AM	0.488		3.908
9/26/2021 8:24 AM	0.491		3.861
9/26/2021 8:30 AM	0.481		3.825
9/26/2021 8:36 AM	0.476		3.831
9/26/2021 8:42 AM	0.473		3.836
9/26/2021 8:48 AM	0.467		3.856
9/26/2021 8:54 AM	0.457		3.871
9/26/2021 9:00 AM	0.466		3.881
9/26/2021 9:06 AM	0.497		3.894
9/26/2021 9:12 AM	0.531		3.87
9/26/2021 9:18 AM	0.571		3.842
9/26/2021 9:24 AM	0.607		3.831
9/26/2021 9:30 AM	0.635		3.831
9/26/2021 9:36 AM	0.663		3.851
9/26/2021 9:42 AM	0.677		3.839
9/26/2021 9:48 AM	0.679		3.85
9/26/2021 9:54 AM	0.682		3.845
9/26/2021 10:00 AM	0.689		3.838
9/26/2021 10:06 AM	0.689		3.819
9/26/2021 10:12 AM	0.686		3.814
9/26/2021 10:18 AM	0.687		3.823
9/26/2021 10:24 AM	0.692		3.806
9/26/2021 10:30 AM	0.698		3.811
9/26/2021 10:36 AM	0.71		3.811
9/26/2021 10:42 AM	0.717		3.802
9/26/2021 10:48 AM	0.712		3.799
9/26/2021 10:54 AM	0.695		3.808
9/26/2021 11:00 AM	0.656		3.795
9/26/2021 11:06 AM	0.59		3.808
9/26/2021 11:12 AM	0.539		3.805
9/26/2021 11:18 AM	0.516		3.78
9/26/2021 11:24 AM	0.523		3.81
9/26/2021 11:30 AM	0.544		3.827

## Opacity Data Summary Report

**Company:** New York City D.E.P.  
North River Wastewater Resource Recovery Facility  
New York, NY 10031



**Data Group:** Valid Data  
**Report Name:** 3rd Quarter 2021

**Start of Report:** 7/1/2021 0:00  
**End of Report:** 9/30/2021 23:54

All Opacity Data

Date & Time	PE 1	PE 2	PE 4
	%	%	%
9/26/2021 11:36 AM	0.56		3.823
9/26/2021 11:42 AM	0.569		3.817
9/26/2021 11:48 AM	0.583		3.827
9/26/2021 11:54 AM	0.599		3.826
9/26/2021 12:00 PM	0.638		3.842
9/26/2021 12:06 PM	0.741		3.846
9/26/2021 12:12 PM	0.742		3.822
9/26/2021 12:18 PM	0.741		3.799
9/26/2021 12:24 PM	0.735		3.806
9/26/2021 12:30 PM	0.736		3.851
9/26/2021 12:36 PM	0.751		3.856
9/26/2021 12:42 PM	0.782		3.866
9/26/2021 12:48 PM	0.811		3.866
9/26/2021 12:54 PM	0.84		3.847
9/26/2021 1:00 PM	0.891		3.839
9/26/2021 1:06 PM	0.906		3.855
9/26/2021 1:12 PM	0.915		3.856
9/26/2021 1:18 PM	0.941		3.875
9/26/2021 1:24 PM	0.968		3.878
9/26/2021 1:30 PM	0.985		3.843
9/26/2021 1:36 PM	0.998		3.826
9/26/2021 1:42 PM	1.006		3.821
9/26/2021 1:48 PM	1.01		3.817
9/26/2021 1:54 PM	1.026		3.838
9/26/2021 2:00 PM	1.049		3.837
9/26/2021 2:06 PM	1.071		3.85
9/26/2021 2:12 PM	1.081		3.874
9/26/2021 2:18 PM	1.087		3.862
9/26/2021 2:24 PM	1.083		3.875
9/26/2021 2:30 PM	1.062		3.875
9/26/2021 2:36 PM	1.047		3.865
9/26/2021 2:42 PM	1.027		3.889
9/26/2021 2:48 PM	0.974		3.902
9/26/2021 2:54 PM	0.907		3.888
9/26/2021 3:00 PM	0.856		3.871
9/26/2021 3:06 PM	0.818		3.833
9/26/2021 3:12 PM	0.797		3.816
9/26/2021 3:18 PM	0.787		3.845
9/26/2021 3:24 PM	0.785		3.988
9/26/2021 3:30 PM	0.793		4.161
9/26/2021 3:36 PM	0.807		4.208
9/26/2021 3:42 PM	0.826		4.183
9/26/2021 3:48 PM	0.851		4.2
9/26/2021 3:54 PM	0.869		4.203
9/26/2021 4:00 PM	0.874		4.158
9/26/2021 4:06 PM	0.881		4.151
9/26/2021 4:12 PM	0.897		4.167
9/26/2021 4:18 PM	0.908		4.16
9/26/2021 4:24 PM	0.909		4.133
9/26/2021 4:30 PM	0.912		4.13

## Opacity Data Summary Report

**Company:** New York City D.E.P.  
North River Wastewater Resource Recovery Facility  
New York, NY 10031



**Data Group:** Valid Data  
**Report Name:** 3rd Quarter 2021

**Start of Report:** 7/1/2021 0:00  
**End of Report:** 9/30/2021 23:54

All Opacity Data

Date & Time	PE 1	PE 2	PE 4
	%	%	%
9/26/2021 4:36 PM	0.934		4.112
9/26/2021 4:42 PM	0.965		4.105
9/26/2021 4:48 PM	0.992		4.11
9/26/2021 4:54 PM	0.989		4.097
9/26/2021 5:00 PM	0.992		4.242
9/26/2021 5:06 PM	1.011		4.362
9/26/2021 5:12 PM	1.014		4.306
9/26/2021 5:18 PM	1.012		4.293
9/26/2021 5:24 PM	1.028		4.299
9/26/2021 5:30 PM	1.046		4.284
9/26/2021 5:36 PM	1.064		4.287
9/26/2021 5:42 PM	1.096		4.292
9/26/2021 5:48 PM	1.122		4.287
9/26/2021 5:54 PM	1.14		4.306
9/26/2021 6:00 PM	1.157		4.299
9/26/2021 6:06 PM	1.179		4.3
9/26/2021 6:12 PM	1.194		4.304
9/26/2021 6:18 PM	1.202		4.294
9/26/2021 6:24 PM	1.21		4.294
9/26/2021 6:30 PM	1.215		4.295
9/26/2021 6:36 PM	1.214		4.301
9/26/2021 6:42 PM	1.215		4.295
9/26/2021 6:48 PM	1.219		4.297
9/26/2021 6:54 PM	1.214		4.298
9/26/2021 7:00 PM	1.21		4.3
9/26/2021 7:06 PM	1.204		4.329
9/26/2021 7:12 PM	1.197		4.336
9/26/2021 7:18 PM	1.191		4.311
9/26/2021 7:24 PM	1.182		4.326
9/26/2021 7:30 PM	1.174		4.318
9/26/2021 7:36 PM	1.17		4.32
9/26/2021 7:42 PM	1.167		4.345
9/26/2021 7:48 PM	1.165		4.363
9/26/2021 7:54 PM	1.158		4.357
9/26/2021 8:00 PM	1.146		4.348
9/26/2021 8:06 PM	1.13		4.337
9/26/2021 8:12 PM	1.118		4.303
9/26/2021 8:18 PM	1.117		4.299
9/26/2021 8:24 PM	1.122		4.315
9/26/2021 8:30 PM	1.117		4.325
9/26/2021 8:36 PM	1.111		4.303
9/26/2021 8:42 PM	1.108		4.29
9/26/2021 8:48 PM	1.106		4.304
9/26/2021 8:54 PM	1.101		4.34
9/26/2021 9:00 PM	1.095		4.37
9/26/2021 9:06 PM	1.08		4.346
9/26/2021 9:12 PM	1.067		4.297
9/26/2021 9:18 PM	1.059		4.269
9/26/2021 9:24 PM	1.051		4.265
9/26/2021 9:30 PM	1.052		4.246



## Opacity Data Summary Report

**Company:** New York City D.E.P.  
North River Wastewater Resource Recovery Facility  
New York, NY 10031



**Data Group:** Valid Data  
**Report Name:** 3rd Quarter 2021

**Start of Report:** 7/1/2021 0:00  
**End of Report:** 9/30/2021 23:54

All Opacity Data

Date & Time	PE 1	PE 2	PE 4
	%	%	%
9/26/2021 9:36 PM	1.054		4.248
9/26/2021 9:42 PM	1.049		4.249
9/26/2021 9:48 PM	1.04		4.248
9/26/2021 9:54 PM	1.036		4.277
9/26/2021 10:00 PM	1.031		4.286
9/26/2021 10:06 PM	1.031		4.298
9/26/2021 10:12 PM	1.027		4.299
9/26/2021 10:18 PM	1.01		4.281
9/26/2021 10:24 PM	1.013		4.26
9/26/2021 10:30 PM	1.011		4.252
9/26/2021 10:36 PM	1.003		4.259
9/26/2021 10:42 PM	0.996		4.258
9/26/2021 10:48 PM	0.993		4.287
9/26/2021 10:54 PM	0.995		4.289
9/26/2021 11:00 PM	0.997		4.31
9/26/2021 11:06 PM	1		4.328
9/26/2021 11:12 PM	0.999		4.334
9/26/2021 11:18 PM	0.995		4.334
9/26/2021 11:24 PM	0.989		4.347
9/26/2021 11:30 PM	0.987		4.327
9/26/2021 11:36 PM	0.983		4.296
9/26/2021 11:42 PM	0.981		4.301
9/26/2021 11:48 PM	0.976		4.296
9/26/2021 11:54 PM	0.967		4.282
9/27/2021 12:00 AM	0.96		4.289
9/27/2021 12:06 AM	0.955		4.299
9/27/2021 12:12 AM	0.955		4.312
9/27/2021 12:18 AM	0.954		4.335
9/27/2021 12:24 AM	0.948		4.361
9/27/2021 12:30 AM	0.944		4.361
9/27/2021 12:36 AM	0.942		4.057
9/27/2021 12:42 AM	0.938		3.774
9/27/2021 12:48 AM	0.933		3.786
9/27/2021 12:54 AM	0.933		3.775
9/27/2021 1:00 AM	0.933		3.788
9/27/2021 1:06 AM	0.925		3.809
9/27/2021 1:12 AM	0.921		3.829
9/27/2021 1:18 AM	0.923		3.84
9/27/2021 1:24 AM	0.921		3.832
9/27/2021 1:30 AM	0.919		3.801
9/27/2021 1:36 AM	0.917		3.797
9/27/2021 1:42 AM	0.921		3.805
9/27/2021 1:48 AM	0.92		3.838
9/27/2021 1:54 AM	0.919		3.834
9/27/2021 2:00 AM	0.921		3.845
9/27/2021 2:06 AM	0.92		3.84
9/27/2021 2:12 AM	0.919		3.834
9/27/2021 2:18 AM	0.92		3.852
9/27/2021 2:24 AM	0.919		3.845
9/27/2021 2:30 AM	0.913		3.839

## Opacity Data Summary Report

**Company:** New York City D.E.P.  
 North River Wastewater Resource Recovery Facility  
 New York, NY 10031



**Data Group:** Valid Data  
**Report Name:** 3rd Quarter 2021

**Start of Report:** 7/1/2021 0:00  
**End of Report:** 9/30/2021 23:54

All Opacity Data

Date & Time	PE 1	PE 2	PE 4
	%	%	%
9/27/2021 2:36 AM	0.915		3.851
9/27/2021 2:42 AM	0.92		3.859
9/27/2021 2:48 AM	0.917		3.87
9/27/2021 2:54 AM	0.913		3.849
9/27/2021 3:00 AM	0.911		3.818
9/27/2021 3:06 AM	0.915		3.814
9/27/2021 3:12 AM	0.911		3.823
9/27/2021 3:18 AM	0.907		3.827
9/27/2021 3:24 AM	0.912		3.819
9/27/2021 3:30 AM	0.911		3.829
9/27/2021 3:36 AM	0.909		3.815
9/27/2021 3:42 AM	0.907		3.812
9/27/2021 3:48 AM	0.905		3.815
9/27/2021 3:54 AM	0.902		3.819
9/27/2021 4:00 AM	0.894		3.816
9/27/2021 4:06 AM	0.886		3.846
9/27/2021 4:12 AM	0.885		3.842
9/27/2021 4:18 AM	0.886		3.812
9/27/2021 4:24 AM	0.878		3.821
9/27/2021 4:30 AM	0.868		3.818
9/27/2021 4:36 AM	0.863		3.809
9/27/2021 4:42 AM	0.858		3.811
9/27/2021 4:48 AM	0.854		3.825
9/27/2021 4:54 AM	0.857		3.829
9/27/2021 5:00 AM	0.858		3.81
9/27/2021 5:06 AM	0.858		3.807
9/27/2021 5:12 AM	0.86		3.801
9/27/2021 5:18 AM	0.86		3.825
9/27/2021 5:24 AM	0.86		3.844
9/27/2021 5:30 AM	0.859		3.839
9/27/2021 5:36 AM	0.86		3.832
9/27/2021 5:42 AM	0.855		3.837
9/27/2021 5:48 AM	0.85		3.847
9/27/2021 5:54 AM	0.854		3.836
9/27/2021 6:00 AM	0.858		3.849
9/27/2021 6:06 AM	0.85		3.861
9/27/2021 6:12 AM	0.85		3.819
9/27/2021 6:18 AM	0.86		3.825
9/27/2021 6:24 AM	0.863		3.829
9/27/2021 6:30 AM	0.859		3.818
9/27/2021 6:36 AM	0.855		3.813
9/27/2021 6:42 AM	0.855		3.807
9/27/2021 6:48 AM	0.856		3.813
9/27/2021 6:54 AM	0.856		3.797
9/27/2021 7:00 AM	0.852		3.777
9/27/2021 7:06 AM	0.848		3.789
9/27/2021 7:12 AM	0.835		3.807
9/27/2021 7:18 AM	0.792		3.814
9/27/2021 7:24 AM	0.748		3.809
9/27/2021 7:30 AM	0.726		3.825

## Opacity Data Summary Report

**Company:** New York City D.E.P.  
 North River Wastewater Resource Recovery Facility  
 New York, NY 10031



**Data Group:** Valid Data  
**Report Name:** 3rd Quarter 2021

**Start of Report:** 7/1/2021 0:00  
**End of Report:** 9/30/2021 23:54

All Opacity Data

Date & Time	PE 1	PE 2	PE 4
	%	%	%
9/27/2021 7:36 AM	0.714		3.826
9/27/2021 7:42 AM	0.732		3.795
9/27/2021 7:48 AM	7.427		3.794
9/27/2021 7:54 AM	10.807		4.121
9/27/2021 8:00 AM	3.709		4.343
9/27/2021 8:06 AM	2.243		4.279
9/27/2021 8:12 AM	1.581		4.25
9/27/2021 8:18 AM	1.45		4.231
9/27/2021 8:24 AM	1.36		4.224
9/27/2021 8:30 AM	1.353		4.227
9/27/2021 8:36 AM	1.392		4.237
9/27/2021 8:42 AM	1.448		4.241
9/27/2021 8:48 AM	1.62		4.241
9/27/2021 8:54 AM	1.713		4.255
9/27/2021 9:00 AM	1.761		4.269
9/27/2021 9:06 AM	1.801		4.27
9/27/2021 9:12 AM	1.817		4.288
9/27/2021 9:18 AM	1.874		4.297
9/27/2021 9:24 AM	1.863		4.298
9/27/2021 9:30 AM	1.799		4.287
9/27/2021 9:36 AM	1.807		4.288
9/27/2021 9:42 AM	1.826		4.266
9/27/2021 9:48 AM	1.771		4.246
9/27/2021 9:54 AM	1.737		4.255
9/27/2021 10:00 AM	1.73		4.262
9/27/2021 10:06 AM	1.779		4.264
9/27/2021 10:12 AM	1.831		4.257
9/27/2021 10:18 AM	1.78		4.244
9/27/2021 10:24 AM	1.756		4.236
9/27/2021 10:30 AM	1.693		4.244
9/27/2021 10:36 AM	1.643		4.232
9/27/2021 10:42 AM	1.611		4.216
9/27/2021 10:48 AM	1.562		4.214
9/27/2021 10:54 AM	1.543		4.23
9/27/2021 11:00 AM	1.533		4.225
9/27/2021 11:06 AM	1.51		4.221
9/27/2021 11:12 AM	1.484		4.239
9/27/2021 11:18 AM	1.485		4.248
9/27/2021 11:24 AM	1.457		4.24
9/27/2021 11:30 AM	1.446		4.24
9/27/2021 11:36 AM	1.469		4.24
9/27/2021 11:42 AM	1.449		4.238
9/27/2021 11:48 AM	1.448		4.256
9/27/2021 11:54 AM	1.449		4.262
9/27/2021 12:00 PM	1.407		4.253
9/27/2021 12:06 PM	1.346		4.298
9/27/2021 12:12 PM	1.317		4.292
9/27/2021 12:18 PM	1.3		4.284
9/27/2021 12:24 PM	1.292		4.303
9/27/2021 12:30 PM	1.269		4.305

## Opacity Data Summary Report

**Company:** New York City D.E.P.  
North River Wastewater Resource Recovery Facility  
New York, NY 10031



**Data Group:** Valid Data  
**Report Name:** 3rd Quarter 2021

**Start of Report:** 7/1/2021 0:00  
**End of Report:** 9/30/2021 23:54

All Opacity Data

Date & Time	PE 1	PE 2	PE 4
	%	%	%
9/27/2021 12:36 PM	1.281		4.3
9/27/2021 12:42 PM	1.247		4.293
9/27/2021 12:48 PM	1.24		4.292
9/27/2021 12:54 PM	1.272		4.291
9/27/2021 1:00 PM	1.246		4.294
9/27/2021 1:06 PM	1.241		4.268
9/27/2021 1:12 PM	1.252		4.27
9/27/2021 1:18 PM	1.272		4.271
9/27/2021 1:24 PM	1.28		4.27
9/27/2021 1:30 PM	1.238		4.265
9/27/2021 1:36 PM	1.234		4.252
9/27/2021 1:42 PM	1.233		4.259
9/27/2021 1:48 PM	1.254		4.256
9/27/2021 1:54 PM	1.27		4.263
9/27/2021 2:00 PM	1.226		4.269
9/27/2021 2:06 PM	1.234		4.253
9/27/2021 2:12 PM	1.242		4.263
9/27/2021 2:18 PM	1.252		4.293
9/27/2021 2:24 PM	1.258		4.292
9/27/2021 2:30 PM	1.238		4.3
9/27/2021 2:36 PM	1.25		4.305
9/27/2021 2:42 PM	1.247		4.304
9/27/2021 2:48 PM	1.238		4.294
9/27/2021 2:54 PM	1.239		4.286
9/27/2021 3:00 PM	1.267		4.284
9/27/2021 3:06 PM	1.257		4.268
9/27/2021 3:12 PM	1.217		4.274
9/27/2021 3:18 PM	1.218		4.317
9/27/2021 3:24 PM	1.208		4.308
9/27/2021 3:30 PM	1.202		4.284
9/27/2021 3:36 PM	1.203		4.26
9/27/2021 3:42 PM	1.214		4.278
9/27/2021 3:48 PM	1.249		4.284
9/27/2021 3:54 PM	1.225		4.271
9/27/2021 4:00 PM	1.195		4.271
9/27/2021 4:06 PM	1.2		4.301
9/27/2021 4:12 PM	1.205		4.31
9/27/2021 4:18 PM	1.2		4.296
9/27/2021 4:24 PM	1.164		4.29
9/27/2021 4:30 PM	1.153		4.334
9/27/2021 4:36 PM	1.181		4.338
9/27/2021 4:42 PM	1.208		4.347
9/27/2021 4:48 PM	1.201		4.343
9/27/2021 4:54 PM	1.175		4.335
9/27/2021 5:00 PM	1.184		4.335
9/27/2021 5:06 PM	1.197		4.337
9/27/2021 5:12 PM	1.181		4.34
9/27/2021 5:18 PM	0.985		4.327
9/27/2021 5:24 PM	0.423		4.237
9/27/2021 5:30 PM	0.158		4.123

## Opacity Data Summary Report

**Company:** New York City D.E.P.  
North River Wastewater Resource Recovery Facility  
New York, NY 10031



**Data Group:** Valid Data  
**Report Name:** 3rd Quarter 2021

**Start of Report:** 7/1/2021 0:00  
**End of Report:** 9/30/2021 23:54

All Opacity Data

Date & Time	PE 1	PE 2	PE 4
	%	%	%
9/27/2021 5:36 PM	0.225		4.117
9/27/2021 5:42 PM	0.277		4.16
9/27/2021 5:48 PM	0.319		4.175
9/27/2021 5:54 PM	0.356		4.191
9/27/2021 6:00 PM	0.398		4.222
9/27/2021 6:06 PM	0.46		4.239
9/27/2021 6:12 PM	0.527		4.236
9/27/2021 6:18 PM	0.565		4.237
9/27/2021 6:24 PM	0.598		4.262
9/27/2021 6:30 PM	0.616		4.277
9/27/2021 6:36 PM	0.654		4.27
9/27/2021 6:42 PM	0.691		4.282
9/27/2021 6:48 PM	0.7		4.28
9/27/2021 6:54 PM	0.709		4.281
9/27/2021 7:00 PM	0.727		4.286
9/27/2021 7:06 PM	0.748		4.285
9/27/2021 7:12 PM	0.752		4.292
9/27/2021 7:18 PM	0.779		4.316
9/27/2021 7:24 PM	0.828		4.322
9/27/2021 7:30 PM	0.854		4.335
9/27/2021 7:36 PM	0.85		4.32
9/27/2021 7:42 PM	0.858		4.32
9/27/2021 7:48 PM	0.878		4.342
9/27/2021 7:54 PM	0.896		4.324
9/27/2021 8:00 PM	0.964		4.329
9/27/2021 8:06 PM	1.017		4.33
9/27/2021 8:12 PM	1.025		4.343
9/27/2021 8:18 PM	0.997		4.325
9/27/2021 8:24 PM	0.962		4.3
9/27/2021 8:30 PM	0.951		4.311
9/27/2021 8:36 PM	0.958		4.288
9/27/2021 8:42 PM	0.998		4.278
9/27/2021 8:48 PM	1.007		4.276
9/27/2021 8:54 PM	0.998		4.257
9/27/2021 9:00 PM	0.978		4.26
9/27/2021 9:06 PM	0.977		4.234
9/27/2021 9:12 PM	1.037		4.207
9/27/2021 9:18 PM	1.069		4.181
9/27/2021 9:24 PM	1.06		4.184
9/27/2021 9:30 PM	1.041		4.177
9/27/2021 9:36 PM	1.055		4.176
9/27/2021 9:42 PM	1.101		4.194
9/27/2021 9:48 PM	1.118		4.177
9/27/2021 9:54 PM	1.155		4.193
9/27/2021 10:00 PM	1.141		4.185
9/27/2021 10:06 PM	1.128		4.163
9/27/2021 10:12 PM	1.116		4.191
9/27/2021 10:18 PM	1.122		4.186
9/27/2021 10:24 PM	1.152		4.179
9/27/2021 10:30 PM	1.151		4.179

## Opacity Data Summary Report

**Company:** New York City D.E.P.  
North River Wastewater Resource Recovery Facility  
New York, NY 10031



**Data Group:** Valid Data  
**Report Name:** 3rd Quarter 2021

**Start of Report:** 7/1/2021 0:00  
**End of Report:** 9/30/2021 23:54

All Opacity Data

Date & Time	PE 1	PE 2	PE 4
	%	%	%
9/27/2021 10:36 PM	1.133		4.182
9/27/2021 10:42 PM	1.127		4.201
9/27/2021 10:48 PM	1.113		4.213
9/27/2021 10:54 PM	1.14		4.219
9/27/2021 11:00 PM	1.114		4.201
9/27/2021 11:06 PM	1.109		4.215
9/27/2021 11:12 PM	1.108		4.179
9/27/2021 11:18 PM	1.109		4.143
9/27/2021 11:24 PM	1.106		4.15
9/27/2021 11:30 PM	1.095		4.153
9/27/2021 11:36 PM	1.102		4.145
9/27/2021 11:42 PM	1.118		4.111
9/27/2021 11:48 PM	1.126		4.103
9/27/2021 11:54 PM	1.128		4.136
9/28/2021 12:00 AM	1.138		4.134
9/28/2021 12:06 AM	1.142		4.111
9/28/2021 12:12 AM	1.133		4.117
9/28/2021 12:18 AM	1.125		4.16
9/28/2021 12:24 AM	1.12		4.194
9/28/2021 12:30 AM	1.108		4.203
9/28/2021 12:36 AM	1.11		4.206
9/28/2021 12:42 AM	1.142		4.195
9/28/2021 12:48 AM	1.149		4.192
9/28/2021 12:54 AM	1.139		4.205
9/28/2021 1:00 AM	1.121		4.197
9/28/2021 1:06 AM	1.121		4.261
9/28/2021 1:12 AM	1.125		4.175
9/28/2021 1:18 AM	1.133		3.932
9/28/2021 1:24 AM	1.148		3.847
9/28/2021 1:30 AM	1.131		3.864
9/28/2021 1:36 AM	1.124		3.845
9/28/2021 1:42 AM	1.131		3.857
9/28/2021 1:48 AM	1.123		3.851
9/28/2021 1:54 AM	1.122		3.847
9/28/2021 2:00 AM	1.122		3.868
9/28/2021 2:06 AM	1.096		3.86
9/28/2021 2:12 AM	1.101		3.871
9/28/2021 2:18 AM	1.102		3.859
9/28/2021 2:24 AM	1.112		3.848
9/28/2021 2:30 AM	1.135		3.853
9/28/2021 2:36 AM	1.134		3.851
9/28/2021 2:42 AM	1.136		3.843
9/28/2021 2:48 AM	1.157		3.847
9/28/2021 2:54 AM	1.15		3.828
9/28/2021 3:00 AM	1.117		3.827
9/28/2021 3:06 AM	1.114		3.815
9/28/2021 3:12 AM	1.115		3.81
9/28/2021 3:18 AM	1.125		3.833
9/28/2021 3:24 AM	1.127		3.859
9/28/2021 3:30 AM	1.135		3.84

## Opacity Data Summary Report

**Company:** New York City D.E.P.  
North River Wastewater Resource Recovery Facility  
New York, NY 10031



**Data Group:** Valid Data  
**Report Name:** 3rd Quarter 2021

**Start of Report:** 7/1/2021 0:00  
**End of Report:** 9/30/2021 23:54

All Opacity Data

Date & Time	PE 1	PE 2	PE 4
	%	%	%
9/28/2021 3:36 AM	1.145		3.832
9/28/2021 3:42 AM	1.123		3.859
9/28/2021 3:48 AM	1.123		3.86
9/28/2021 3:54 AM	1.1		3.854
9/28/2021 4:00 AM	1.059		3.864
9/28/2021 4:06 AM	1.065		3.849
9/28/2021 4:12 AM	1.097		3.849
9/28/2021 4:18 AM	1.098		3.854
9/28/2021 4:24 AM	1.072		3.871
9/28/2021 4:30 AM	1.08		3.9
9/28/2021 4:36 AM	1.075		3.883
9/28/2021 4:42 AM	1.072		3.85
9/28/2021 4:48 AM	1.077		3.852
9/28/2021 4:54 AM	1.043		3.865
9/28/2021 5:00 AM	1.049		3.862
9/28/2021 5:06 AM	1.051		3.864
9/28/2021 5:12 AM	1.059		3.85
9/28/2021 5:18 AM	1.061		3.853
9/28/2021 5:24 AM	1.061		3.843
9/28/2021 5:30 AM	1.08		3.822
9/28/2021 5:36 AM	1.072		3.828
9/28/2021 5:42 AM	1.082		3.822
9/28/2021 5:48 AM	1.084		3.826
9/28/2021 5:54 AM	1.049		3.84
9/28/2021 6:00 AM	1.04		3.837
9/28/2021 6:06 AM	1.047		3.852
9/28/2021 6:12 AM	1.044		3.853
9/28/2021 6:18 AM	1.05		3.802
9/28/2021 6:24 AM	1.069		3.816
9/28/2021 6:30 AM	1.073		3.865
9/28/2021 6:36 AM	1.074		4.052
9/28/2021 6:42 AM	1.093		4.151
9/28/2021 6:48 AM	1.092		4.117
9/28/2021 6:54 AM	1.081		4.115
9/28/2021 7:00 AM	1.082		4.118
9/28/2021 7:06 AM	1.067		4.105
9/28/2021 7:12 AM	1.018		4.094
9/28/2021 7:18 AM	0.967		4.085
9/28/2021 7:24 AM	0.927		4.155
9/28/2021 7:30 AM	0.899		4.239
9/28/2021 7:36 AM	0.866		4.174
9/28/2021 7:42 AM	0.804		4.051
9/28/2021 7:48 AM	0.774		3.882
9/28/2021 7:54 AM	0.791		3.866
9/28/2021 8:00 AM	0.807		3.937
9/28/2021 8:06 AM	0.818		3.985
9/28/2021 8:12 AM	0.813		3.981
9/28/2021 8:18 AM	0.829		3.981
9/28/2021 8:24 AM	0.875		3.976
9/28/2021 8:30 AM	0.93		3.972

## Opacity Data Summary Report

**Company:** New York City D.E.P.  
North River Wastewater Resource Recovery Facility  
New York, NY 10031



**Data Group:** Valid Data  
**Report Name:** 3rd Quarter 2021

**Start of Report:** 7/1/2021 0:00  
**End of Report:** 9/30/2021 23:54

All Opacity Data

Date & Time	PE 1	PE 2	PE 4
	%	%	%
9/28/2021 8:36 AM	0.957		4.002
9/28/2021 8:42 AM	1		4.031
9/28/2021 8:48 AM	1.044		4.033
9/28/2021 8:54 AM	1.07		4.032
9/28/2021 9:00 AM	1.101		4.026
9/28/2021 9:06 AM	1.128		3.999
9/28/2021 9:12 AM	1.129		3.988
9/28/2021 9:18 AM	1.129		3.997
9/28/2021 9:24 AM	1.154		4.023
9/28/2021 9:30 AM	1.18		4.074
9/28/2021 9:36 AM	1.185		4.092
9/28/2021 9:42 AM	1.167		4.09
9/28/2021 9:48 AM	1.165		4.067
9/28/2021 9:54 AM	1.189		4.058
9/28/2021 10:00 AM	1.211		4.084
9/28/2021 10:06 AM	1.229		4.086
9/28/2021 10:12 AM	1.251		4.181
9/28/2021 10:18 AM	1.247		4.2
9/28/2021 10:24 AM	1.244		4.099
9/28/2021 10:30 AM	1.23		4.094
9/28/2021 10:36 AM	1.214		4.06
9/28/2021 10:42 AM	1.231		4.064
9/28/2021 10:48 AM	1.271		4.059
9/28/2021 10:54 AM	1.353		4.14
9/28/2021 11:00 AM	1.396		4.197
9/28/2021 11:06 AM	1.398		4.286
9/28/2021 11:12 AM	1.377		4.325
9/28/2021 11:18 AM	1.338		4.324
9/28/2021 11:24 AM	1.254		4.355
9/28/2021 11:30 AM	1.201		4.372
9/28/2021 11:36 AM	1.188		4.373
9/28/2021 11:42 AM	1.185		4.33
9/28/2021 11:48 AM	1.189		4.304
9/28/2021 11:54 AM	1.158		4.292
9/28/2021 12:00 PM	0.974		4.283
9/28/2021 12:06 PM	0.434		4.189
9/28/2021 12:12 PM	0.399		4.129
9/28/2021 12:18 PM	0.341		4.089
9/28/2021 12:24 PM	0.314		4.102
9/28/2021 12:30 PM	0.25		4.108
9/28/2021 12:36 PM	0.183		4.126
9/28/2021 12:42 PM	0.183		4.128
9/28/2021 12:48 PM	0.233		4.115
9/28/2021 12:54 PM	0.274		4.097
9/28/2021 1:00 PM	0.314		4.09
9/28/2021 1:06 PM	0.353		4.104
9/28/2021 1:12 PM	0.35		4.111
9/28/2021 1:18 PM	0.351		4.117
9/28/2021 1:24 PM	0.365		4.11
9/28/2021 1:30 PM	0.38		4.101



## Opacity Data Summary Report

**Company:** New York City D.E.P.  
North River Wastewater Resource Recovery Facility  
New York, NY 10031



**Data Group:** Valid Data  
**Report Name:** 3rd Quarter 2021

**Start of Report:** 7/1/2021 0:00  
**End of Report:** 9/30/2021 23:54

All Opacity Data

Date & Time	PE 1	PE 2	PE 4
	%	%	%
9/28/2021 1:36 PM	0.402		4.098
9/28/2021 1:42 PM	0.418		4.066
9/28/2021 1:48 PM	0.422		4.068
9/28/2021 1:54 PM	0.418		4.124
9/28/2021 2:00 PM	0.399		4.165
9/28/2021 2:06 PM	0.388		4.139
9/28/2021 2:12 PM	0.388		4.13
9/28/2021 2:18 PM	0.392		4.146
9/28/2021 2:24 PM	0.411		4.127
9/28/2021 2:30 PM	0.409		4.117
9/28/2021 2:36 PM	0.387		4.098
9/28/2021 2:42 PM	0.37		4.102
9/28/2021 2:48 PM	0.341		4.102
9/28/2021 2:54 PM	0.314		4.089
9/28/2021 3:00 PM	0.294		4.114
9/28/2021 3:06 PM	0.298		4.116
9/28/2021 3:12 PM	0.298		4.105
9/28/2021 3:18 PM	0.304		4.117
9/28/2021 3:24 PM	0.288		4.032
9/28/2021 3:30 PM	0.276		3.991
9/28/2021 3:36 PM	0.276		4.008
9/28/2021 3:42 PM	0.298		4
9/28/2021 3:48 PM	0.346		3.986
9/28/2021 3:54 PM	0.418		3.962
9/28/2021 4:00 PM	0.466		3.988
9/28/2021 4:06 PM	0.482		3.989
9/28/2021 4:12 PM	0.504		3.987
9/28/2021 4:18 PM	0.515		4.015
9/28/2021 4:24 PM	0.541		4.021
9/28/2021 4:30 PM	0.561		4.005
9/28/2021 4:36 PM	0.574		4.012
9/28/2021 4:42 PM	0.584		4.009
9/28/2021 4:48 PM	0.584		3.996
9/28/2021 4:54 PM	0.584		4.079
9/28/2021 5:00 PM	0.595		4.154
9/28/2021 5:06 PM	0.597		4.104
9/28/2021 5:12 PM	0.593		4.055
9/28/2021 5:18 PM	0.621		4.004
9/28/2021 5:24 PM	0.637		3.962
9/28/2021 5:30 PM	0.632		3.98
9/28/2021 5:36 PM	0.618		3.999
9/28/2021 5:42 PM	0.626		3.949
9/28/2021 5:48 PM	0.633		3.952
9/28/2021 5:54 PM	0.621		3.936
9/28/2021 6:00 PM	0.619		3.916
9/28/2021 6:06 PM	0.622		3.92
9/28/2021 6:12 PM	0.622		3.94
9/28/2021 6:18 PM	0.623		3.921
9/28/2021 6:24 PM	0.622		3.878
9/28/2021 6:30 PM	0.613		3.894

## Opacity Data Summary Report

**Company:** New York City D.E.P.  
North River Wastewater Resource Recovery Facility  
New York, NY 10031



**Data Group:** Valid Data  
**Report Name:** 3rd Quarter 2021

**Start of Report:** 7/1/2021 0:00  
**End of Report:** 9/30/2021 23:54

All Opacity Data

Date & Time	PE 1	PE 2	PE 4
	%	%	%
9/28/2021 6:36 PM	0.599		3.891
9/28/2021 6:42 PM	0.599		3.92
9/28/2021 6:48 PM	0.6		3.938
9/28/2021 6:54 PM	0.587		3.905
9/28/2021 7:00 PM	0.569		3.868
9/28/2021 7:06 PM	0.57		3.882
9/28/2021 7:12 PM	0.567		3.893
9/28/2021 7:18 PM	0.549		3.88
9/28/2021 7:24 PM	0.538		3.905
9/28/2021 7:30 PM	0.53		3.895
9/28/2021 7:36 PM	0.515		3.883
9/28/2021 7:42 PM	0.507		3.906
9/28/2021 7:48 PM	0.502		3.896
9/28/2021 7:54 PM	0.495		3.892
9/28/2021 8:00 PM	0.482		3.865
9/28/2021 8:06 PM	0.462		3.847
9/28/2021 8:12 PM	0.46		3.869
9/28/2021 8:18 PM	0.462		3.91
9/28/2021 8:24 PM	0.459		3.907
9/28/2021 8:30 PM	0.464		3.891
9/28/2021 8:36 PM	0.461		3.878
9/28/2021 8:42 PM	0.439		3.891
9/28/2021 8:48 PM	0.43		3.896
9/28/2021 8:54 PM	0.438		3.87
9/28/2021 9:00 PM	0.424		3.872
9/28/2021 9:06 PM	0.39		3.874
9/28/2021 9:12 PM	0.377		3.875
9/28/2021 9:18 PM	0.374		3.893
9/28/2021 9:24 PM	0.361		3.888
9/28/2021 9:30 PM	0.343		3.879
9/28/2021 9:36 PM	0.329		3.873
9/28/2021 9:42 PM	0.324		3.873
9/28/2021 9:48 PM	0.307		3.86
9/28/2021 9:54 PM	0.294		3.852
9/28/2021 10:00 PM	0.285		3.838
9/28/2021 10:06 PM	0.265		3.842
9/28/2021 10:12 PM	0.247		3.854
9/28/2021 10:18 PM	0.255		3.98
9/28/2021 10:24 PM	0.257		4.198
9/28/2021 10:30 PM	0.243		4.222
9/28/2021 10:36 PM	0.233		4.218
9/28/2021 10:42 PM	0.208		4.232
9/28/2021 10:48 PM	0.18		4.25
9/28/2021 10:54 PM	0.18		4.24
9/28/2021 11:00 PM	0.182		4.193
9/28/2021 11:06 PM	0.165		4.049
9/28/2021 11:12 PM	0.149		3.937
9/28/2021 11:18 PM	0.16		3.944
9/28/2021 11:24 PM	0.17		3.943
9/28/2021 11:30 PM	0.174		3.944

## Opacity Data Summary Report

**Company:** New York City D.E.P.  
North River Wastewater Resource Recovery Facility  
New York, NY 10031



**Data Group:** Valid Data  
**Report Name:** 3rd Quarter 2021

**Start of Report:** 7/1/2021 0:00  
**End of Report:** 9/30/2021 23:54

All Opacity Data

Date & Time	PE 1	PE 2	PE 4
	%	%	%
9/28/2021 11:36 PM	0.16		3.957
9/28/2021 11:42 PM	0.156		3.962
9/28/2021 11:48 PM	0.142		3.88
9/28/2021 11:54 PM	0.122		3.793
9/29/2021 12:00 AM	0.111		3.857
9/29/2021 12:06 AM	3.372		3.984
9/29/2021 12:12 AM	8.487		4.029
9/29/2021 12:18 AM	6.496		4.046
9/29/2021 12:24 AM	1.871		4.089
9/29/2021 12:30 AM	0.978		4.099
9/29/2021 12:36 AM	0.723		4.065
9/29/2021 12:42 AM	0.645		4.03
9/29/2021 12:48 AM	0.582		4.058
9/29/2021 12:54 AM	0.591		4.052
9/29/2021 1:00 AM	0.96		4.149
9/29/2021 1:06 AM	1.246		4.273
9/29/2021 1:12 AM	1.205		4.21
9/29/2021 1:18 AM	1.221		3.89
9/29/2021 1:24 AM	1.253		3.379
9/29/2021 1:30 AM	1.236		3.24
9/29/2021 1:36 AM	1.17		3.285
9/29/2021 1:42 AM	1.121		3.333
9/29/2021 1:48 AM	1.086		3.333
9/29/2021 1:54 AM	1.048		3.315
9/29/2021 2:00 AM	1.012		3.325
9/29/2021 2:06 AM	0.982		3.362
9/29/2021 2:12 AM	0.946		3.392
9/29/2021 2:18 AM	0.709		3.713
9/29/2021 2:24 AM	-0.214		4.107
9/29/2021 2:30 AM	-0.774		4.141
9/29/2021 2:36 AM	-0.7		4.12
9/29/2021 2:42 AM	-0.585		4.123
9/29/2021 2:48 AM	-0.519		4.145
9/29/2021 2:54 AM	-0.518		4.171
9/29/2021 3:00 AM	-0.469		4.176
9/29/2021 3:06 AM	-0.48		4.176
9/29/2021 3:12 AM	-0.432		4.182
9/29/2021 3:18 AM	-0.36		4.184
9/29/2021 3:24 AM	-0.33		4.192
9/29/2021 3:30 AM	-0.334		4.195
9/29/2021 3:36 AM	-0.313		4.202
9/29/2021 3:42 AM	-0.26		4.211
9/29/2021 3:48 AM	-0.234		4.21
9/29/2021 3:54 AM	-0.229		4.178
9/29/2021 4:00 AM	-0.236		4.171
9/29/2021 4:06 AM	-0.237		4.193
9/29/2021 4:12 AM	-0.173		4.21
9/29/2021 4:18 AM	-0.159		4.212
9/29/2021 4:24 AM	-0.173		4.204
9/29/2021 4:30 AM	-0.198		4.205

## Opacity Data Summary Report

**Company:** New York City D.E.P.  
North River Wastewater Resource Recovery Facility  
New York, NY 10031



**Data Group:** Valid Data  
**Report Name:** 3rd Quarter 2021

**Start of Report:** 7/1/2021 0:00  
**End of Report:** 9/30/2021 23:54

All Opacity Data

Date & Time	PE 1	PE 2	PE 4
	%	%	%
9/29/2021 4:36 AM	-0.175		4.212
9/29/2021 4:42 AM	-0.151		4.198
9/29/2021 4:48 AM	-0.156		4.175
9/29/2021 4:54 AM	-0.17		4.211
9/29/2021 5:00 AM	-0.156		4.209
9/29/2021 5:06 AM	-0.156		4.194
9/29/2021 5:12 AM	-0.171		4.18
9/29/2021 5:18 AM	-0.111		4.176
9/29/2021 5:24 AM	-0.065		4.176
9/29/2021 5:30 AM	-0.09		4.006
9/29/2021 5:36 AM	-0.127		3.881
9/29/2021 5:42 AM	-0.127		3.91
9/29/2021 5:48 AM	-0.125		3.92
9/29/2021 5:54 AM	-0.123		3.914
9/29/2021 6:00 AM	-0.126		3.908
9/29/2021 6:06 AM	-0.095		3.932
9/29/2021 6:12 AM	-0.058		3.937
9/29/2021 6:18 AM	-0.065		3.949
9/29/2021 6:24 AM	-0.075		4.148
9/29/2021 6:30 AM	-0.107		4.302
9/29/2021 6:36 AM	-0.094		4.274
9/29/2021 6:42 AM	-0.064		4.253
9/29/2021 6:48 AM	-0.059		4.239
9/29/2021 6:54 AM	-0.036		4.228
9/29/2021 7:00 AM	-0.057		4.235
9/29/2021 7:06 AM	-0.111		4.228
9/29/2021 7:12 AM	-0.169		4.225
9/29/2021 7:18 AM	-0.212		4.25
9/29/2021 7:24 AM	-0.208		4.236
9/29/2021 7:30 AM	-0.162		4.227
9/29/2021 7:36 AM	-0.147		4.215
9/29/2021 7:42 AM	-0.114		4.226
9/29/2021 7:48 AM	-0.063		4.25
9/29/2021 7:54 AM	-0.015		4.242
9/29/2021 8:00 AM	0.041		4.233
9/29/2021 8:06 AM	0.113		4.231
9/29/2021 8:12 AM	0.128		4.229
9/29/2021 8:18 AM	0.147		4.207
9/29/2021 8:24 AM	0.17		4.187
9/29/2021 8:30 AM	0.202		4.195
9/29/2021 8:36 AM	0.219		4.192
9/29/2021 8:42 AM	0.191		4.183
9/29/2021 8:48 AM	0.146		4.204
9/29/2021 8:54 AM	0.143		4.191
9/29/2021 9:00 AM	0.123		4.181
9/29/2021 9:06 AM	0.098		4.187
9/29/2021 9:12 AM	0.057		4.21
9/29/2021 9:18 AM	0.048		4.235
9/29/2021 9:24 AM	0.056		4.245
9/29/2021 9:30 AM	0.04		4.22

## Opacity Data Summary Report

**Company:** New York City D.E.P.  
North River Wastewater Resource Recovery Facility  
New York, NY 10031



**Data Group:** Valid Data  
**Report Name:** 3rd Quarter 2021

**Start of Report:** 7/1/2021 0:00  
**End of Report:** 9/30/2021 23:54

All Opacity Data

Date & Time	PE 1	PE 2	PE 4
	%	%	%
9/29/2021 9:36 AM	0.002		4.188
9/29/2021 9:42 AM	---		---
9/29/2021 9:48 AM	---		---
9/29/2021 9:54 AM	---		---
9/29/2021 10:00 AM	---		---
9/29/2021 10:06 AM	---		---
9/29/2021 10:12 AM	---		---
9/29/2021 10:18 AM	---		---
9/29/2021 10:24 AM	---		---
9/29/2021 10:30 AM	0.115		4.211
9/29/2021 10:36 AM	0.093		4.183
9/29/2021 10:42 AM	0.097		4.196
9/29/2021 10:48 AM	0.072		4.198
9/29/2021 10:54 AM	0.052		4.19
9/29/2021 11:00 AM	0.079		4.214
9/29/2021 11:06 AM	0.088		4.137
9/29/2021 11:12 AM	0.126		3.939
9/29/2021 11:18 AM	0.133		3.877
9/29/2021 11:24 AM	0.124		3.915
9/29/2021 11:30 AM	0.148		3.937
9/29/2021 11:36 AM	0.178		3.933
9/29/2021 11:42 AM	0.185		3.884
9/29/2021 11:48 AM	0.183		3.899
9/29/2021 11:54 AM	0.131		3.915
9/29/2021 12:00 PM	0.091		3.932
9/29/2021 12:06 PM	0.198		3.992
9/29/2021 12:12 PM	0.236		4.009
9/29/2021 12:18 PM	0.256		4.006
9/29/2021 12:24 PM	0.298		4.02
9/29/2021 12:30 PM	0.351		4.049
9/29/2021 12:36 PM	0.388		4.044
9/29/2021 12:42 PM	0.449		4.02
9/29/2021 12:48 PM	0.467		4.034
9/29/2021 12:54 PM	0.492		4.033
9/29/2021 1:00 PM	0.487		4.011
9/29/2021 1:06 PM	0.469		4.011
9/29/2021 1:12 PM	0.469		4.035
9/29/2021 1:18 PM	0.466		4.051
9/29/2021 1:24 PM	0.464		4.037
9/29/2021 1:30 PM	0.458		4.193
9/29/2021 1:36 PM	0.442		4.294
9/29/2021 1:42 PM	0.421		4.265
9/29/2021 1:48 PM	0.408		4.228
9/29/2021 1:54 PM	0.412		4.221
9/29/2021 2:00 PM	0.399		4.24
9/29/2021 2:06 PM	0.383		4.247
9/29/2021 2:12 PM	0.406		4.239
9/29/2021 2:18 PM	0.403		4.226
9/29/2021 2:24 PM	0.397		4.212
9/29/2021 2:30 PM	0.401		4.203

## Opacity Data Summary Report

**Company:** New York City D.E.P.  
North River Wastewater Resource Recovery Facility  
New York, NY 10031



**Data Group:** Valid Data  
**Report Name:** 3rd Quarter 2021

**Start of Report:** 7/1/2021 0:00  
**End of Report:** 9/30/2021 23:54

All Opacity Data

Date & Time	PE 1	PE 2	PE 4
	%	%	%
9/29/2021 2:36 PM	0.409		4.2
9/29/2021 2:42 PM	0.42		4.197
9/29/2021 2:48 PM	0.428		4.189
9/29/2021 2:54 PM	0.446		4.202
9/29/2021 3:00 PM	0.447		4.217
9/29/2021 3:06 PM	0.467		4.226
9/29/2021 3:12 PM	0.464		4.228
9/29/2021 3:18 PM	0.466		4.221
9/29/2021 3:24 PM	0.476		4.239
9/29/2021 3:30 PM	0.467		4.267
9/29/2021 3:36 PM	0.446		4.26
9/29/2021 3:42 PM	0.447		4.221
9/29/2021 3:48 PM	0.461		4.21
9/29/2021 3:54 PM	0.437		4.223
9/29/2021 4:00 PM	0.434		4.23
9/29/2021 4:06 PM	---		---
9/29/2021 4:12 PM	0.397		4.3
9/29/2021 4:18 PM	0.4		4.305
9/29/2021 4:24 PM	0.432		4.318
9/29/2021 4:30 PM	0.442		4.355
9/29/2021 4:36 PM	0.429		4.324
9/29/2021 4:42 PM	0.421		4.288
9/29/2021 4:48 PM	0.427		4.294
9/29/2021 4:54 PM	0.428		4.275
9/29/2021 5:00 PM	0.412		4.272
9/29/2021 5:06 PM	0.417		4.277
9/29/2021 5:12 PM	0.449		4.291
9/29/2021 5:18 PM	0.471		4.284
9/29/2021 5:24 PM	0.502		4.261
9/29/2021 5:30 PM	0.525		4.279
9/29/2021 5:36 PM	0.502		4.308
9/29/2021 5:42 PM	0.496		4.338
9/29/2021 5:48 PM	0.522		4.313
9/29/2021 5:54 PM	0.536		4.296
9/29/2021 6:00 PM	0.54		4.312
9/29/2021 6:06 PM	0.528		4.306
9/29/2021 6:12 PM	0.533		4.306
9/29/2021 6:18 PM	0.549		4.317
9/29/2021 6:24 PM	0.546		4.288
9/29/2021 6:30 PM	0.548		4.304
9/29/2021 6:36 PM	0.563		4.351
9/29/2021 6:42 PM	0.569		4.372
9/29/2021 6:48 PM	0.565		4.395
9/29/2021 6:54 PM	0.546		4.4
9/29/2021 7:00 PM	0.533		4.405
9/29/2021 7:06 PM	0.521		4.434
9/29/2021 7:12 PM	0.54		4.433
9/29/2021 7:18 PM	0.526		4.43
9/29/2021 7:24 PM	0.504		4.42
9/29/2021 7:30 PM	0.514		4.414

## Opacity Data Summary Report

**Company:** New York City D.E.P.  
North River Wastewater Resource Recovery Facility  
New York, NY 10031



**Data Group:** Valid Data  
**Report Name:** 3rd Quarter 2021

**Start of Report:** 7/1/2021 0:00  
**End of Report:** 9/30/2021 23:54

All Opacity Data

Date & Time	PE 1	PE 2	PE 4
	%	%	%
9/29/2021 7:36 PM	0.523		4.428
9/29/2021 7:42 PM	0.494		4.434
9/29/2021 7:48 PM	0.496		4.419
9/29/2021 7:54 PM	0.511		4.408
9/29/2021 8:00 PM	0.506		4.404
9/29/2021 8:06 PM	0.508		4.414
9/29/2021 8:12 PM	0.505		4.421
9/29/2021 8:18 PM	0.493		4.408
9/29/2021 8:24 PM	0.498		4.405
9/29/2021 8:30 PM	0.502		4.407
9/29/2021 8:36 PM	0.504		4.406
9/29/2021 8:42 PM	0.508		4.418
9/29/2021 8:48 PM	0.508		4.421
9/29/2021 8:54 PM	0.49		4.395
9/29/2021 9:00 PM	0.488		4.404
9/29/2021 9:06 PM	0.485		4.415
9/29/2021 9:12 PM	0.482		4.419
9/29/2021 9:18 PM	0.489		4.434
9/29/2021 9:24 PM	0.48		4.415
9/29/2021 9:30 PM	0.477		4.413
9/29/2021 9:36 PM	0.488		4.414
9/29/2021 9:42 PM	0.474		4.405
9/29/2021 9:48 PM	0.459		4.409
9/29/2021 9:54 PM	0.477		4.408
9/29/2021 10:00 PM	0.478		4.413
9/29/2021 10:06 PM	0.461		4.428
9/29/2021 10:12 PM	0.443		4.432
9/29/2021 10:18 PM	0.441		4.441
9/29/2021 10:24 PM	0.439		4.438
9/29/2021 10:30 PM	0.445		4.446
9/29/2021 10:36 PM	0.454		4.468
9/29/2021 10:42 PM	0.442		4.467
9/29/2021 10:48 PM	0.441		4.476
9/29/2021 10:54 PM	0.436		4.473
9/29/2021 11:00 PM	0.433		4.467
9/29/2021 11:06 PM	0.432		4.445
9/29/2021 11:12 PM	0.436		4.444
9/29/2021 11:18 PM	0.417		4.437
9/29/2021 11:24 PM	0.425		4.45
9/29/2021 11:30 PM	0.445		4.485
9/29/2021 11:36 PM	0.458		4.496
9/29/2021 11:42 PM	0.446		4.482
9/29/2021 11:48 PM	0.43		4.446
9/29/2021 11:54 PM	0.416		4.461
9/30/2021 12:00 AM	0.416		4.493
9/30/2021 12:06 AM	0.425		4.479
9/30/2021 12:12 AM	0.429		4.454
9/30/2021 12:18 AM	0.435		4.38
9/30/2021 12:24 AM	0.419		4.135
9/30/2021 12:30 AM	0.408		3.938

## Opacity Data Summary Report

**Company:** New York City D.E.P.  
North River Wastewater Resource Recovery Facility  
New York, NY 10031



**Data Group:** Valid Data  
**Report Name:** 3rd Quarter 2021

**Start of Report:** 7/1/2021 0:00  
**End of Report:** 9/30/2021 23:54

All Opacity Data

Date & Time	PE 1	PE 2	PE 4
	%	%	%
9/30/2021 12:36 AM	0.407		3.925
9/30/2021 12:42 AM	0.391		3.947
9/30/2021 12:48 AM	0.399		3.948
9/30/2021 12:54 AM	0.415		3.963
9/30/2021 1:00 AM	0.427		3.976
9/30/2021 1:06 AM	0.41		3.987
9/30/2021 1:12 AM	0.411		4.008
9/30/2021 1:18 AM	0.398		4.008
9/30/2021 1:24 AM	0.38		3.977
9/30/2021 1:30 AM	0.372		3.969
9/30/2021 1:36 AM	0.357		3.981
9/30/2021 1:42 AM	0.362		3.965
9/30/2021 1:48 AM	0.355		3.954
9/30/2021 1:54 AM	0.348		3.974
9/30/2021 2:00 AM	0.358		3.985
9/30/2021 2:06 AM	0.347		3.989
9/30/2021 2:12 AM	0.335		3.983
9/30/2021 2:18 AM	0.352		3.952
9/30/2021 2:24 AM	0.35		3.933
9/30/2021 2:30 AM	0.338		3.937
9/30/2021 2:36 AM	0.331		3.912
9/30/2021 2:42 AM	0.348		3.906
9/30/2021 2:48 AM	0.351		3.949
9/30/2021 2:54 AM	0.33		3.953
9/30/2021 3:00 AM	0.318		3.927
9/30/2021 3:06 AM	0.318		3.907
9/30/2021 3:12 AM	0.319		3.896
9/30/2021 3:18 AM	0.313		3.926
9/30/2021 3:24 AM	0.32		3.926
9/30/2021 3:30 AM	0.318		3.925
9/30/2021 3:36 AM	0.322		3.948
9/30/2021 3:42 AM	0.328		3.932
9/30/2021 3:48 AM	0.312		3.907
9/30/2021 3:54 AM	0.312		3.913
9/30/2021 4:00 AM	0.297		3.932
9/30/2021 4:06 AM	0.296		3.963
9/30/2021 4:12 AM	0.304		3.97
9/30/2021 4:18 AM	0.295		3.958
9/30/2021 4:24 AM	0.297		3.91
9/30/2021 4:30 AM	0.297		3.908
9/30/2021 4:36 AM	0.28		3.92
9/30/2021 4:42 AM	0.269		3.939
9/30/2021 4:48 AM	0.265		3.922
9/30/2021 4:54 AM	0.262		3.937
9/30/2021 5:00 AM	0.259		3.942
9/30/2021 5:06 AM	0.247		3.925
9/30/2021 5:12 AM	0.244		3.91
9/30/2021 5:18 AM	0.238		3.916
9/30/2021 5:24 AM	0.219		3.907
9/30/2021 5:30 AM	0.213		3.913



## Opacity Data Summary Report

**Company:** New York City D.E.P.  
North River Wastewater Resource Recovery Facility  
New York, NY 10031



**Data Group:** Valid Data  
**Report Name:** 3rd Quarter 2021

**Start of Report:** 7/1/2021 0:00  
**End of Report:** 9/30/2021 23:54

All Opacity Data

Date & Time	PE 1	PE 2	PE 4
	%	%	%
9/30/2021 5:36 AM	0.198		3.9
9/30/2021 5:42 AM	0.187		3.91
9/30/2021 5:48 AM	0.195		3.918
9/30/2021 5:54 AM	0.196		3.92
9/30/2021 6:00 AM	0.187		3.943
9/30/2021 6:06 AM	0.194		3.943
9/30/2021 6:12 AM	0.19		3.937
9/30/2021 6:18 AM	0.183		3.964
9/30/2021 6:24 AM	0.181		4.18
9/30/2021 6:30 AM	0.18		4.441
9/30/2021 6:36 AM	0.176		4.443
9/30/2021 6:42 AM	0.175		4.359
9/30/2021 6:48 AM	0.171		4.342
9/30/2021 6:54 AM	0.178		4.351
9/30/2021 7:00 AM	0.153		4.345
9/30/2021 7:06 AM	0.11		4.336
9/30/2021 7:12 AM	0.072		4.353
9/30/2021 7:18 AM	0.023		4.332
9/30/2021 7:24 AM	-0.034		4.33
9/30/2021 7:30 AM	-0.063		4.334
9/30/2021 7:36 AM	-0.043		4.314
9/30/2021 7:42 AM	-0.016		4.312
9/30/2021 7:48 AM	0.001		4.318
9/30/2021 7:54 AM	0.019		4.341
9/30/2021 8:00 AM	0.035		4.345
9/30/2021 8:06 AM	0.032		4.327
9/30/2021 8:12 AM	0.031		4.338
9/30/2021 8:18 AM	0.029		4.338
9/30/2021 8:24 AM	0.031		4.352
9/30/2021 8:30 AM	0.027		4.36
9/30/2021 8:36 AM	0.023		4.371
9/30/2021 8:42 AM	0.036		4.372
9/30/2021 8:48 AM	0.031		4.375
9/30/2021 8:54 AM	0.017		4.349
9/30/2021 9:00 AM	-0.006		4.223
9/30/2021 9:06 AM	0.006		4.056
9/30/2021 9:12 AM	0.036		4.059
9/30/2021 9:18 AM	0.061		4.094
9/30/2021 9:24 AM	0.084		4.118
9/30/2021 9:30 AM	0.104		4.112
9/30/2021 9:36 AM	0.111		4.07
9/30/2021 9:42 AM	0.113		4.033
9/30/2021 9:48 AM	0.122		4.027
9/30/2021 9:54 AM	0.119		4.046
9/30/2021 10:00 AM	0.127		4.037
9/30/2021 10:06 AM	0.141		4.039
9/30/2021 10:12 AM	0.142		4.043
9/30/2021 10:18 AM	0.144		4.053
9/30/2021 10:24 AM	0.158		4.052
9/30/2021 10:30 AM	0.17		4.023

## Opacity Data Summary Report

**Company:** New York City D.E.P.  
North River Wastewater Resource Recovery Facility  
New York, NY 10031



**Data Group:** Valid Data  
**Report Name:** 3rd Quarter 2021

**Start of Report:** 7/1/2021 0:00  
**End of Report:** 9/30/2021 23:54

All Opacity Data

Date & Time	PE 1	PE 2	PE 4
	%	%	%
9/30/2021 10:36 AM	0.174		4.015
9/30/2021 10:42 AM	0.183		4.027
9/30/2021 10:48 AM	0.186		4.045
9/30/2021 10:54 AM	0.165		4.028
9/30/2021 11:00 AM	0.113		4.017
9/30/2021 11:06 AM	0.099		4.021
9/30/2021 11:12 AM	0.1		4.013
9/30/2021 11:18 AM	0.07		4.008
9/30/2021 11:24 AM	0.041		4.009
9/30/2021 11:30 AM	0.063		4.019
9/30/2021 11:36 AM	0.094		4.022
9/30/2021 11:42 AM	0.088		4.029
9/30/2021 11:48 AM	0.077		4.03
9/30/2021 11:54 AM	0.081		4.035
9/30/2021 12:00 PM	0.055		4.019
9/30/2021 12:06 PM	0.015		4.004
9/30/2021 12:12 PM	0.046		4.031
9/30/2021 12:18 PM	0.08		4.052
9/30/2021 12:24 PM	0.105		4.047
9/30/2021 12:30 PM	0.135		4.035
9/30/2021 12:36 PM	0.146		4.025
9/30/2021 12:42 PM	0.143		4.037
9/30/2021 12:48 PM	0.131		4.005
9/30/2021 12:54 PM	0.106		3.998
9/30/2021 1:00 PM	0.109		4.007
9/30/2021 1:06 PM	0.135		3.98
9/30/2021 1:12 PM	0.152		3.989
9/30/2021 1:18 PM	0.14		4.002
9/30/2021 1:24 PM	0.128		3.986
9/30/2021 1:30 PM	0.149		3.975
9/30/2021 1:36 PM	0.173		3.973
9/30/2021 1:42 PM	0.201		3.977
9/30/2021 1:48 PM	0.226		3.964
9/30/2021 1:54 PM	0.24		3.962
9/30/2021 2:00 PM	0.244		3.988
9/30/2021 2:06 PM	0.241		3.979
9/30/2021 2:12 PM	0.249		3.967
9/30/2021 2:18 PM	0.255		3.985
9/30/2021 2:24 PM	0.253		3.965
9/30/2021 2:30 PM	0.245		3.962
9/30/2021 2:36 PM	0.235		4.007
9/30/2021 2:42 PM	0.227		4.064
9/30/2021 2:48 PM	0.22		4.076
9/30/2021 2:54 PM	0.234		4.042
9/30/2021 3:00 PM	0.236		4.008
9/30/2021 3:06 PM	0.242		4.031
9/30/2021 3:12 PM	0.255		4.039
9/30/2021 3:18 PM	0.264		4.043
9/30/2021 3:24 PM	0.272		4.012
9/30/2021 3:30 PM	0.274		4.007

## Opacity Data Summary Report

**Company:** New York City D.E.P.  
North River Wastewater Resource Recovery Facility  
New York, NY 10031



**Data Group:** Valid Data  
**Report Name:** 3rd Quarter 2021

**Start of Report:** 7/1/2021 0:00  
**End of Report:** 9/30/2021 23:54

All Opacity Data

Date & Time	PE 1	PE 2	PE 4
	%	%	%
9/30/2021 3:36 PM	0.276		4.032
9/30/2021 3:42 PM	0.265		4.048
9/30/2021 3:48 PM	0.241		4.025
9/30/2021 3:54 PM	0.234		4.027
9/30/2021 4:00 PM	0.236		4.051
9/30/2021 4:06 PM	0.215		4.236
9/30/2021 4:12 PM	0.178		4.381
9/30/2021 4:18 PM	0.164		4.376
9/30/2021 4:24 PM	0.17		4.324
9/30/2021 4:30 PM	0.188		4.303
9/30/2021 4:36 PM	0.215		4.349
9/30/2021 4:42 PM	0.224		4.322
9/30/2021 4:48 PM	0.235		4.292
9/30/2021 4:54 PM	0.255		4.288
9/30/2021 5:00 PM	0.269		4.293
9/30/2021 5:06 PM	0.273		4.29
9/30/2021 5:12 PM	0.275		4.309
9/30/2021 5:18 PM	0.271		4.326
9/30/2021 5:24 PM	0.28		4.324
9/30/2021 5:30 PM	0.285		4.32
9/30/2021 5:36 PM	0.29		4.317
9/30/2021 5:42 PM	0.297		4.297
9/30/2021 5:48 PM	0.289		4.293
9/30/2021 5:54 PM	0.295		4.295
9/30/2021 6:00 PM	0.306		4.279
9/30/2021 6:06 PM	0.307		4.282
9/30/2021 6:12 PM	0.313		4.299
9/30/2021 6:18 PM	0.324		4.312
9/30/2021 6:24 PM	0.322		4.306
9/30/2021 6:30 PM	0.328		4.292
9/30/2021 6:36 PM	0.338		4.263
9/30/2021 6:42 PM	0.34		4.273
9/30/2021 6:48 PM	0.34		4.281
9/30/2021 6:54 PM	0.347		4.265
9/30/2021 7:00 PM	0.347		4.277
9/30/2021 7:06 PM	0.349		4.287
9/30/2021 7:12 PM	0.346		4.268
9/30/2021 7:18 PM	0.339		4.287
9/30/2021 7:24 PM	0.348		4.314
9/30/2021 7:30 PM	0.35		4.292
9/30/2021 7:36 PM	0.346		4.137
9/30/2021 7:42 PM	0.337		4.023
9/30/2021 7:48 PM	0.336		4.032
9/30/2021 7:54 PM	0.338		4.056
9/30/2021 8:00 PM	0.332		4.066
9/30/2021 8:06 PM	0.335		4.067
9/30/2021 8:12 PM	0.334		4.072
9/30/2021 8:18 PM	0.332		4.056
9/30/2021 8:24 PM	0.333		4.034
9/30/2021 8:30 PM	0.321		4.02

## Opacity Data Summary Report

**Company:** New York City D.E.P.  
North River Wastewater Resource Recovery Facility  
New York, NY 10031



**Data Group:** Valid Data  
**Report Name:** 3rd Quarter 2021

**Start of Report:** 7/1/2021 0:00  
**End of Report:** 9/30/2021 23:54

All Opacity Data

Date & Time	PE 1	PE 2	PE 4
	%	%	%
9/30/2021 8:36 PM	0.301		4.035
9/30/2021 8:42 PM	0.297		4.061
9/30/2021 8:48 PM	0.3		4.074
9/30/2021 8:54 PM	0.293		4.082
9/30/2021 9:00 PM	0.281		4.081
9/30/2021 9:06 PM	0.278		4.125
9/30/2021 9:12 PM	0.28		4.122
9/30/2021 9:18 PM	0.28		4.086
9/30/2021 9:24 PM	0.274		4.091
9/30/2021 9:30 PM	0.262		4.089
9/30/2021 9:36 PM	0.261		4.09
9/30/2021 9:42 PM	0.257		4.069
9/30/2021 9:48 PM	0.239		4.071
9/30/2021 9:54 PM	0.226		4.08
9/30/2021 10:00 PM	0.232		4.101
9/30/2021 10:06 PM	0.237		4.155
9/30/2021 10:12 PM	0.232		4.157
9/30/2021 10:18 PM	0.232		4.147
9/30/2021 10:24 PM	0.233		4.15
9/30/2021 10:30 PM	0.23		4.141
9/30/2021 10:36 PM	0.233		4.134
9/30/2021 10:42 PM	0.226		4.137
9/30/2021 10:48 PM	0.226		4.121
9/30/2021 10:54 PM	0.234		4.113
9/30/2021 11:00 PM	0.231		4.111
9/30/2021 11:06 PM	0.219		4.122
9/30/2021 11:12 PM	0.218		4.143
9/30/2021 11:18 PM	0.219		4.121
9/30/2021 11:24 PM	0.211		4.109
9/30/2021 11:30 PM	0.208		4.099
9/30/2021 11:36 PM	0.198		4.125
9/30/2021 11:42 PM	0.183		4.137
9/30/2021 11:48 PM	0.175		4.134
9/30/2021 11:54 PM	0.167		4.141

Minimum	-2.0	0.4	0.7
MinDate	8/24/2021	7/2/2021	7/3/2021
MinTime	12:36 AM	10:24 AM	11:12 PM
Maximum	38.4	57.3	15.3
MaxDate	7/17/2021	7/2/2021	9/20/2021
MaxTime	7:00 AM	8:30 AM	11:36 AM
Avg	0.5	4.2	3.2
Num	20281	6232	20552
Data [% Valid]	91.9%	99.9%	93.1%
Operations and Maintenance	0.1%	0.1%	0.1%
Exceedances	10	4	0

**APPENDIX D**  
**QUATERLY AUDIT DATA**



OPACITY-QUARTERLY  
CALIBRATION ERROR TEST

Person Conducting Test:		Rhine Almonacy		Analyzer Manufacturer:		AMETEK				
Company		New York City D.E.P.		Unit		PE1				
Date		9/20/2021		Serial Number:		22248563				
Monitor Pathlength, L1		in.		Emission Outlet Pathlength, L2						
Monitoring System Output Path Length Corrected?		No		X		No				
						Taper Ratio: 1.000				
Actual Neutral: Density				Opacity %						
Low Range				18.10						
Mid Range				25.80						
High Range				44.60						
Path Adjusted: Density				Opacity %						
Low Range				18.10						
Mid Range				25.80						
High Range				44.60						
Run Number	Time/Date 9/20/2021	Calibration filter Value (Path adjusted Percent Opacity)			Instrument Reading (Opacity), %		Arithmetic Difference (Opacity) percent			
							Low	Mid	High	
1-Low	12:19		18.10	%	18.34	%	-0.24			
2-Mid	12:23		25.80	%	25.77	%		0.03		
3-High	12:27		44.60	%	44.78	%			-0.18	
4-Low	12:31		18.10	%	18.28	%	-0.18			
5-Mid	12:34		25.80	%	25.81	%		-0.01		
6-High	12:37		44.60	%	44.74	%			-0.14	
7-Low	12:40		18.10	%	18.28	%	-0.18			
8-Mid	12:43		25.80	%	25.84	%		-0.04		
9-High	12:46		44.60	%	44.85	%			-0.25	
10-Low	12:49		18.10	%	18.25	%	-0.15			
11-Mid	12:52		25.80	%	25.80	%		0.00		
12-High	12:55		44.60	%	44.77	%			-0.17	
13-Low	12:58		18.10	%	18.28	%	-0.18			
14-Mid	13:01		25.80	%	25.83	%		-0.03		
15-High	13:04		44.60	%	44.74	%			-0.14	
Arithmetic Mean (Equation 1-2) X										
							X	0.186	0.01	0.176
Confidence Coefficient (Equation 1-4) CC								0.041	0.034	0.056
Calibration Error X + CC								0.227	0.044	0.232

OPACITY-QUARTERLY  
CALIBRATION ERROR TEST

Person Conducting Test:		Rhine Almonacy		Analyzer Manufacturer:		AMETEK				
Company	New York City D.E.P.			Unit	PE4					
Date	9/20/2021			Serial Number:	22248863					
Monitor Pathlength, L1				in.		Emission Outlet Pathlength, L2				
Monitoring System Output Path Length Corrected?				No	X	No	Taper Ratio: 1.000			
Actual Neutral: Density				Opacity %		Path Adjusted: Density		Opacity %		
Low Range				18.10		Low Range		18.10		
Mid Range				25.80		Mid Range		25.80		
High Range				44.60		High Range		44.60		
Run Number	Time/Date 9/20/2021	Calibration filter Value (Path adjusted Percent Opacity)			Instrument Reading (Opacity), %		Arithmetic Difference (Opacity) percent			
							Low	Mid	High	
1-Low	11:11		18.10	%	17.80	%	0.30			
2-Mid	11:15		25.80	%	25.94	%		-0.14		
3-High	11:21		44.60	%	44.89	%			-0.29	
4-Low	11:25		18.10	%	18.10	%	0.00			
5-Mid	11:28		25.80	%	25.85	%		-0.05		
6-High	11:31		44.60	%	44.87	%			-0.27	
7-Low	11:34		2:24	%	18.09	%	0.01			
8-Mid	11:37		25.80	%	25.86	%		-0.06		
9-High	11:40		44.60	%	44.88	%			-0.28	
10-Low	11:43		18.10	%	18.11	%	-0.01			
11-Mid	11:46		25.80	%	25.88	%		-0.08		
12-High	11:49		44.60	%	44.90	%			-0.30	
13-Low	11:52		18.10	%	18.15	%	-0.05			
14-Mid	11:55		25.80	%	25.91	%		-0.11		
15-High	11:58		44.60	%	45.00	%			-0.4	
Arithmetic Mean (Equation 1-2) X										
							X	0.05	0.088	0.308
							Confidence Coefficient (Equation 1-4) CC	0.176	0.046	0.065
Calibration Error X + CC							0.226	0.134	0.373	

**APPENDIX E**  
**WEEKLY MAINTENANCE**







**APPENDIX F**

**NEUTRAL DENSITY AUDIT FILTERS CERTIFICATION**



# CAL CHECK

11600 Black Horse Run, Raleigh, North Carolina 27613 Phone (919) 847-1898 FAX (919) 847-8005

## REPORT OF CERTIFICATION OF NEUTRAL DENSITY AUDIT FILTERS

Report prepared for: **Louis Berger Group**

Date of Filter Certification: **August 25, 2021**

Date of Filter Expiration: **August 24, 2022**

Monitor Make/Model: **Land 4500 MKII**

Audit Device/Filter Slot Angle of Incidence: **5 Degrees**  
Path-Length Correction: **0.500 (Straight Stack)**

**Table 1-1: Individual Filter Certification Data**

Serial Number	Opacity Value (%)	Transmittance (%)	Optical Density	Previous Opacity (%)	Change in Opacity (%)	Accuracy (%)
ZH64	18.1	81.9	0.0869	18.0	0.1	± 0.5
ZH65	25.8	74.2	0.1295	25.6	0.2	± 0.5
ZH66	44.6	55.4	0.2564	44.5	0.1	± 0.5

**Table 1-2: Individual Filter Certification Data @ 525 nM**

Serial Number	Opacity Value (%)	Transmittance (%)	Optical Density
ZH64	18.3	81.7	0.0878
ZH65	26.2	73.8	0.1319
ZH66	45.2	54.8	0.2612

  
Eileen Rosenquest  
Instrument Operator

**\*\*See second page for Instrument Information and Details of Certification\*\***

*"Your Clear Choice for Opacity Monitor On-Stack Testing"*  
Visit us on the web at [www.calcheck.com](http://www.calcheck.com)



printed on recycled paper

# CAL CHECK

## REPORT OF CERTIFICATION OF NEUTRAL DENSITY AUDIT FILTERS(Cont.)

Report prepared for: **Louis Berger Group**

- **Calibration of Spectrophotometer**

**Instrument:**

Spectrophotometer: Varian Cary 50 Serial Number: EL0309-7553

Testing Range: 380nm to 780nm

**SRM Reference Material:**

Calibration Filters: NIST 930D SRM Serial No's: 90-CALCK: 30-1505; 20-1505; 10-1505

Date of SRM Certification: 02/02/21 Laboratory Environment: 72 deg F +/- 4 deg F

- **Description of Certification**

Cal Check certifies filters per 40 CFR Part 60, Appendix B, "Performance Specification 1", section 7.1.2. Opacity values are determined and assigned to each filter by use of a laboratory-based spectrophotometer exceeding the specifications set forth in section 6.3 of Performance Specification 1, and certified accurate daily using National Institute of Standards and Technology (NIST) 930D Standard Reference Materials (SRM).

Each opacity audit filter is placed into the sample chamber at an angle equal to the corresponding opacity monitors' audit device or filter slot. Once positioned, each filter is analyzed (or scanned) from 380nm to 780nm, rotated 90 degrees in the plane of the glass surface and analyzed again from 380nm to 780nm. Once all the data has been accumulated, averaged transmission values at 10nm intervals are multiplied by the corresponding weighting factor as specified in Table 1-1 of Performance Specification 1 to obtain the 'Source C Human Eye Response' transmittance. From this value, the single-pass opacity value and optical density value is determined and assigned to the filter.

For newer opacity monitors that employ monochromatic light sources, such as LED's or laser's, and installed after the promulgation of the latest version of Performance Specification 1, Section 7.6 (i.e., those installed and certified after April 9, 2001), the determination of filter opacity can be determined from the operating range of said light source. This provision was established in Performance Specification 1 to account for different types of neutral density glass used for certification of monochromatic light source-based monitors.

  
\_\_\_\_\_  
**Eileen Rosenquest**  
Instrument Operator

