

DAILY REPORT

5/18/2020

(Data from Sunday, May 17, 2020)

SINGLE ADULTS	
Drop-in Center Clients Served	521
Drop-in Center Overnight Census	159
Faith Bed Census	40
Outreach Contacts	292
Outreach Placements	77
Safe Haven Utilization	1011
Veterans In Short-term Housing	229
Criminal Justice Short-term Housing	125

FAMILY INTAKE	
Families Requesting Temporary Housing at PATH	52
Adult Families Requesting Temporary Housing at AFIC	11
Families Placed in Overnight Accommodations	0
Families w/children at PATH Overnight (pre 10PM)	0

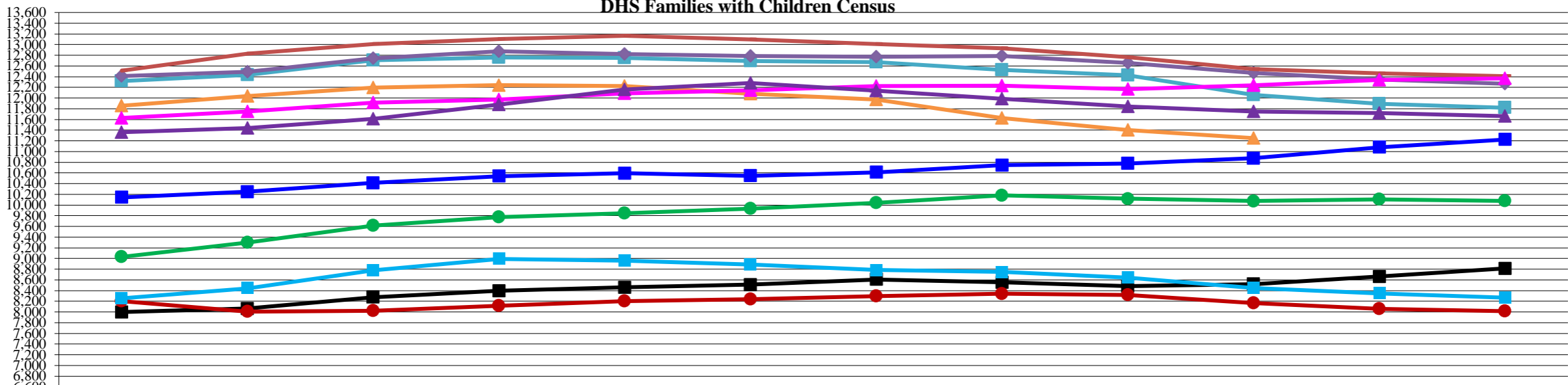
TOTAL SHELTER CENSUS	
Adults	36,937
Children	19,574
Total Individuals	56,511

SINGLE ADULT SHELTER CENSUS	
Men	12,815
Women	4,504
Total Single Adults	17,319

FAMILIES WITH CHILDREN CENSUS	
Families	10,948
Adults	14,669
Children	19,574
Individuals	34,243

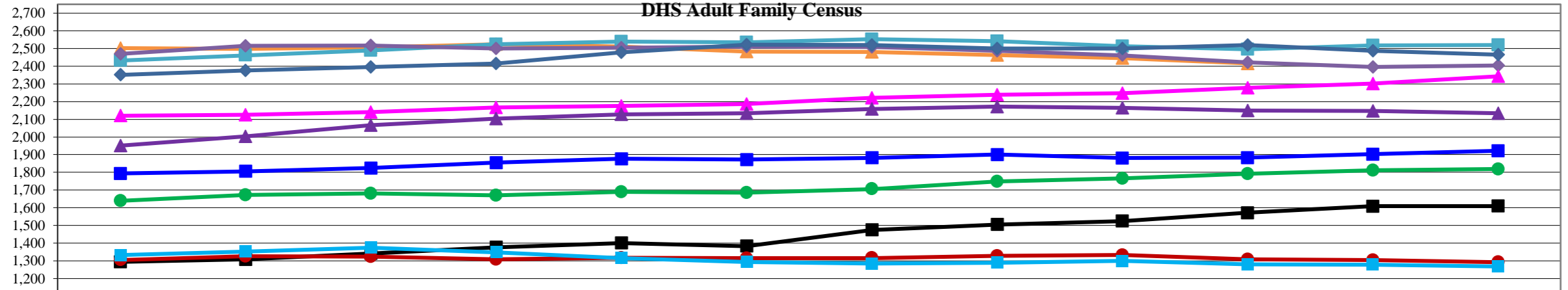
ADULT FAMILIES CENSUS	
Families	2,342
Individuals (Adults)	4,949

DHS Families with Children Census



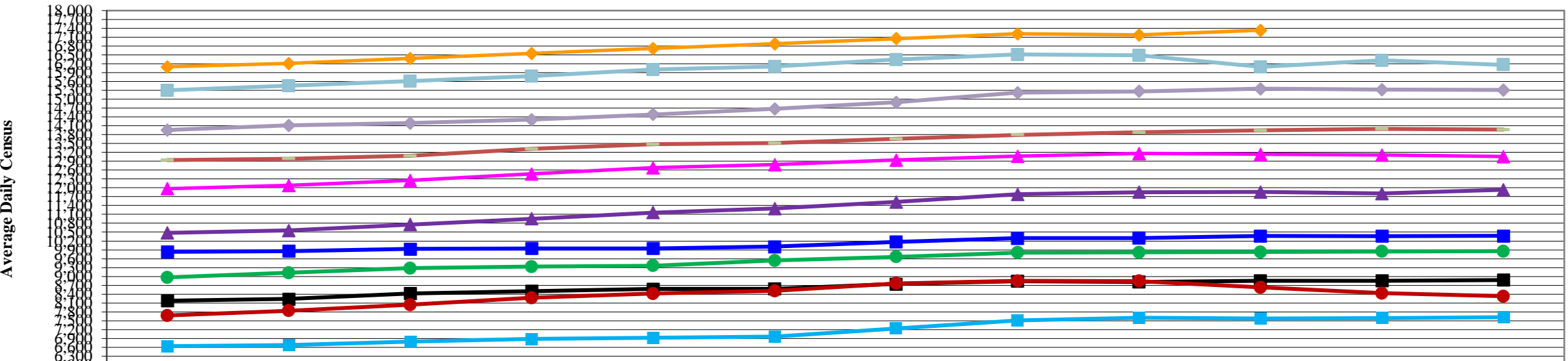
	July	Aug	Sept	Oct	Nov	Dec	Jan	Feb	Mar	Apr	May	June
FY 20	11,858	12,037	12,195	12,242	12,224	12,082	11,970	11,623	11,405	11,250		
FY 19	12,316	12,436	12,709	12,759	12,752	12,691	12,671	12,529	12,427	12,061	11,893	11,818
FY 18	12,412	12,489	12,741	12,874	12,820	12,788	12,773	12,789	12,657	12,469	12,345	12,267
FY 17	12,510	12,828	13,007	13,101	13,164	13,096	13,013	12,929	12,761	12,539	12,462	12,409
FY 16	11,628	11,750	11,914	11,974	12,088	12,144	12,225	12,232	12,169	12,239	12,338	12,368
FY 15	11,361	11,439	11,613	11,881	12,157	12,281	12,136	11,984	11,844	11,750	11,718	11,660
FY 14	10,142	10,247	10,413	10,540	10,593	10,546	10,611	10,745	10,777	10,874	11,080	11,224
FY 13	9,030	9,298	9,616	9,773	9,845	9,930	10,040	10,181	10,116	10,073	10,104	10,077
FY 12	7,999	8,063	8,277	8,395	8,460	8,511	8,607	8,553	8,480	8,522	8,662	8,815
FY 11	8,204	8,006	8,024	8,117	8,205	8,236	8,298	8,342	8,317	8,168	8,055	8,012
FY 10	8,255	8,441	8,776	8,991	8,957	8,884	8,786	8,748	8,639	8,449	8,348	8,268

DHS Adult Family Census



	July	Aug	Sept	Oct	Nov	Dec	Jan	Feb	Mar	Apr	May	June
FY 20	2,502	2,498	2,506	2,524	2,511	2,482	2,480	2,463	2,446	2,416		
FY 19	2,432	2,462	2,489	2,525	2,539	2,535	2,553	2,542	2,513	2,495	2,517	2,520
FY 18	2,470	2,516	2,517	2,501	2,504	2,512	2,508	2,487	2,462	2,421	2,396	2,404
FY 17	2,351	2,376	2,395	2,415	2,479	2,522	2,520	2,501	2,501	2,520	2,488	2,466
FY 16	2,120	2,126	2,140	2,167	2,176	2,187	2,221	2,239	2,247	2,278	2,301	2,343
FY 15	1,951	2,004	2,067	2,103	2,128	2,134	2,159	2,172	2,165	2,149	2,147	2,135
FY 14	1,794	1,805	1,824	1,855	1,876	1,872	1,882	1,900	1,881	1,883	1,903	1,922
FY 13	1,639	1,673	1,680	1,669	1,689	1,686	1,706	1,749	1,766	1,793	1,811	1,819
FY 12	1,294	1,308	1,341	1,376	1,400	1,383	1,475	1,505	1,525	1,571	1,608	1,609
FY 11	1,305	1,326	1,323	1,309	1,317	1,315	1,316	1,328	1,333	1,308	1,303	1,292
FY 10	1,332	1,353	1,374	1,348	1,315	1,293	1,284	1,289	1,299	1,280	1,278	1,268

DHS Single Adult Shelter Census



	July	Aug	Sept	Oct	Nov	Dec	Jan	Feb	Mar	Apr	May	Jun
FY 20	16,099	16,211	16,380	16,545	16,722	16,878	17,051	17,210	17,171	17,336		
FY 19	15,302	15,452	15,617	15,785	16,001	16,111	16,342	16,516	16,481	16,093	16,317	16,166
FY 18	13,958	14,112	14,189	14,308	14,485	14,676	14,895	15,216	15,268	15,356	15,326	15,315
FY 17	12,939	12,988	13,083	13,322	13,472	13,515	13,657	13,795	13,884	13,943	13,995	13,968
FY 16	11,970	12,086	12,247	12,477	12,685	12,781	12,943	13,067	13,165	13,136	13,112	13,060
FY 15	10,474	10,554	10,759	10,954	11,164	11,301	11,526	11,779	11,852	11,857	11,811	11,934
FY 14	9,833	9,854	9,928	9,949	9,947	10,006	10,172	10,294	10,303	10,371	10,369	10,370
FY 13	8,968	9,121	9,281	9,332	9,365	9,537	9,666	9,808	9,818	9,830	9,846	9,857
FY 12	8,177	8,235	8,421	8,505	8,574	8,584	8,744	8,836	8,810	8,850	8,850	8,877
FY 11	7,679	7,841	8,046	8,278	8,425	8,511	8,766	8,851	8,844	8,629	8,438	8,330

DAILY REPORT

5/19/2020

(Data from Monday, May 18, 2020)

SINGLE ADULTS	
Drop-in Center Clients Served	496
Drop-in Center Overnight Census	158
Faith Bed Census	50
Outreach Contacts	297
Outreach Placements	50
Safe Haven Utilization	1099
Veterans In Short-term Housing	229
Criminal Justice Short-term Housing	125

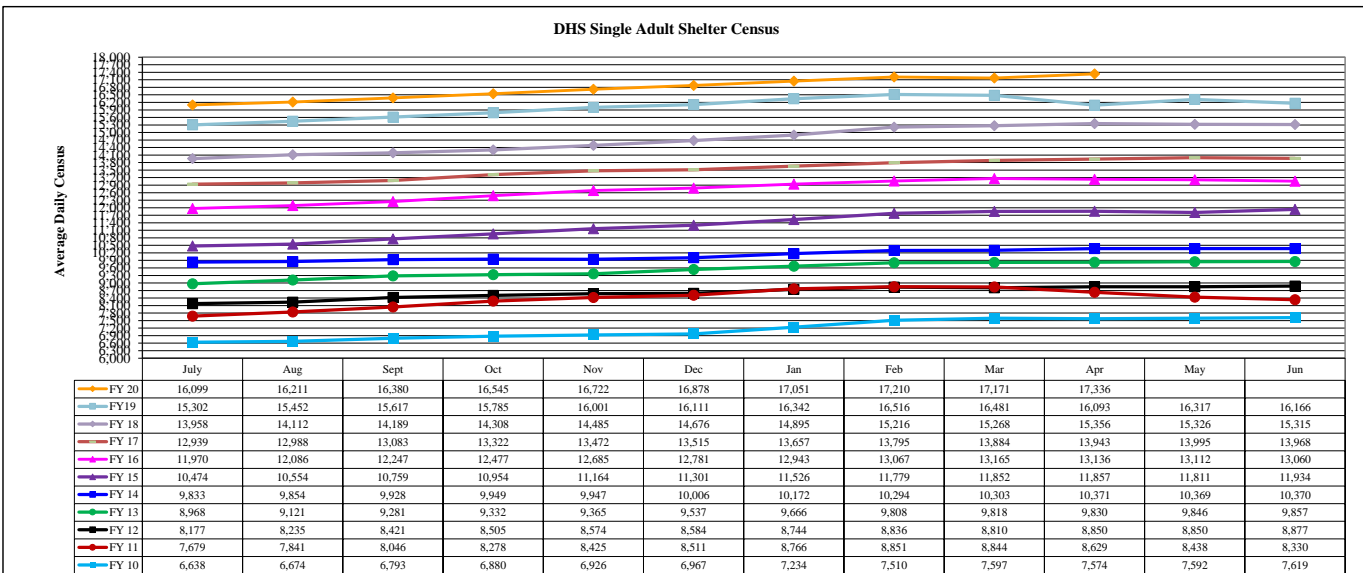
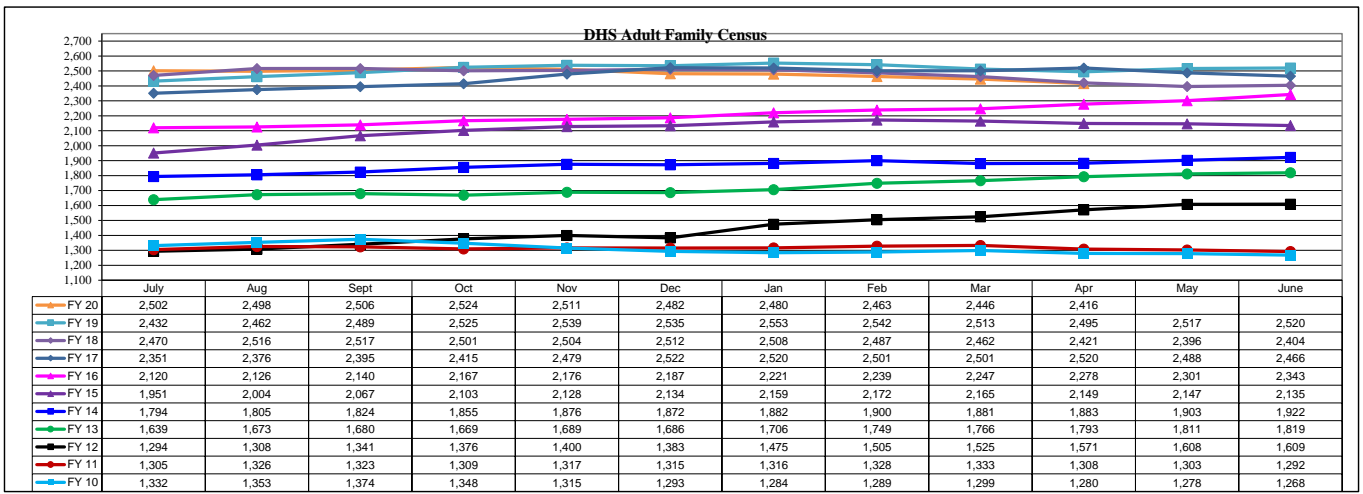
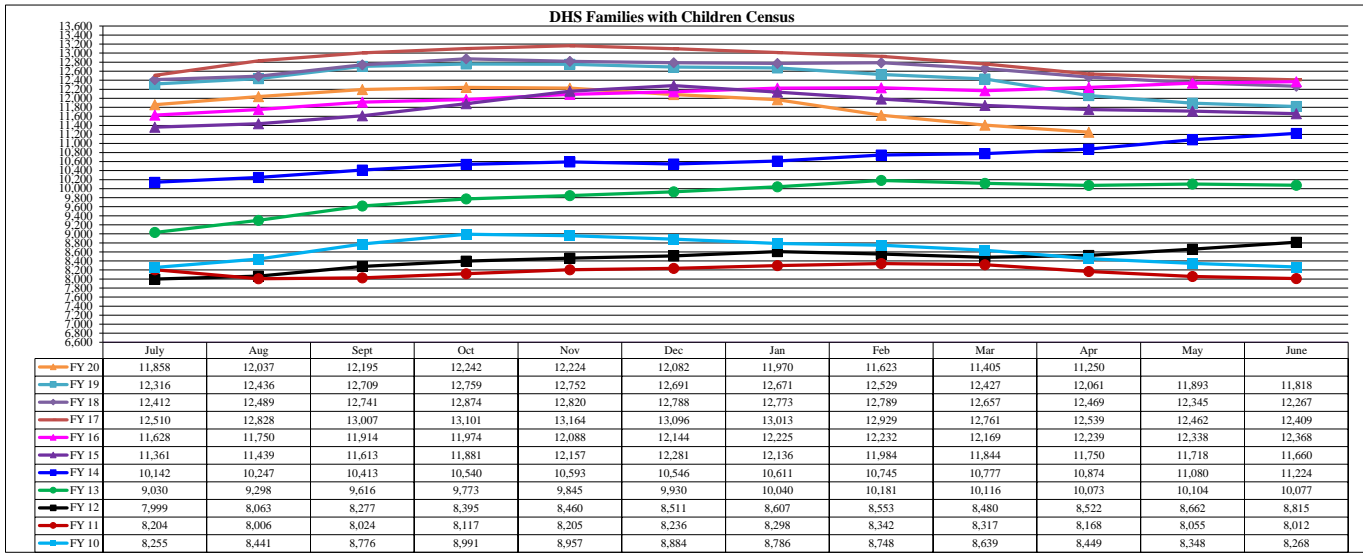
FAMILY INTAKE	
Families Requesting Temporary Housing at PATH	91
Adult Families Requesting Temporary Housing at AFIC	19
Families Placed in Overnight Accommodations	0
Families w/children at PATH Overnight (pre 10PM)	0

TOTAL SHELTER CENSUS	
Adults	36,933
Children	19,528
Total Individuals	56,461

SINGLE ADULT SHELTER CENSUS	
Men	12,830
Women	4,499
Total Single Adults	17,329

FAMILIES WITH CHILDREN CENSUS	
Families	10,942
Adults	14,657
Children	19,528
Individuals	34,185

ADULT FAMILIES CENSUS	
Families	2,342
Individuals (Adults)	4,947



*Due to data conversion the average monthly census for December 2011 and January 2012 for Families with Children and Adult Families is based upon data for a partial month.

DAILY REPORT

5/20/2020

(Data from Tuesday, May 19, 2020)

SINGLE ADULTS	
Drop-in Center Clients Served	493
Drop-in Center Overnight Census	158
Faith Bed Census	51
Outreach Contacts	356
Outreach Placements	45
Safe Haven Utilization	1103
Veterans In Short-term Housing	226
Criminal Justice Short-term Housing	132

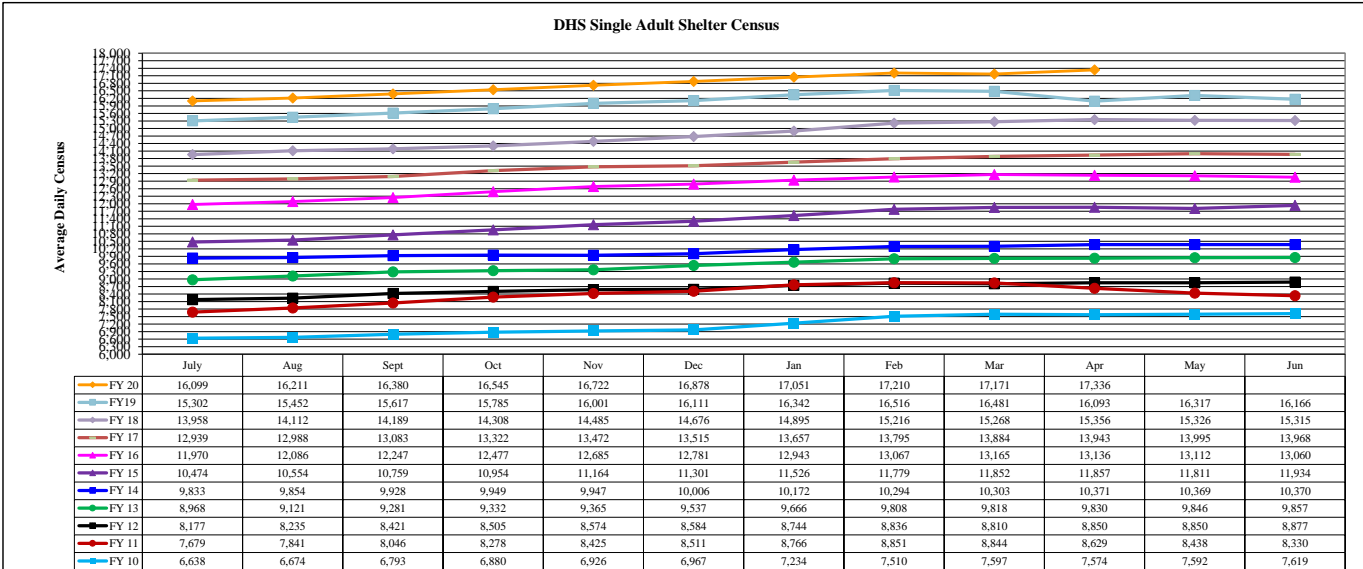
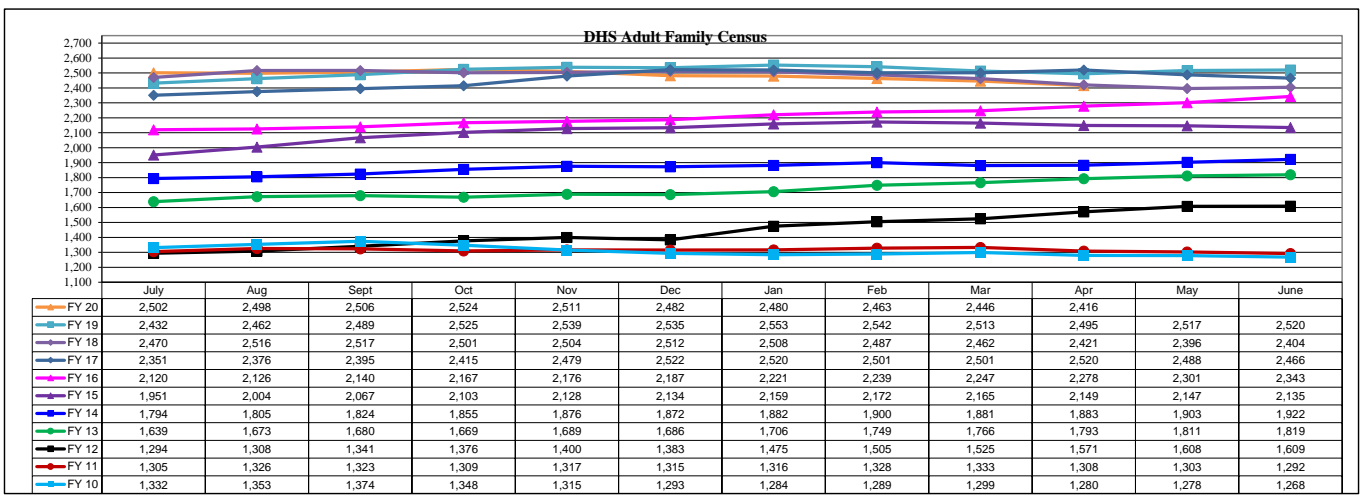
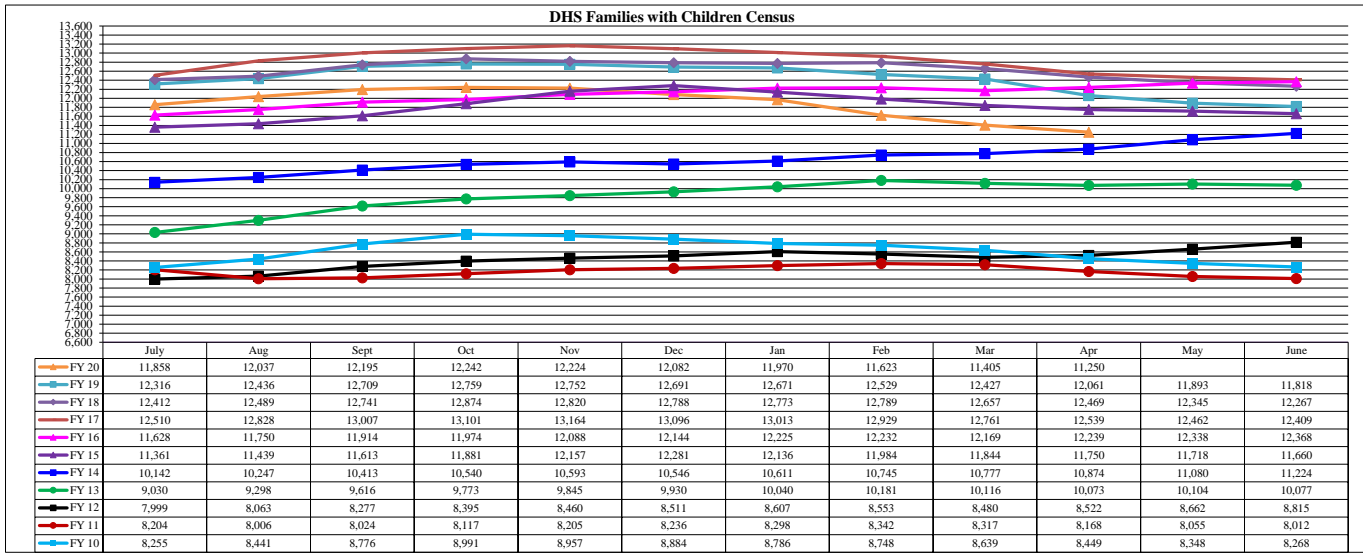
FAMILY INTAKE	
Families Requesting Temporary Housing at PATH	84
Adult Families Requesting Temporary Housing at AFIC	17
Families Placed in Overnight Accommodations	0
Families w/children at PATH Overnight (pre 10PM)	0

TOTAL SHELTER CENSUS	
Adults	36,948
Children	19,566
Total Individuals	56,514

SINGLE ADULT SHELTER CENSUS	
Men	12,825
Women	4,503
Total Single Adults	17,328

FAMILIES WITH CHILDREN CENSUS	
Families	10,956
Adults	14,677
Children	19,566
Individuals	34,243

ADULT FAMILIES CENSUS	
Families	2,339
Individuals (Adults)	4,943



*Due to data conversion the average monthly census for December 2011 and January 2012 for Families with Children and Adult Families is based upon data for a partial month.

DAILY REPORT

5/21/2020

(Data from Wednesday, May 20, 2020)

SINGLE ADULTS	
Drop-in Center Clients Served	399
Drop-in Center Overnight Census	111
Faith Bed Census	51
Outreach Contacts	427
Outreach Placements	101
Safe Haven Utilization	1098
Veterans In Short-term Housing	219
Criminal Justice Short-term Housing	132

Incomplete (4)
 Incomplete (4)
 Incomplete (4)

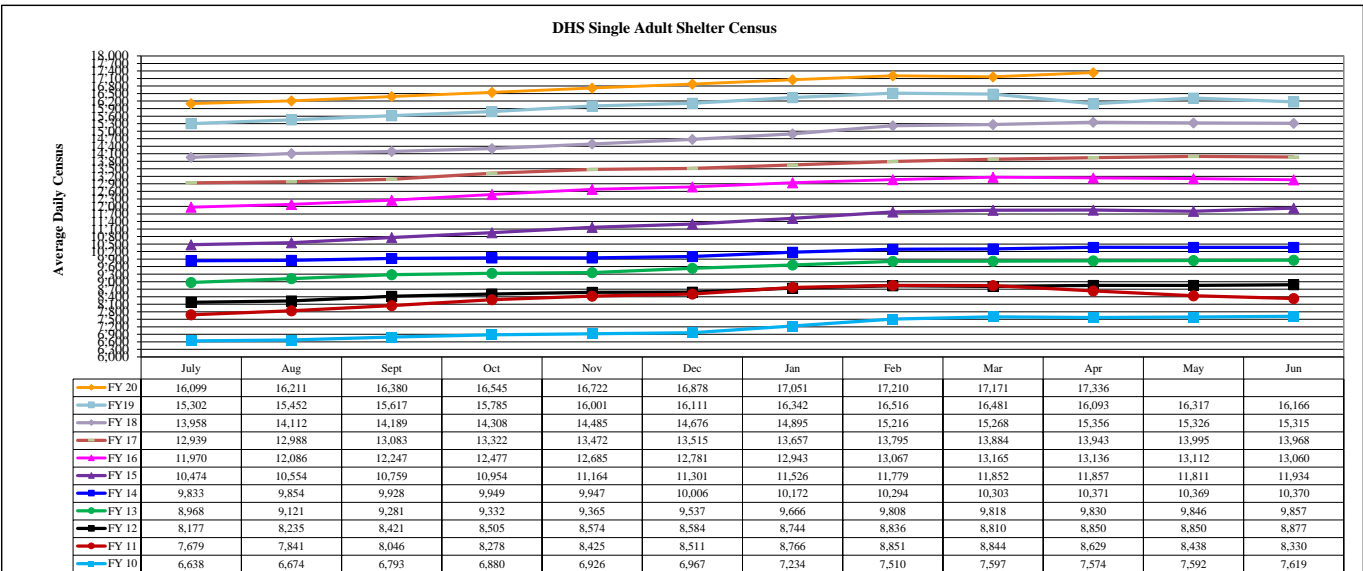
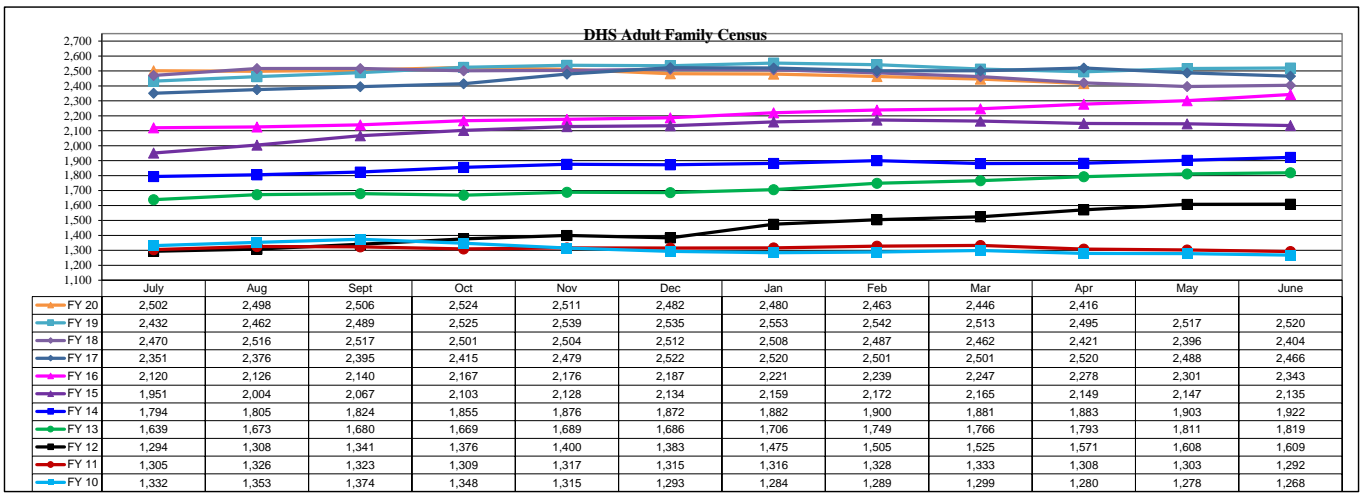
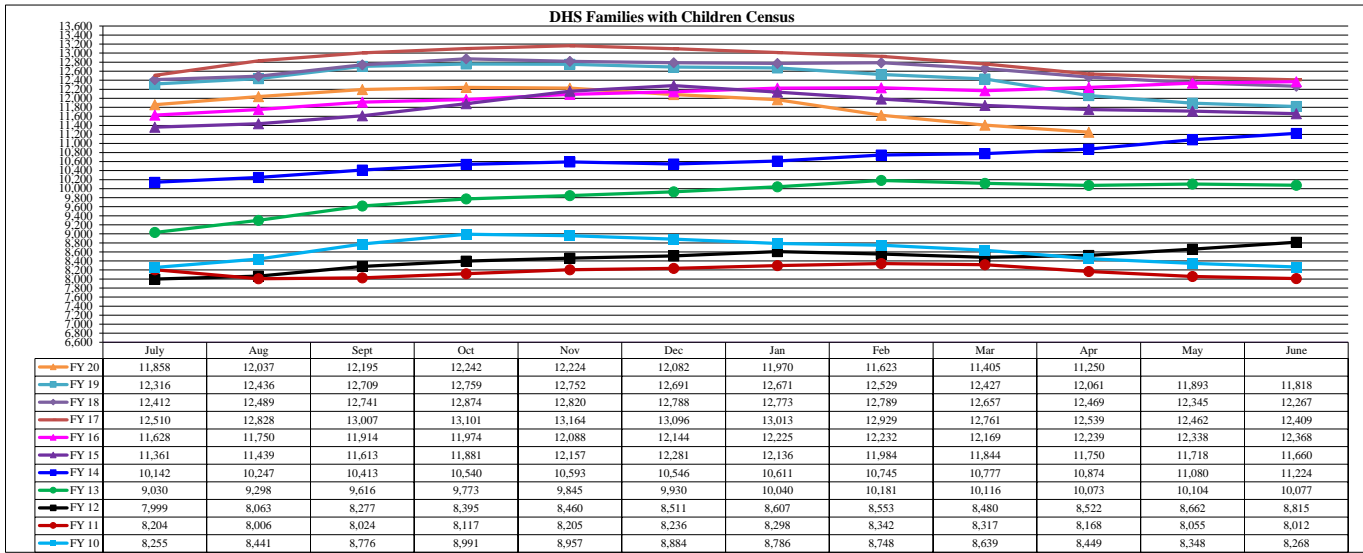
FAMILY INTAKE	
Families Requesting Temporary Housing at PATH	85
Adult Families Requesting Temporary Housing at AFIC	15
Families Placed in Overnight Accommodations	0
Families w/children at PATH Overnight (pre 10PM)	0

TOTAL SHELTER CENSUS	
Adults	36,975
Children	19,559
Total Individuals	56,534

SINGLE ADULT SHELTER CENSUS	
Men	12,872
Women	4,510
Total Single Adults	17,382

FAMILIES WITH CHILDREN CENSUS	
Families	10,953
Adults	14,674
Children	19,559
Individuals	34,233

ADULT FAMILIES CENSUS	
Families	2,328
Individuals (Adults)	4,919



*Due to data conversion the average monthly census for December 2011 and January 2012 for Families with Children and Adult Families is based upon data for a partial month.

DAILY REPORT

5/22/2020

(Data from Thursday, May 21, 2020)

SINGLE ADULTS	
Drop-in Center Clients Served	494
Drop-in Center Overnight Census	150
Faith Bed Census	50
Outreach Contacts	385
Outreach Placements	91
Safe Haven Utilization	1180
Veterans In Short-term Housing	227
Criminal Justice Short-term Housing	132

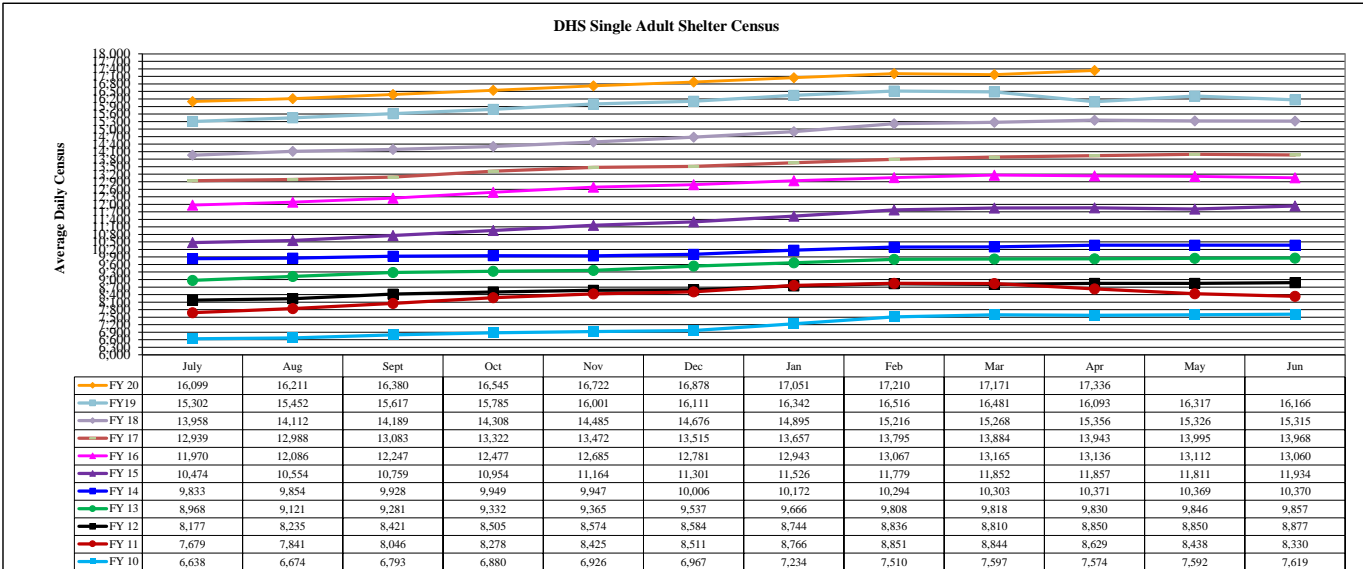
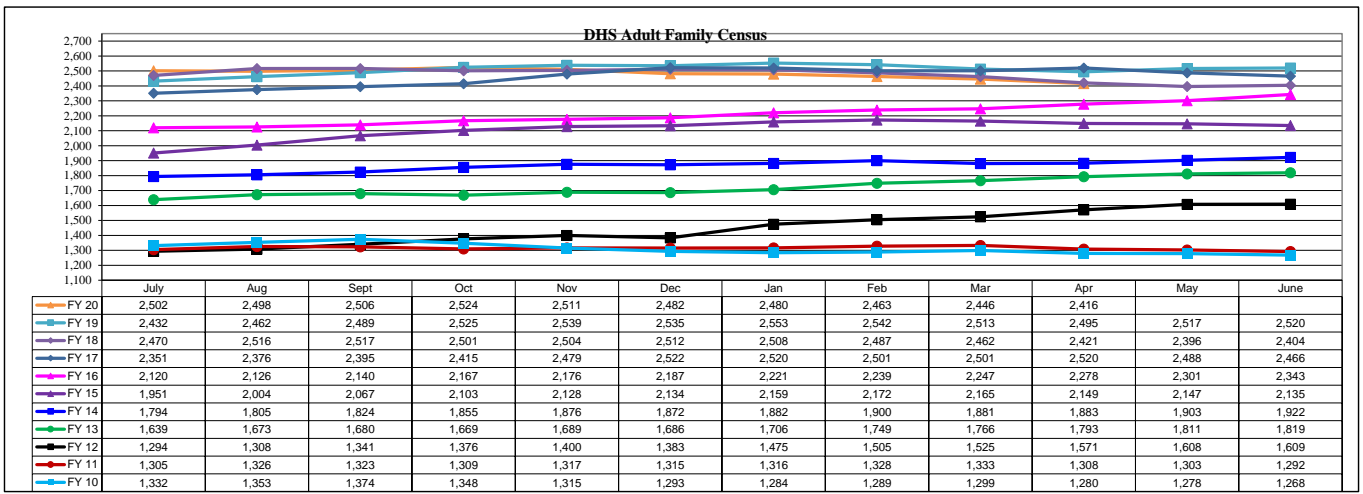
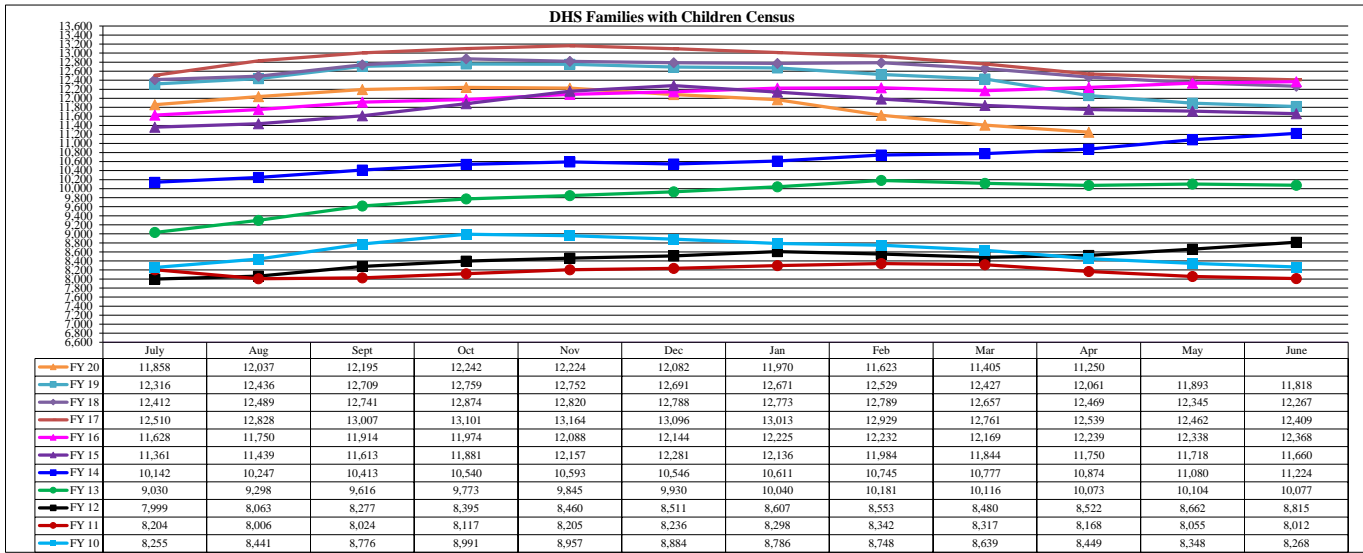
FAMILY INTAKE	
Families Requesting Temporary Housing at PATH	64
Adult Families Requesting Temporary Housing at AFIC	23
Families Placed in Overnight Accommodations	0
Families w/children at PATH Overnight (pre 10PM)	0

TOTAL SHELTER CENSUS	
Adults	36,934
Children	19,546
Total Individuals	56,480

SINGLE ADULT SHELTER CENSUS	
Men	12,871
Women	4,506
Total Single Adults	17,377

FAMILIES WITH CHILDREN CENSUS	
Families	10,930
Adults	14,637
Children	19,546
Individuals	34,183

ADULT FAMILIES CENSUS	
Families	2,328
Individuals (Adults)	4,920



*Due to data conversion the average monthly census for December 2011 and January 2012 for Families with Children and Adult Families is based upon data for a partial month.