

DAILY REPORT

6/2/2021

(Data from Tuesday, June 01, 2021)

SINGLE ADULTS	
Drop-in Center Clients Served	279
Drop-in Center Overnight Census	103
Faith Bed Census	16
Outreach Contacts	276
Outreach Placements	6
Safe Haven Utilization	1035
Veterans In Short-term Housing	198
Criminal Justice Short-term Housing	101

(5 of 6 sites reported)
 (5 of 6 sites reported)
 (5 of 6 sites reported)

FAMILY INTAKE	
Families Requesting Temporary Housing at PATH	108
Adult Families Requesting Temporary Housing at AFIC	16
Families Placed in Overnight Accommodations	0
Families w/children at PATH Overnight (pre 10PM)	0

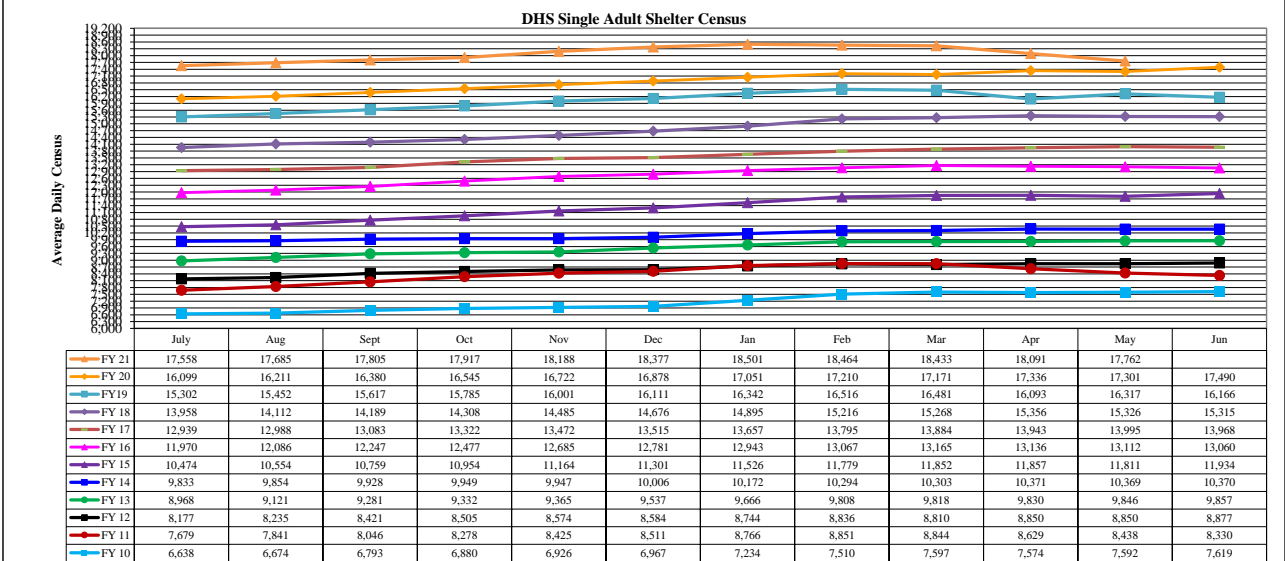
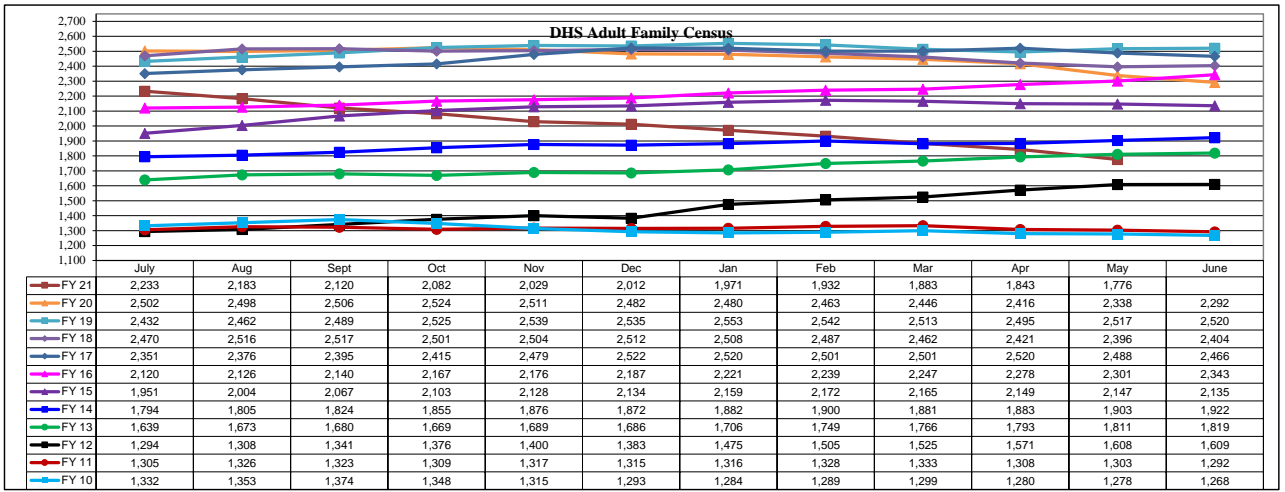
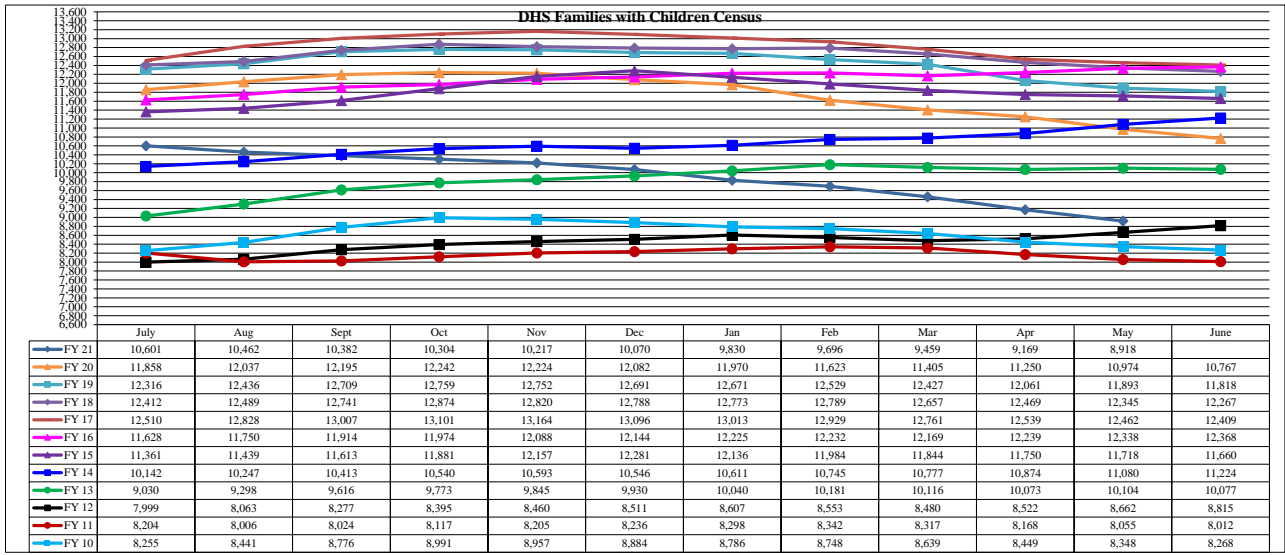
TOTAL SHELTER CENSUS	
Adults	32,826
Children	15,267
Total Individuals	48,093

SINGLE ADULTS	
Men	13,294
Women	4,280
Total Single Adults	17,574

FAMILIES WITH CHILDREN	
Families	8,835
Adults	11,583
Children	15,267
Individuals	26,850

ADULT FAMILIES CENSUS	
Families	1,744
Individuals (Adults)	3,669

x



*Due to data conversion the average monthly census for December 2011 and January 2012 for Families with Children and Adult Families is based upon data for a partial month.