

DAILY REPORT

10/27/2020

(Data from Monday, October 26, 2020)

SINGLE ADULTS	
Drop-in Center Clients Served	320
Drop-in Center Overnight Census	118
Faith Bed Census	43
Outreach Contacts	264
Outreach Placements	12
Safe Haven Utilization	1116
Veterans In Short-term Housing	241
Criminal Justice Short-term Housing	124

Incomplete (5/6)
 Incomplete (5/6)
 Incomplete (5/6)

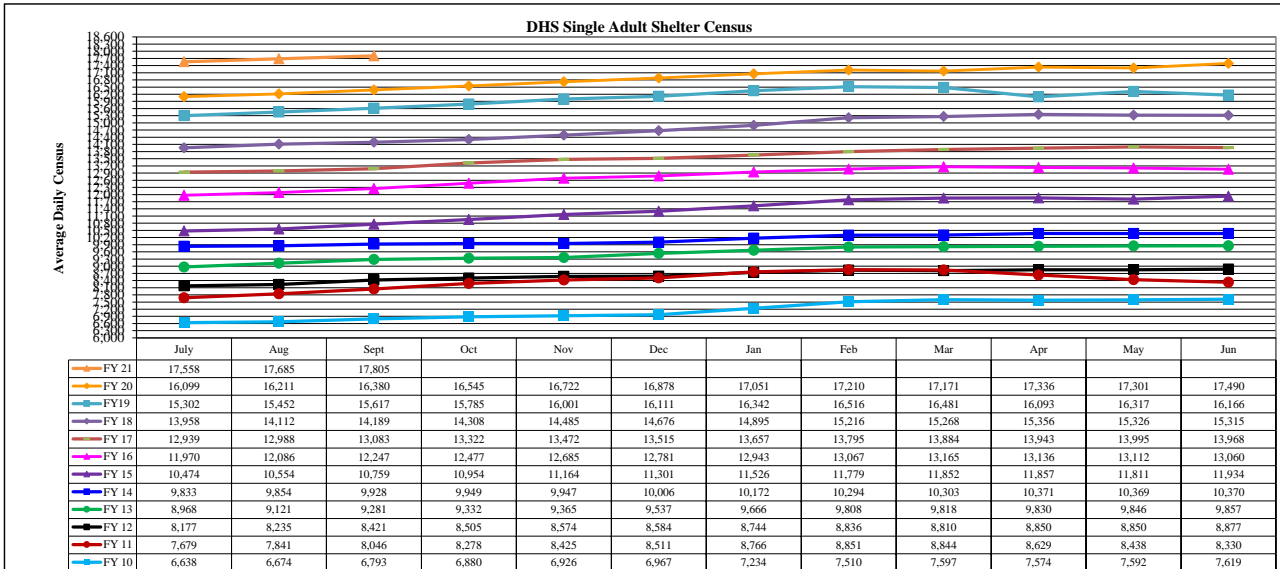
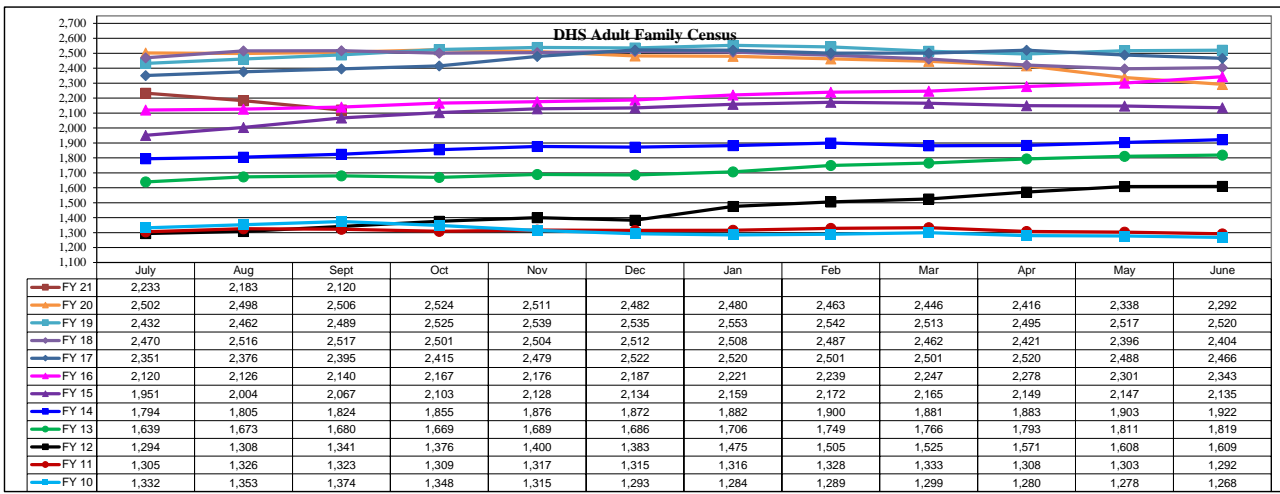
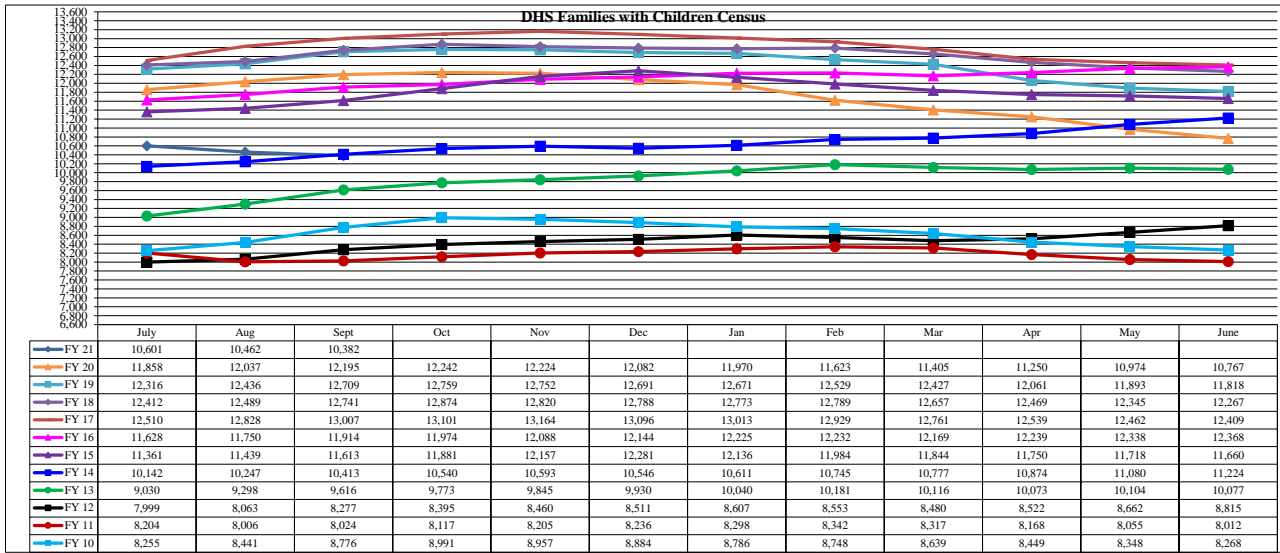
FAMILY INTAKE	
Families Requesting Temporary Housing at PATH	129
Adult Families Requesting Temporary Housing at AFIC	12
Families Placed in Overnight Accommodations	0
Families w/children at PATH Overnight (pre 10PM)	0

TOTAL SHELTER CENSUS	
Adults	35,988
Children	18,186
Total Individuals	54,174

SINGLE ADULTS	
Men	13,479
Women	4,530
Total Single Adults	18,009

FAMILIES WITH CHILDREN CENSUS	
Families	10,304
Adults	13,604
Children	18,186
Individuals	31,790

ADULT FAMILIES CENSUS	
Families	2,070
Individuals (Adults)	4,375



*Due to data conversion the average monthly census for December 2011 and January 2012 for Families with Children and Adult Families is based upon data for a partial month.